



GuitarJan.com

EENVOUD IN COMPLEXE GITAARTHEORIE



DE BLUES BIJBEL

DEEL 2

ALLMAN BROTHERS BAND

Inhoudsopgave

Inhoudsopgave	1
Voorwoord	2
De tabulatuur	
Keuze overwegingen	2
Tabulatuur notatie (Engelstalig)	3
Korte Nederlandse definitives	9
Allman Brothers Band	12
De partituren	
01. Ain't Wastin' Time No More	17
02. Blue Sky	23
03. Don't Keep Me Wondering	43
04. Don't Want You No More	59
05. Dreams I'll Never See	67
06. End Of The Line	86
07. Every Hungry Woman	101
08. Firing Line	114
09. Hot 'Lanta	128
10. In Memory of Elizabeth Reed	141
11. Jessica	161
12. Little Martha	189
13. Midnight Rider	198
14. One Way Out	205
15. Please Call Home	226
16. Ramblin' Man	238
17. Revival	265
18. Seven Turns	292
19. Soulshine	305
20. Stand Back	322
21. Stateboro Blues	329
22. Trouble No More	345
23. Wasted Words	356
24. Whipping Post	362
25. You Don't Love Me	375

Voorwoord

Bluesmuziek revisited

De website GuitarJan.com[©] bestaat sinds 2018, en de muziektheorie in de begindagen concentreerde zich vooral rondom blues- en rockmuziek. Met name de blues, als grondlegger van zo ongeveer alle andere muziekvormen, stond in het middelpunt van de belangstelling. Je ziet dat terug in de E-boeken module van de website, waar in de jaren 2018 tot en met 2022 titels zijn gepubliceerd als:

- Lick Library: Blues Licks & Solo's
- Blues Masterclasses: Solo's & Licks
- Power Chords in de Blues
- C.A.G.E.D. Concept: Blues solo's & C.A.G.E.D.,

en daarnaast nog een aantal E-boeken onder het "Signature Style" concept, en heel veel muziektheoretische E-boeken, die ook voor de bluesmuziek belangrijk zijn.

We willen met het "**Blues Bijbel**" concept weer terugkeren naar de oorsprong van de website, nadat we jarenlang theorie over alle andere muziekvormen hebben gepubliceerd, denk aan Rock, Jazz, Funk, Progressive Rock, en klassieke muziek. In de delen "**Blues Bijbel**" die we zullen publiceren, staan zowel muziektheoretische concepten als tabulaturen centraal. Daarmee proberen we elk mogelijk element van de oerprincipes van de bluesmuziek af te dekken. We hopen dat je aan deze reeks heel veel plezier beleeft.

Voor wie is dit boek bedoeld?

We gaan ervan uit dat als je dit boek leest, je gek bent op muziek, je muziek en alles over dit onderwerp ontzettend graag wilt begrijpen, en een intensievere studie naar bluesmuziek wilt maken, maar vooral ... heel veel wil leren door heel veel te oefenen en te spelen. We wensen je heel veel plezier met dit E-boek, en voor aanbevelingen en/of op- en aanmerkingen kun je ons natuurlijk altijd bereiken onder info@guitarjan.com.

De tabulatuur

In deel 1 van de "**Blues Bijbel**" serie hebben we de geschiedenis, de stijlvormen, en de basiskennis van gitaar spelen in blues concepten. We geven direct toe dat dit een bijzonder grote hoeveelheid (muziek)theoretische kennis is, maar zonder deze kennis, en oefenen ... oefenen ... oefenen ..., kom je er niet. In deel 2 beginnen we met het beschikbaar stellen van partituren, die een combinatie zijn van het traditionele notenschrift en de bekende tabulatuur. Dit concept ken je uit de andere E-boeken die op de website GuitarJan.com[©] ter beschikking worden gesteld.

Keuze overwegingen

Het blijft altijd moeilijk om iedereen tevreden te stellen waar het op partituren aankomt. De een wil graag zo eenvoudig mogelijke, recht toe recht aan partituren, die in 10 minuten

te leren zijn. Anderen kiezen liever voor de complexiteit die de grote gitaristen aan de dag leggen als zij ritmepatronen en solo's componeren. We hebben geprobeerd de gulden middenweg te kiezen. We hopen dat je hiervoor begrip hebt. In het ene geval zul je slagritme partituren tegenkomen, in andere gevallen solo partituren, soms een combinatie van beide. En de ene keer wat ingewikkelder dan de andere. Daarnaast hebben we alle Engelstalige termen in de partituren niet naar het Nederlands vertaald, zodat de buitenlandse gebruikers van onze website de partituren direct kunnen spelen, zonder Google Translate of een AI-engine te gebruiken. We gaan er van uit dat onze Nederlandstalige bezoekers de terminologie in het Engels meester zijn.

Tabulatuur notatie (Engelstalig)

Als je de "Blues Bijbel" deel 1 hebt doorgenomen, en alle muziektheoretische modules op onze website [GuitarJan.com](https://www.guitarjan.com)®, dan gaan we ervan uit dat je weet wat alle symbolen betekenen op de tabulatuurbalk. Om je geheugen wat op te frissen geven we je een overzicht van de meest belangrijke notatie-symbolen in tabulatuur. Ook deze uitleg wederom in de Engelse taal. De "Guitar Notation Legend" zoals je die in dit E-boek vindt, is ontleend aan de Hal Leonard partituurboeken, die je allemaal kunt kopen via hun website: <https://www.halleonard.com/>. Hal Leonard is een wereldberoemde uitgever van *songbooks*, partituren en muziektheoretische literatuur.

Allereerst laten we even zien hoe de tabulatuurbalk precies in elkaar steekt, en wat alle symbolen betekenen die je daarop tegenkomt. We laten ook nog een keer zien hoe de vingers van je fret of speelhand (meestal de linkerhand), en je slag of ritmehand, worden aangeduid.

Let wel: niet iedereen houdt zich aan deze toch min of meer gestandaardiseerde notatie systematiek. Je komt nog wel eens wat exotische notatie-aanduidingen tegen.

Hier staan de voortekens voor de toonladder en de tempo aanduiding

Tempo is in BPM (Beats Per Minute)

0:51

2de snaar 3de positie

2de snaar 1ste positie

3de snaar 2de positie

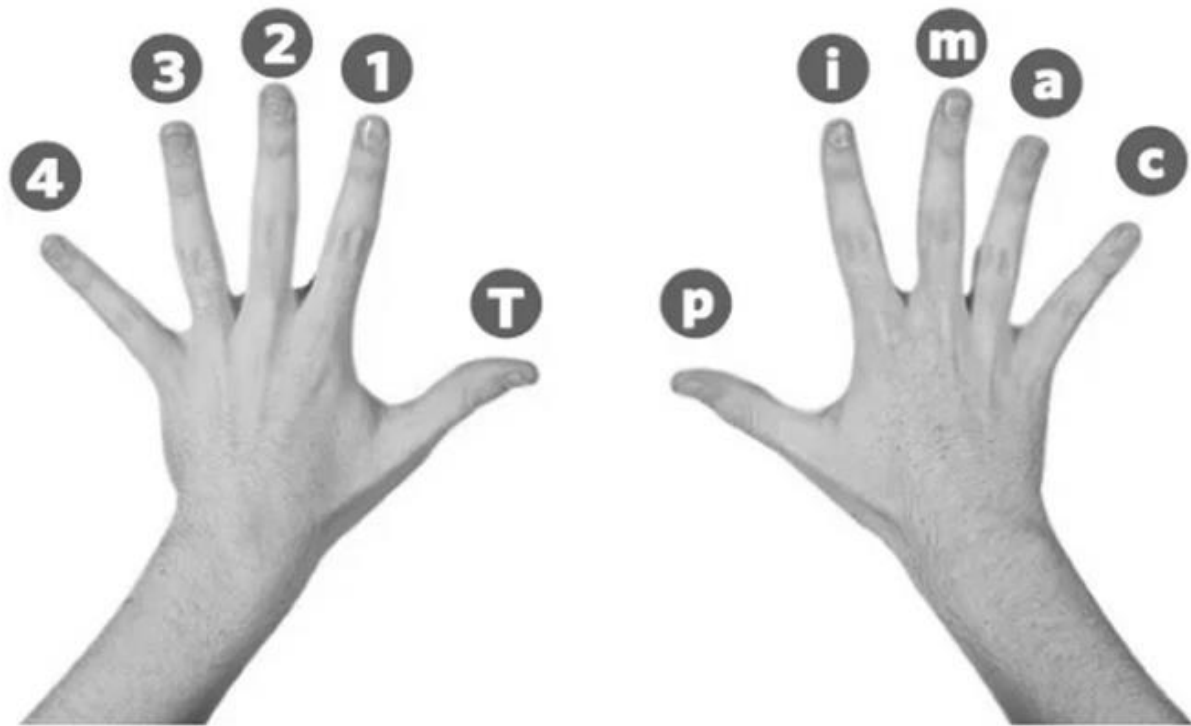
4de snaar open snaar

1 E
2 B
3 G
4 D
5 A
6 E

T
A
B

3 1 2 0

Tijdsaanduiding wanneer de muzikale frase in het nummer voorkomt



Dit zijn de afkortingen die in tabulatuurschrift worden gebruikt om je vingers te duiden.

Fret/Speelhand : 1, 2, 3, 4, (T)

Slag/Ritmehand: p (duim), i (wijsvinger), m (middelvinger), a (ringvinger), c (pink)



Eric Gales



Joanna Connor




Jared James Nichols


Guitar Notation Legend

Definitions for Special Guitar Notation


HALF-STEP BEND: Strike the note and bend up 1/2 step.




WHOLE-STEP BEND: Strike the note and bend up one step.




GRACE NOTE BEND: Strike the note and immediately bend up as indicated.




SLIGHT (MICROTONE) BEND: Strike the note and bend up 1/4 step.




BEND AND RELEASE: Strike the note and bend up as indicated, then release back to the original note. Only the first note is struck.




PRE-BEND: Bend the note as indicated, then strike it.




PRE-BEND AND RELEASE: Bend the note as indicated. Strike it and release the bend back to the original note.




UNISON BEND: Strike the two notes simultaneously and bend the lower note up to the pitch of the higher.



VIBRATO: The string is vibrated by rapidly bending and releasing the note with the fretting hand.



WIDE VIBRATO: The pitch is varied to a greater degree by vibrating with the fretting hand.



HAMMER-ON: Strike the first (lower) note with one finger, then sound the higher note (on the same string) with another finger by fretting it without picking.

Musical notation showing a hammer-on from fret 9 to fret 11. The second note is marked with a sharp sign (#).

PULL-OFF: Place both fingers on the notes to be sounded. Strike the first note and without picking, pull the finger off to sound the second (lower) note.

Musical notation showing a pull-off from fret 11 to fret 9. The first note is marked with a sharp sign (#).

LEGATO SLIDE: Strike the first note and then slide the same fret-hand finger up or down to the second note. The second note is not struck.

Musical notation showing a legato slide from fret 7 to fret 9. The notes are connected by a curved line.

SHIFT SLIDE: Same as legato slide, except the second note is struck.

Musical notation showing a shift slide from fret 7 to fret 9. The notes are connected by a curved line.

TRILL: Very rapidly alternate between the notes indicated by continuously hammering on and pulling off.

Musical notation showing a trill between frets 7 and 9. The trill symbol is a wavy line above the notes.

TAPPING: Hammer ("tap") the fret indicated with the pick-hand index or middle finger and pull off to the note fretted by the fret hand.

Musical notation showing tapping from fret 12 to fret 9. The tapping note is marked with a plus sign (+).

NATURAL HARMONIC: Strike the note while the fret-hand lightly touches the string directly over the fret indicated.

Musical notation showing a natural harmonic at fret 12. The note is marked with a diamond symbol (◊).

PINCH HARMONIC: The note is fretted normally and a harmonic is produced by adding the edge of the thumb or the tip of the index finger of the pick hand to the normal pick attack.

Musical notation showing a pinch harmonic at fret 5. The note is marked with a diamond symbol (◊).

HARP HARMONIC: The note is fretted normally and a harmonic is produced by gently resting the pick hand's index finger directly above the indicated fret (in parentheses) while the pick hand's thumb or pick assists by plucking the appropriate string.

8va
H.H.
TAB 7(19)

The diagram shows a musical staff with a treble clef. A single note is written on the staff, with '8va' written above it. Below the staff, the letters 'H.H.' are centered. Underneath that is a guitar tablature with five lines. The number '7' is written on the second line, and '(19)' is written on the fourth line.

PICK SCRAPE: The edge of the pick is rubbed down (or up) the string, producing a scratchy sound.

P.S.
TAB x

The diagram shows a musical staff with a treble clef. A wavy line is drawn across the staff, representing a scratchy sound. Below the staff, the letters 'P.S.' are centered. Underneath that is a guitar tablature with five lines. An 'x' is written on the second line, and another wavy line is drawn across the bottom two lines of the tablature.

MUFFLED STRINGS: A percussive sound is produced by laying the fret hand across the string(s) without depressing, and striking them with the pick hand.

TAB x x

The diagram shows a musical staff with a treble clef. Two 'x' marks are placed on the second and third lines of the staff. Below the staff, the letters 'T A B' are stacked vertically. To the right of the letters, 'x' is written on the second line and another 'x' is written on the third line.

PALM MUTING: The note is partially muted by the pick hand lightly touching the string(s) just before the bridge.

P.M. ---|
TAB 0 0 0 0

The diagram shows a musical staff with a treble clef. Four quarter notes are written on the staff, with a dashed line and 'P.M.' written below them. Below the staff, the letters 'T A B' are stacked vertically. To the right of the letters, '0' is written on each of the five lines of the tablature.

RAKE: Drag the pick across the strings indicated with a single motion.

rake ---|
TAB x 5

The diagram shows a musical staff with a treble clef. A single note is written on the staff, with a wavy line and 'rake' written below it. Below the staff, the letters 'T A B' are stacked vertically. To the right of the letters, 'x' is written on the second line and '5' is written on the fifth line.

TREMOLO PICKING: The note is picked as rapidly and continuously as possible.

TAB 5 7

The diagram shows a musical staff with a treble clef. Two chords are written on the staff. Below the staff, the letters 'T A B' are stacked vertically. To the right of the letters, '5' is written on the second line and '7' is written on the seventh line.

ARPEGGIATE: Play the notes of the chord indicated by quickly rolling them from bottom to top.

TAB 5 5 5

The diagram shows a musical staff with a treble clef. A chord is written on the staff. Below the staff, the letters 'T A B' are stacked vertically. To the right of the letters, '5' is written on each of the five lines of the tablature.

VIBRATO BAR DIVE AND RETURN: The pitch of the note or chord is dropped a specified number of steps (in rhythm) then returned to the original pitch.

w/ bar
TAB 0 (0)

The diagram shows a musical staff with a treble clef. A single note is written on the staff, with a wavy line and 'w/ bar' written below it. Below the staff, the letters 'T A B' are stacked vertically. To the right of the letters, '0' is written on the first line and '(0)' is written on the fifth line.

VIBRATO BAR SCOOP: Depress the bar just before striking the note, then quickly release the bar.

VIBRATO BAR DIP: Strike the note and then immediately drop a specified number of steps, then release back to the original pitch.

Additional Musical Definitions



(*accent*) • Accentuate note (play it louder)



(*accent*) • Accentuate note with great intensity



(*staccato*) • Play the note short



• Downstroke



• Upstroke

D.S. al Coda

• Go back to the sign (⌘), then play until the measure marked "*To Coda*," then skip to the section labelled "*Coda*."

D.C. al Fine

• Go back to the beginning of the song and play until the measure marked "*Fine*" (end).

Rhy. Fig.

• Label used to recall a recurring accompaniment pattern (usually chordal).

Riff

• Label used to recall composed, melodic lines (usually single notes) which recur.

Fill

• Label used to identify a brief melodic figure which is to be inserted into the arrangement.

Rhy. Fill

• A chordal version of a Fill.

tacet

• Instrument is silent (drops out).



• Repeat measures between signs.



• When a repeated section has different endings, play the first ending only the first time and the second ending only the second time.

NOTE:

Tablature numbers in parentheses mean:

1. The note is being sustained over a system (note in standard notation is tied), or
2. The note is sustained, but a new articulation (such as a hammer-on, pull-off, slide or vibrato begins), or
3. The note is a barely audible "ghost" note (note in standard notation is also in parentheses).

Note values in TAB

□ = A whole note

▭ = A half note

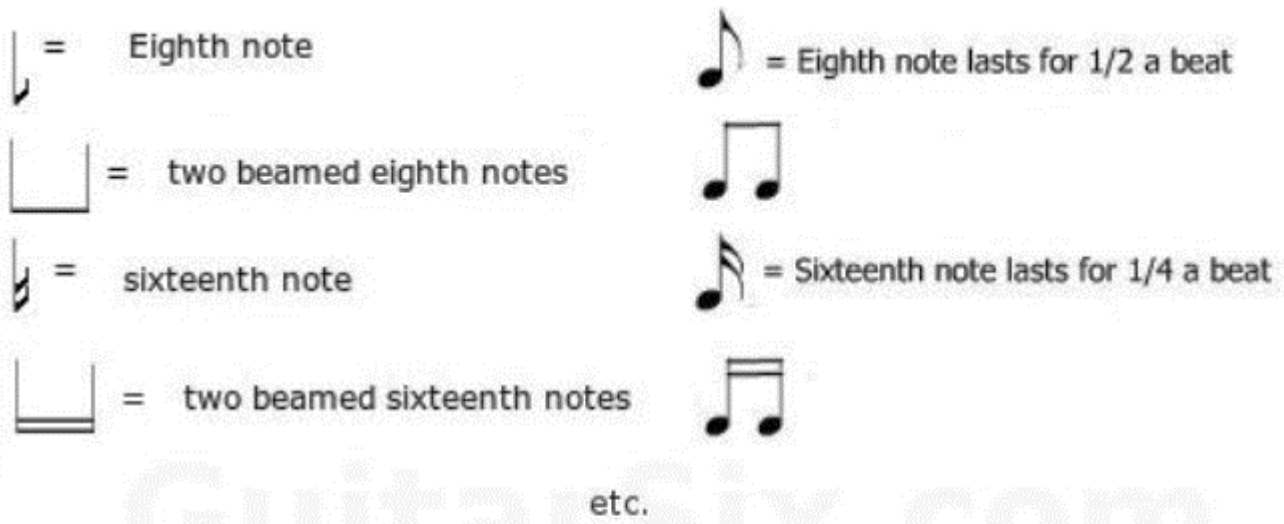
| = A quarter note

Note values in standard notation

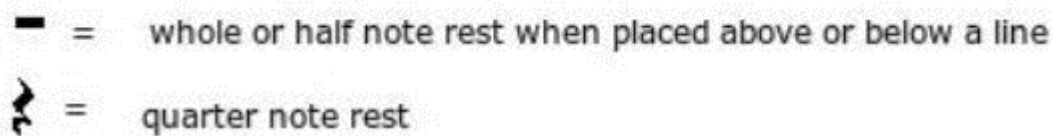
○ = Whole note lasts for 4 beats

◐ = Half note lasts for 2 beats

◑ = Quarter note lasts for 1 beat



Rest values



Indien je de definities in het Nederlands wilt lezen, kun je de website GuitarJan.com[©] raadplegen onder:

- [Muziektheorie | Basis muziektheorie](#)
- [Muziektheorie | Tabulatuur lezen en begrijpen](#)

Korte Nederlandse definities

Om onze Nederlandse lezers niet helemaal in de kou te laten staan, geven we je, in een willekeurige volgorde, van een aantal Engelstalige symboolnamen een korte Nederlandse definitie.

Hammer-on

Terwijl je bijvoorbeeld de 7^{de} fret met de eerste vinger vasthoudt, sla je als het ware, met een andere vinger, op een positie verderop de gitaarhals, zonder de snaar/noot aan te slaan.

Pull-off

Dit is het tegenovergestelde van een hammer-on, bij een pull-off haal je een vinger weg van een noot die speelt, terwijl je een andere noot ook gepositioneerd hebt, en die vinger laat je staan. Daardoor hoor je de klank van de andere noot, zonder dat je deze aanslaat.

Bend (1/2)

De noot wordt aangeslagen en dan naar boven opgedrukt tot een toonhoogte die een 1/2 stap hoger is.

Release Bend

Je begint op een al opgedrukte noot, die sla je aan, en dan breng je de noot weer terug naar zijn oorspronkelijke positie.

Slide down

Sla de eerste noot aan, en schuif dan met je vinger naar de volgende noot in de richting van de topkam van de gitaar.

Slide up

Kies de eerste noot, sla die aan, en schuif vervolgens met je vinger naar de volgende noot in de richting van de gitaarbrug.

Legato slide

Schuif van de ene noot naar de andere zonder de noot aan te slaan.

Ghost note

Een hoorbare noot die niet wordt aangeslagen, maar waarvan de klank wordt veroorzaakt door de trilling van andere noten.

Bend (full)

De noot wordt aangeslagen en dan naar boven opgedrukt tot een toonhoogte die een hele stap hoger is.

Vibrato

Het snel heen en weer buigen (van boven naar beneden) van een snaar, welke beweging ervoor zorgt dat de toonhoogte van de noot fluctueert.

Wide Vibrato

Hetzelfde als een vibrato (zie hierboven), maar dan met veel grotere *bends* dan bij een normaal vibrato effect.

Pinched harmony

Dit zijn kunstmatige harmonische boventonen. Hiervoor zijn veel technieken ontwikkeld. Je kunt dit effect verkrijgen door tegelijkertijd met de rechterhand de snaar aan te slaan en deze meteen te dempen. Met het plectrum betreft het een techniek waarbij je met het puntje van het plectrum de snaar aanslaat, maar waarbij een stukje van de vingers ook diezelfde snaar aanraken.

Palm mute

De snaar wordt gedempt met behulp van het vlees van de plukhand in de buurt van de brug, de pickups of het klankgat.

Let ring

Laat de noot doorklinken tot het einde van de stippellijn die je in de tabulatuur ziet.

Dead note

Een noot die wordt gedempt met behulp van de speel- of frethand (de linkerhand).

Natural harmonic

Dit zijn harmonische boventonen. Hiervoor zijn veel technieken ontwikkeld. Klassiek geschoolde gitaristen positioneren een noot met de linkerhand, losjes boven de fret, en dan slaan ze met de wijsvinger van de rechterhand, precies boven de fret, de snaar lichtjes aan. Natuurlijke boventonen vind je op een paar specifieke plekken op je gitaarhals, bijv. boven de 5^{de}, de 7^{de}, de 12^{de} en de 19^{de} fret. Goede gitaristen kunnen bijna overal op de gitaarhals deze harmonische boventonen (vakjargon: flageoletten) produceren.

Down stroke

Sla de snaar, het akkoord of de noot aan met een neerwaartse beweging van het plectrum.

Up stroke

Sla de snaar, het akkoord of de noot aan met een opwaartse beweging van het plectrum.

Tapping

Dit is een techniek waarbij een noot, of een reeks van noten, worden aangeslagen doordat de gitarist met een vinger van zijn slag/ritme hand (de rechterhand) de klank produceert door met een vinger op de gitaarhals te "tikken".

Fingering

Toont het nummer van de vinger van de speel/frethand (linkerhand) die wordt gebruikt om de noot te positioneren.

Pick scrape

Het plectrum wordt als het ware over de lengte van de snaar naar beneden getrokken.

Trill

Een heel snelle afwisseling van hammer-ons en pull-offs tussen twee noten.

Tremolo bar dip

De whammy bar van je gitaar wordt snel ingedrukt en keert dan terug naar de oorspronkelijke toonhoogte.

Tremolo bar dive

De whammy bar van je gitaar wordt volledig ingedrukt.

Deze, en nog veel meer andere speel- en notatie definities vind je op de website van GuitarJan.com®.

Allman Brothers Band

Deel 2 van de “**Blues Bijbel**” is geheel gewijd aan de Allman Brothers Band, in de jaren 60 en 70 van de vorige eeuw ware grootheden van de blues en bluesrock. Van de 25 muzieknummers die we hebben gekozen uit het immense repertoire van deze band, hebben we alle gitaarpartijen, van slaggitaar, slide gitaar, akoestische gitaar tot elektrische gitaar, bijzonderlijk uitgezocht (naar beste eer en geweten), en in tabulaturen verwerkt. Wel zo handig als je als gitaarduo of gitaartrio samen wilt spelen.

The Allman Brothers Band was een invloedrijke Amerikaanse Southern rock- en bluesband uit Macon (Georgia), in eerste instantie rond de broers Duane en Gregg Allman. Met hun mix van blues, country, rock en zelfs jazz en klassieke muziek groeide The Allman Brothers Band uit tot een van de belangrijkste (blues)rockbands van de jaren zestig en zeventig van de 20^{ste} eeuw.

De band werd in 1969 opgericht in Macon (Georgia) door Duane Allman (gitaar), Gregg Allman (zang en orgel), Dickey Betts (gitaar), Berry Oakley (basgitaar), Butch Trucks (drums) en Jai Johanny “Jaimoe” Johanson (drums). Duane en Gregg hadden daarvoor gespeeld in een garageband, The Escorts (later Allman Joys), in The Hour Glass en korte tijd in de psychedelische-rockgroep The 31st of February. The Hour Glass bracht twee geflopte albums uit bij Liberty Records. Hierna bouwde Duane Allman een reputatie op als sessiemuzikant. Hij speelde onder andere op het bekende nummer Layla van Derek and the Dominos (samen met Eric Clapton) en met andere artiesten, zoals Boz Scaggs, Aretha Franklin, Wilson Picket, Percy Sledge, Laura Nyro en Delaney & Bonnie. In 1969 verzamelde hij een groep mensen om zich heen waarmee hij The Allman Brothers Band vormde. De band tekende een contract bij Capricorn Records.

De nieuwe band gaf eerst vele optredens, voordat een LP werd uitgebracht. Het debuutalbum, The Allman Brothers Band, werd een stevig bluesrock-album. Het was geen groot commercieel succes, maar maakte wel indruk op de critici en leverde de band een cultstatus op. Het tweede album, Idlewild South uit 1970, is geproduceerd door Tom Dowd. Het album werd een groot succes. Ook optredens begonnen meer mensen te trekken, doordat de band een reputatie kreeg met het bijzondere complexe, maar coherente samenspel en de lange jamsessies.

In maart 1971 speelde de band enkele malen in de Fillmore East, een beroemde concertzaal in New York, waar onder meer livealbums zijn opgenomen door Joe Cocker, The Who, Miles Davis, Grateful Dead, Jimi Hendrix en vele anderen. De optredens van The Allman Brothers in deze zaal staan op hun derde album, de dubbel-LP Allman Brothers at Fillmore East. Het album werd een doorslaand succes en groeide uit tot een klassieker, die wordt beschouwd als een van de beste live- en bluesrock-albums aller tijden.

Op 29 oktober 1971, niet lang nadat At Fillmore East de gouden status had verworven, kwam Duane Allman bij een motorongeluk om het leven. Ondanks het verlies van de

frontman besloot de band door te gaan en de opnames van het vierde album af te maken. De band ging verder met één gitarist in plaats van twee. Dickey Betts nam de rol van Duane over op Eat a Peach. Na enkele optredens als vijfkoppige band werd er besloten weer een zesde lid en een nieuwe muzikant toe te voegen aan de band. Dat werd pianist Chuck Leavell.

In november 1972 kwam ook Berry Oakley om na een motorongeluk, niet ver van de plek waar eerder Duane Allman was omgekomen. Oakley werd vervangen door Lamar Williams. In 1973 kwam het nieuwe album uit, het toegankelijke Brothers and Sisters. Op dit album veranderde de muziekstijl meer richting de countryrock. Dit had twee oorzaken: anders dan de vorige drie albums werd dit album niet geproduceerd door bluesrock-producer Tom Dowd, maar door Johnny Sandlin - en Dickey Betts kreeg, als enige gitarist in de band, meer invloed op de muziek; hij ontwikkelde zich tot de tekstschrijver en nam op enkele songs (onder andere op het op single uitgebrachte "Ramblin' Man") de leadzang voor zijn rekening.

Op Brothers and Sisters staan twee van de bekendste nummers van The Allman Brothers Band, het instrumentale "Jessica" en de grote hit "Ramblin' Man". Op dat moment was de band qua populariteit op zijn hoogtepunt. Door het succes van de Allman Brothers Band trokken andere labels ook southern rock-acts aan. Een van de bekendste groepen die op deze manier van het succes van The Allman Brothers Band profiteerde, was Lynyrd Skynyrd. Ook de met drie sologitaristen en een dubbele drummer opererende country-rockformatie The Outlaws, net als Lynyrd Skynyrd afkomstig uit Florida, kwam in de 'zuidelijke' muziekgolf van die dagen bovendrijven.

In 1974 kwamen er problemen in de band. Gregg Allman en Dickey Betts begonnen beiden een solocarrière, Allman kwam in de publiciteit door een huwelijk met Cher en overmatig alcohol- en drugsgebruik zorgden voor wrijvingen binnen de band. Dit resulteerde in het onevenwichtige album Win, Lose or Draw (1975).

In 1976 viel de band uit elkaar, toen Gregg Allman werd opgepakt voor meerdere drugsgerelateerde misdrijven en getuigde tegen een vriend en medewerker van de band. Leavell, Johanson en Williams vormden samen de band Sea Level en Betts ging verder met zijn solocarrière. Capricorn bracht hierna enkele albums uit met nog niet eerder uitgebracht materiaal en live-opnames, waaronder Wipe the Windows, Check the Oil, Dollar Gas.

In 1978 kwam de band (behalve Leavell en Williams) weer bij elkaar om het zesde album Enlightened Rogues op te nemen. Het album werd weer geproduceerd door Tom Dowd. Ook waren er twee nieuwe leden aangetrokken, tweede gitarist Dan Toler en bassist David Goldflies. Ondanks dat het een goed album was, was het succes minder, doordat de populariteit van de band gezakt was, mede door de opkomst van nieuwe muziekstijlen als punk en disco die de muziekindustrie gingen overheersen.

In 1979 ging Capricorn Records failliet en werd overgenomen door PolyGram, waarna The Allman Brothers Band een contract tekenden bij Arista. De hieropvolgende albums *Reach for the Sky* (1980) en *Brothers of the Road* (1981) werden slecht ontvangen. Het ontslag van Jaimoe Johanson, begin jaren tachtig, leidde uiteindelijk tot het uiteenvallen van de band in 1982.

Pas in 1989 kwam de groep weer bij elkaar, mede door het succes van een uit vier cd's bestaand compilatiealbum, uitgebracht door PolyGram. De band was niet compleet: Leavell was op tournee met de Rolling Stones en Williams was in 1983 gestorven aan kanker. De band werd aangevuld met gitarist Warren Haynes en bassist Allen Woody. De groep sloot een contract met Epic Records en bracht in 1990 haar elfde album *Seven Turns* uit, dat zeer goed werd ontvangen bij critici en hun bestverkopende album in jaren werd. De daaropvolgende vijf albums (waaronder drie live CD's) voor Epic Records konden echter geen groot publiek meer trekken, ondanks goede kritieken. In de jaren 90 worden bovendien nog twee live dubbel-cd's van concerten van de oorspronkelijke bezetting uitgebracht, *Live at Ludlow Garage* (een concert uit 1970) en de volledige Fillmore East concerten uit 1971.

The Allman Brothers Band trokken met hun concerten nog wel altijd volle zalen. In augustus 1994 trad de band op bij Woodstock 1994, ter gelegenheid van de 25^{ste} verjaardag van Woodstock. In 1995 werden ze opgenomen in de Rock and Roll Hall of Fame en in 1998 in de Georgia Music Hall of Fame. In 1995 kregen ze ook een Grammy Award voor Best Instrumental Performance voor hun nummer "Jessica", een compositie van Dickey Betts. Sinds 1994 spelen Haynes en Woody ook in de southern rockband Gov't Mule. Na eerdere tijdelijke break-ups, kwam het in 1999 tot een definitieve breuk met Dickey Betts. De nieuwe gitarist werd de jonge en talentvolle Derek Trucks, een neef van drummer Butch Trucks. In 2000 overleed Allen Woody en werd Oteil Burbridge aangetrokken als bassist.

Op 28 oktober 2014 speelden The Allman Brothers Band hun allerlaatste show in het Beacon Theatre in New York, waarna ze het definitief voor gezien hielden.

Op 24 januari 2017 ontnam drummer en medeoprichter Butch Trucks zichzelf het leven, op 69-jarige leeftijd. Op 27 mei 2017 overleed Gregg Allman, eveneens op 69-jarige leeftijd. Dickey Betts overleed op 18 april 2024 op 80-jarige leeftijd aan kanker en een chronische longziekte.

In 2000 kwam de film *Almost Famous* uit, geregisseerd door Cameron Crowe. Het Oscarwinnend script was gebaseerd op de belevenissen van de regisseur zelf, die als jongste verslaggever van het Amerikaanse blad *Rolling Stone* op tournee ging met the Allman Brothers. In de film heet de band Stillwater.



Discografie

The Allman Brothers Band (1969)
Idlewild South (1970)
At Fillmore East (livealbum, 1971)
Eat a Peach (1972)
Brothers and Sisters (1973)
Win, Lose or Draw (1975)
Wipe the Windows, Check the Oil, Dollar Gas (live, 1976)
Enlightened Rogues (1979)
Reach for the Sky (1980)
Brothers of the Road (1981)
Seven Turns (1990)
Shades of Two Worlds (1991)
Live at Ludlow Garage: 1970 (1991)
An Evening With the Allman Brothers Band: First Set (live, 1992)
The Fillmore Concerts (1993)
Where It All Begins (1994)
An Evening With the Allman Brothers Band: 2nd Set (live, 1995)
Peakin' at the Beacon (live, 2000)
Live at the Atlanta International Festival 3 & 5 July 1970 (2003)
Hittin' the Note (2003)
One Way Out (live, 2004)
Unplugged and the Gregg Allman Band, Live 1987 (2017)

Compilaties

Beginnings (een compilatie uit de eerste twee albums, 1973)
The Road Goes On Forever, A Collection Of Their Greatest Recordings (1975)
Dreams (boxset), (1989)
Decade Of Hits 1969 - 1979 (1991)
Hell & High Water: Best Of The Arista Years (1994)
Legendary Hits (1995)
Mycology: An Anthology (1998)
Still Rockin` (2000)
Stand Back: The Anthology (2004)
The Essential Allman Brothers Band: The Epic Years (2004)

Ain't Wastin' Time No More

1972

Allman Brothers Band

$\text{♩} = 68$

Standard tuning

Musical notation for measures 1-3. The treble clef staff shows a melody with notes G4, A4, B4, C5, B4, A4, G4, F#4, E4, D4, C4. The bass clef staff shows a bass line with notes G2, A2, B2, C3, B2, A2, G2, F#2, E2, D2, C2. Fingering numbers are provided for both hands. The guitar tablature below shows fret numbers for the top (T) and bottom (B) strings. Measure 1: T: 0 2 2, B: 0. Measure 2: T: 2 2 0, B: (0) 2 0 2 2 0 2 2. Measure 3: T: 0 2 2 2 0, B: 0 2 2 2 0 2 2 0 2 2. Includes a 'H' (hammer-on) mark above the first measure.

Musical notation for measures 4-5. The treble clef staff shows a melody with notes G4, A4, B4, C5, B4, A4, G4, F#4, E4, D4, C4. The bass clef staff shows a bass line with notes G2, A2, B2, C3, B2, A2, G2, F#2, E2, D2, C2. Fingering numbers are provided for both hands. The guitar tablature below shows fret numbers for the top (T) and bottom (B) strings. Measure 4: T: 2 2 2 2, B: 0 2 2 2 0 7 7 7 5 7 7. Measure 5: T: 5 (5) 0 1 2 2, B: 5 7 7 6 7 5 2 2 0 2 2. Includes a 'H' (hammer-on) mark above the first measure.

§

Musical notation for measures 6-7. The treble clef staff shows a melody with notes G4, A4, B4, C5, B4, A4, G4, F#4, E4, D4, C4. The bass clef staff shows a bass line with notes G2, A2, B2, C3, B2, A2, G2, F#2, E2, D2, C2. Fingering numbers are provided for both hands. The guitar tablature below shows fret numbers for the top (T) and bottom (B) strings. Measure 6: T: 2 2 2 2 2 2 2 2 2, B: 0 2 2 2 0 2 2 2 2 0 2 2. Measure 7: T: 0 0 3 5 5 1 2, B: 0 2 2 2 2 2 2 2 2 0 2 2. Includes a 'H' (hammer-on) mark above the first measure.

Musical notation for measure 8. The treble clef staff shows a melody with notes G4, A4, B4, C5, B4, A4, G4, F#4, E4, D4, C4. The bass clef staff shows a bass line with notes G2, A2, B2, C3, B2, A2, G2, F#2, E2, D2, C2. Fingering numbers are provided for both hands. The guitar tablature below shows fret numbers for the top (T) and bottom (B) strings. Measure 8: T: 2 2 2 0 2 2 2 2, B: 0 2 2 0 2 2 2 2 2 2 2 2. Includes a 'H' (hammer-on) mark above the first measure.

Musical notation for measure 9. The treble clef staff shows a melody with notes G4, A4, B4, C5, B4, A4, G4, F#4, E4, D4, C4. The bass clef staff shows a bass line with notes G2, A2, B2, C3, B2, A2, G2, F#2, E2, D2, C2. Fingering numbers are provided for both hands. The guitar tablature below shows fret numbers for the top (T) and bottom (B) strings. Measure 9: T: 2 2 2 2 0 2 2 0 1 2 1 2, B: 0 2 2 2 0 2 2 2 2 0 2 2. Includes a 'H' (hammer-on) mark above the first measure and 'sl.' (slide) marks above the last two notes.

Musical notation for measures 10 and 11. Measure 10 includes a 'H' (Harmonics) marking. Measure 11 includes 'H' and 'sl.' (Sul Ponticello) markings.

TAB: 2 2 0 0 2 2 H 2 0 H sl. 2 5 4 1 2
 0 2 2 2 0 2 2 2 0 2 4 0 2 4 2 0 2 1 2 2 0 2

Musical notation for measures 12 and 13. Measure 12 includes a 'H' (Harmonics) marking. Measure 13 includes a 'H' (Harmonics) marking. The section ends with 'Da Coda'.

TAB: 2 2 1 1 1 1 2 2 2 2 2 2 H 2 2 2 2 2 0 2 2 2 2 3 3
 0 2 2 2 0 2 2 2 2 2 2 2 0 2 2 2 2 0 2 2 2 0 2

Musical notation for measures 14, 15, 16, and 17. Measure 14 includes a 'H' (Harmonics) marking. Measure 15 includes a 'H' (Harmonics) marking. Measure 16 includes a 'sl.' (Sul Ponticello) marking. Measure 17 includes a 'sl.' (Sul Ponticello) marking.

TAB: 3 1 3 3 0 0 2 0 0 1 0 0 2 2 1 1 (1) 2 2 2 2 0 2 0
 0 2 2 2 2 2 2 2 2 1 2 2 2 2 2 2 2 2 2 2 0 2 0

Musical notation for measures 18 and 19. Measure 18 includes a 'H' (Harmonics) marking. Measure 19 includes a 'H' (Harmonics) marking.

TAB: 2 2 2 0 2 2 2 2 2 0 3 1 2 5
 0 2 2 0 2 2 2 2 2 0 2 2 2 2 0 2

Musical notation for measures 20 and 21. Measure 20 includes a 'H' (Harmonics) marking. Measure 21 includes a 'H' (Harmonics) marking and a 'H' (Harmonics) marking.

TAB: (5) 2 2 2 2 0 2 2 2 2 2 1 2 2 2 2 2 0 0 2 3 5 1 2
 0 2 2 2 0 2 2 2 2 2 2 2 2 2 2 2 2 2 2 2 0 2

Musical notation for measure 22. Measure 22 includes a 'H' (Harmonics) marking.

TAB: 2 2 2 2 2 0 0 2 2 2 0 2
 0 2 2 2 2 0 2 2 2 0 2

23 H

H

TAB 0 2 0 2 2 0 1 2 1 2 2 2 0 2 2

24 H

25 H

H

TAB 0 2 2 2 2 0 2 2 2 0 2 2 | 0 2 2 2 2 2 2 2 0 2 2 5 1 2 5

26 H

27 H

H

TAB 2 2 0 2 2 2 3 2 2 2 0 2 2 | (2) 2 2 2 2 2 2 2 3 3

28 D

29 A6/C# B E

TAB 3 1 2 2 3 3 5 4 3 0 0 2 | 0 2 1 1 2 0 0 2 2 4

30

31

32

TAB 2 2 1 2 1 1 0 1 3 | 2 2 2 0 0 0 0 2 4 2 | 2 2 2 0 2 2 0 2 0

33

34

35

TAB 2 2 0 2 2 2 0 2 0 | 3 3 3 3 1 2 2 3 2 0 | 5 3 5 0 3 2 2 0 1 2 2

36

37

TAB

5 7 8 8 5 5 5 7 7 5 7 7 | 5 5 5 5 6 7 5 7 7

38

39

TAB

0 1 3 3 2 3 0 3 1 2 2 2 | 1 1 2 2 1 2 0

40

41

TAB

2 0 0 2 1 0 2 2 | 0 3 3 3 3 1 2 2 0 5 4

42

43

AH 17 <34> AH <12> H 5 H

TAB

0 2 2 2 0 2 2 0 <7> <9> (<7>) 2 2 2 0 2 2 0 2 2

44

45

AH 17 <34> H <12> H <12> H <12>

TAB

0 2 2 2 0 2 2 0 <7> <9> (<7>) 2 2 2 0 2 2 0 2 2

46

TAB: (<12>) 0 2 2 <7> <9> <12> <7> <12> <12> <12> <7> <9>

47 48

TAB: (<12>) 0 2 2 <7> <9> <12> <5> <7> <9> (<12>) 0 2 2 <7> <9> <12> <7> <9>

49 50

TAB: (<7>) <9> <7> <9> <7> <9> <7> <5> D/A <7> <7> A6/C# <7> <12> <7> <5>

D.S. al Coda

51 52 53 54

TAB: <12> <12> <12> <5> <9> <7> <7> <12> (<12>) 0 2 2 2 2 0 2 2 2 0 2 2

55

TAB: 0 2 2 2 2 0 2 2 2 0 2 2

56

TAB: 1 2 0 0 1 2 0 2 0 2

57 58

TAB 0 2 2 2 2 2 0 2 2 2 0 2 2 | 0 2 2 2 0 2 2 2 X 2 0 2 2

59 60

TAB 0 2 2 2 2 3 3 2 0 2 2 | 0 2 2 2 0 2 2 2 X 2 2 0 2 2

61 62

TAB 0 2 2 2 2 0 2 2 2 0 2 2 | 0 2 2 2 2 0 2 2 2 0 2 2

Blue Sky

1972

Allman Brothers Band

Elektrische gitaar 1

Standard tuning

♩ = 93

Intro

Musical notation for the first two measures of the Intro. The top staff shows a treble clef with a 4/4 time signature. The bottom staff shows guitar tablature with fret numbers on strings A and B. Measure 1 includes a slurred eighth-note triplet (7-9-11) on the B string, followed by notes 9-11 on the A string, and a slurred triplet (11-13-12) on the A string. Measure 2 includes a slurred eighth-note triplet (10-12-14) on the A string, followed by notes 14-13-11 on the A string, and notes 9-9-9-11-9 on the B string.

Musical notation for the next two measures of the Intro. Measure 3 continues the slurred eighth-note triplet (9-11) on the B string, followed by notes 9-11 on the A string, and a slurred triplet (11-13-12) on the A string. Measure 4 includes a slurred eighth-note triplet (10-12-14) on the A string, followed by notes 14-13-11 on the A string, and notes 9 on the B string.

To Coda 2

Musical notation for the 'To Coda 2' section. Measure 5 shows a treble clef with a key signature of one sharp (F#) and a 4/4 time signature. The bottom staff shows guitar tablature with notes 7-9 on the B string and 7-5-7-7-5 on the A string. Measure 6 shows notes 5-5-5 on the A string. Measure 7 shows a 2/4 time signature with notes 9-9-9-7 on the B string.

Verse

Musical notation for the first two measures of the Verse. Measure 8 shows a treble clef with a 4/4 time signature. The bottom staff shows guitar tablature with notes 11-11 on the B string, followed by notes 9-11 on the A string, and notes 9-11-9 on the B string. Measure 9 shows notes 11-11 on the B string, followed by notes 9-11 on the A string, and notes 9-11-9 on the B string.

Musical notation for the next two measures of the Verse. Measure 11 shows a treble clef with a 4/4 time signature. The bottom staff shows guitar tablature with notes 9 on the B string, and notes 10-10-10 on the A string. Measure 12 shows notes 11-9 on the B string, followed by notes 9-6 on the A string.

Verse



Musical notation for measures 14-16. Treble clef, key signature of one sharp (F#). Measure 14: quarter notes G4, A4, B4, quarter note C#5. Measure 15: quarter note D5, quarter note C#5, quarter note B4, quarter note A4, quarter note G4, quarter note F#4. Measure 16: quarter note E4, quarter note D4, quarter note C4, quarter note B3. Fingering: 14 (9, 6, 7), 15 (7, 9), 16 (12-12, 9, 11, 9, 12-12). Slurs and accents: *sl* over measures 15-16, *P* over measure 16. A 'full' slur is over the 11-9 interval in measure 16.

Musical notation for measures 17-19. Measure 17: quarter note G4, quarter note A4, quarter note B4, quarter note C#5. Measure 18: quarter note D5, quarter note C#5, quarter note B4, quarter note A4, quarter note G4, quarter note F#4. Measure 19: quarter note E4, quarter note D4, quarter note C4, quarter note B3. Fingering: 17 (11), 18 (11, 11), 19 (5, 5). Slurs and accents: *P* over measure 18, *P* over measure 19. 'full' slurs are over the 11-9 interval in measure 17 and the 11-11 interval in measure 18.

Chorus

Musical notation for measures 20-22. Measure 20: quarter note G4, quarter note A4, quarter note B4, quarter note C#5. Measure 21: quarter note D5, quarter note C#5, quarter note B4, quarter note A4, quarter note G4, quarter note F#4. Measure 22: quarter note E4, quarter note D4, quarter note C4, quarter note B3. Fingering: 20 (7, 9, 11, 12, 11, 9), 21 (9, 10, 12, 12, 9), 22 (11). Slurs and accents: *H* over measure 21, *P* over measure 22. 'full' slurs are over the 12-12 interval in measure 21 and the 11-11 interval in measure 22.

Musical notation for measures 23-25. Measure 23: quarter note G4, quarter note A4, quarter note B4, quarter note C#5. Measure 24: quarter note D5, quarter note C#5, quarter note B4, quarter note A4, quarter note G4, quarter note F#4. Measure 25: quarter note E4, quarter note D4, quarter note C4, quarter note B3. Fingering: 23 (9, 12, 11, 9, 12), 24 (11, 11, 11), 25 (12, 12, 9). Slurs and accents: *P* over measure 23, *P* over measure 25. 'full' slurs are over the 11-11 interval in measure 24 and the 11-11 interval in measure 25. A '1 1/2' slur is over the 11-11 interval in measure 24.

Da Coda Solo

To Coda 1

Musical notation for measures 26-28. Measure 26: quarter note G4, quarter note A4, quarter note B4, quarter note C#5. Measure 27: quarter note D5, quarter note C#5, quarter note B4, quarter note A4, quarter note G4, quarter note F#4. Measure 28: quarter note E4, quarter note D4, quarter note C4, quarter note B3. Fingering: 26 (9), 27 (11, 11, 9), 28 (11, 11, 9). Slurs and accents: *sl* over measure 28, *P* over measure 28. 'full' slurs are over the 11-11 interval in measure 27 and the 11-11 interval in measure 28. A triplet of eighth notes is shown in measure 28.

Musical notation for measures 29-30. Treble clef, key signature of one sharp (F#). Measure 29 contains a half note (H) and a pickup note. Measure 30 contains a pickup note and a triplet of eighth notes. The guitar tablature (TAB) below shows fret numbers: 9-11-11 for the first measure, and 9-9-9-9-10-9-11-9 for the second. Dynamic markings include *full* and *P*. A slur (*sl.*) is present over the final notes of measure 30.

Musical notation for measures 31-32. Measure 31 contains a slur (*sl.*) and a half note (H). Measure 32 contains a slur (*sl.*) and a triplet of eighth notes. The guitar tablature (TAB) below shows fret numbers: 6-7-7-7-9-11-9-11 for the first measure, and 9-11-13-12-14-12-14-14-14-12-13-11 for the second. Dynamic markings include *sl.* and *P*. A slur (*sl.*) is present over the final notes of measure 32.

Musical notation for measures 33-34. Measure 33 contains a half note (H) and a pickup note. Measure 34 contains a half note (H) and a triplet of eighth notes. The guitar tablature (TAB) below shows fret numbers: 9-9-11-9-9-9-11-9-11-9 for the first measure, and 9-11-9-9-9-9-9-11-9-10-9-11 for the second. Dynamic markings include *H* and *P*.

Musical notation for measures 35-36. Measure 35 contains a triplet of eighth notes and a pickup note. Measure 36 contains a pickup note and a triplet of eighth notes. The guitar tablature (TAB) below shows fret numbers: 11-11-11-11-11-9-9-11-9 for the first measure, and 11-11-11-11-11-9-9-11-9-10-9-11-9 for the second. Dynamic markings include *full*, *P*, and *H*.

Musical notation for measures 37-38. Measure 37 contains a slur (*sl.*) and a half note (H). Measure 38 contains a pickup note and a triplet of eighth notes. The guitar tablature (TAB) below shows fret numbers: 11-11-11-11-11-9-9-9-12-9-12-9 for the first measure, and 10-9-10-9-10-9-11-9-9 for the second. Dynamic markings include *sl.*, *1/2*, *full*, and *P*.

Musical notation for measures 39-40. Measure 39 contains a triplet of eighth notes and a pickup note. Measure 40 contains a pickup note and a triplet of eighth notes. The guitar tablature (TAB) below shows fret numbers: 10-9-10-9-11-9-10-9-11-9-11-9 for the first measure, and 11-11-11-11-11-9-9-11-9-11-9 for the second. Dynamic markings include *full*.

Musical notation for measures 41-42. Treble clef, key signature of one sharp (F#). Measure 41 contains a melodic line with a pickup note, followed by eighth notes and a slur. Measure 42 continues with a slur and a final note. The guitar tablature below shows fret numbers for both strings (T and B) with fingerings and techniques like *P* (palm mute), *sl.* (slide), and *full* (full bend).

Musical notation for measures 43-44. Measure 43 features a melodic line with a slur and a *H* (hammer-on) marking. Measure 44 continues with a melodic line and a slur. The guitar tablature includes fret numbers and techniques like *H*, *P*, and *sl.*

Musical notation for measures 45-46. Measure 45 contains a melodic line with a slur. Measure 46 continues with a melodic line and a slur. The guitar tablature shows fret numbers and techniques like *sl.*

Musical notation for measures 47-48. Measure 47 features a melodic line with a slur and a *P* marking. Measure 48 continues with a melodic line and a slur. The guitar tablature includes fret numbers and techniques like *sl.*, *P*, and *H*.

Musical notation for measures 49-50. Measure 49 contains a melodic line with a slur and a *H* marking. Measure 50 continues with a melodic line and a slur. The guitar tablature shows fret numbers and techniques like *H* and *P*.

Musical notation for measures 51-52. Measure 51 features a melodic line with a slur and a *H* marking. Measure 52 continues with a melodic line and a slur. The guitar tablature includes fret numbers and techniques like *H*, *P*, and *sl.*

53 54

TAB 10 9 11 9 9 11 9 10 9 11 9 9 9 9 | 12 9 12 10 9 11 9 10 12 9 12

Annotations: P, P, P, full

55 56

TAB (12) 12 (12) 9 12 11 11 (11) 9 11 9 11 | 11 13 12 12 14 13 14 12 9 11 9 11 9

Annotations: P, full, full, 1/2 P, sl., P, sl., P

57 58

TAB 9 11 11 9 9 9 11 9 9 9 | 11 13 12 12 14 13 14 12 9 11 9 11 9

Annotations: H, full, P, sl., H, sl., P

59 60

TAB 11 11 11 9 9 9 9 11 9 11 9 | 13 18 17 17 19 16 17 16 19 17 18 17 19

Annotations: 1 1/2, full, P, sl., H, P, T, H

61 62

TAB 14 14 17 14 14 16 14 17 14 16 | 16 18 17 17 19 16 17 16 19 17 18 17 19

Annotations: H, P, H, P, H

63 64

TAB 14 14 17 14 | 11 11 9 11 9 11 9 9 9 9

Annotations: H

65 *sl.* *P* *sl.* *sl.* *sl.*

TAB: 11-13 12 (12) 14 13 12 14-12 13-11 9 11 | 11 11-13 11 9-13 12 14

Solo

67 *P* *sl.* *H* *P* *P*

TAB: 12 12 14 12 14-12 13-11 9 11 | 9 11 9 11 9 12 9 11 9 11 9

69 *full* *P*

TAB: 11-13 12 14 13 12 14 14 12 14 14 | 12 14 14 12 14 13 12-14-12

71 *P* *P*

TAB: 12 13 14 13 12 (12) 13 14 13 12 13 11 | 9 11 9 (9) 11 11 9 11 9 11

73 *sl.* *sl.* *sl.* *sl.*

TAB: 11-12 13 14 12 (12) 14 13 12 13 11 11 | 9 11 11 9 (9) 11 11 9 11 13 12 13

75 *P* *P*

TAB: 12 14 12 14 12 13 14 13 12 13 | 14 13 12 14 12 14 12 14 12 14

♩ = 93

77 78

TAB

79 80

TAB

♩ = 93

81 82

TAB

♩ = 93

83 84

TAB

85 86

TAB

Musical notation for measures 87 and 88. Measure 87 features a sequence of notes with slurs and accents, including a *P* (piano) marking. Measure 88 continues with similar phrasing, including slurs (*sl.*) and piano (*P*) markings.

Tablature for measure 87: 16-17-17-17-16-16-16-14-14-14-12

Tablature for measure 88: 12-12-9-12-9-12-12-9-12-9-12-12

Musical notation for measures 89 and 90. Measure 89 includes a *P* marking and a wavy line indicating a tremolo effect. Measure 90 features a *P* marking and a wavy line.

Tablature for measure 89: 9-12-9-12-12-12-9-12-9-11

Tablature for measure 90: 9-10-9-11-10-11-11-9-11-9-11-9-9-9

Musical notation for measures 91 and 92. Measure 91 includes a *sl.* marking. Measure 92 includes a *sl.* marking and an 'X' symbol on the guitar staff.

Tablature for measure 91: 9-11-9-13-12-14-12-12

Tablature for measure 92: 9-11-X-11-13-12-14-12-12-13-11-9-9

Musical notation for measures 93 and 94. Measure 93 includes a *sl.* marking. Measure 94 includes a *sl.* marking.

Tablature for measure 93: 9-11-9-13-12-14-12-14-12

Tablature for measure 94: 9-11-9-11-13-12-14-12-13-11-9-11

Musical notation for measures 95 and 96. Measure 95 includes a *P* marking. Measure 96 includes a *P* marking and a *sl.* marking.

Tablature for measure 95: 9-11-9-10-9-11-9-11-9-11-9-11-9-11

Tablature for measure 96: 9-9-9-11-9-11-9-11-13-12-13-11-9-11

Musical notation for measures 97 and 98. Measure 97 includes a *P* marking. Measure 98 includes a *P* marking.

Tablature for measure 97: 9-11-9-10-9-11-9-11-9-11-9-11-9-11

Tablature for measure 98: 9-11-9-11-9-11-9-11-9-11-9-11-9-11

Musical notation for measures 99 and 100. The guitar part features a sequence of fret numbers: 9-11, 9-10-9, 11-9-11, 9-10-9, 11-9, 11-9, 11. The notation includes a treble clef, a key signature of one sharp (F#), and a common time signature. Dynamics include *P* (piano) and *sl.* (slur).

Musical notation for measures 101 and 102. The guitar part continues with fret numbers: 9-11, 9-10-9, 11-9-11, 9-10-9, 11-9, 11-9, 11. Measure 102 includes a triplet of notes. Dynamics include *P* (piano) and *sl.* (slur).

Musical notation for measures 103 and 104. Measure 103 includes a *full* dynamic marking and a slur. Measure 104 includes a *sl.* marking. The guitar part includes fret numbers: 11, 9, 11, 9, 6, 4, 6, (6), 2. The notation includes a treble clef, a key signature of one sharp (F#), and a common time signature. Dynamics include *full* and *sl.* (slur).

Musical notation for measures 105 and 106. Measure 105 includes a *sl.* marking and a slur. Measure 106 includes a *full* dynamic marking and a slur. The guitar part includes fret numbers: 7, 9, 11, 9, 12, 9, 11, 9, 12, 9. The notation includes a treble clef, a key signature of one sharp (F#), and a common time signature. Dynamics include *sl.* (slur) and *full*.

Musical notation for measures 107 and 108. Measure 107 includes a *full* dynamic marking and a slur. Measure 108 includes a *full* dynamic marking and a slur. The guitar part includes fret numbers: 11, 11, 11, (11), 9, 2, 5, 5. The notation includes a treble clef, a key signature of one sharp (F#), and a common time signature. Dynamics include *full* and *P* (piano).

Musical notation for measures 109 and 110. Measure 109 features a sequence of chords: 2/0, 2/0, 2/0, 2/0, 2/0, 2/4, 2/0, 2/0. Measure 110 includes a *H* (harmonic) marking and a slur. The guitar part includes fret numbers: 7, 9, 11, 12, 11, 9, 11, 9. The notation includes a treble clef, a key signature of one sharp (F#), and a common time signature. Dynamics include *H* (harmonic) and *sl.* (slur).

D.S. al Coda
D.S al Coda 1

Musical notation for measures 111-113. Measure 111 starts with a treble clef, key signature of one sharp (F#), and a 4/4 time signature. The melody consists of eighth notes with slurs. The guitar tablature below shows fret numbers: 9, 10, 12, 12, 12, 9. Measure 112 has a whole rest. Measure 113 has a half note with a slur and a 'P' (piano) dynamic marking. The guitar tablature for 113 shows fret numbers: 11, 11, 11, (11), 9, 12, 11, 9.

Musical notation for measures 114-116. Measure 114 has a treble clef, key signature of one sharp (F#), and a 4/4 time signature. The melody consists of eighth notes with slurs. The guitar tablature below shows fret numbers: 11, 11, 11. Measure 115 has a whole rest. Measure 116 has a half note with a slur and a 'P' (piano) dynamic marking. The guitar tablature for 116 shows fret numbers: 12, 12, 9, 12, 11, (11), 9. The text "To Coda 1" is written above measure 116.

Musical notation for Coda 2. Measure 117 is a whole chord with a treble clef, key signature of one sharp (F#), and a 4/4 time signature. The guitar tablature below shows fret numbers: 12, 10, 9, 11. Measure 118 has a treble clef, key signature of one sharp (F#), and a 4/4 time signature. The melody consists of eighth notes with slurs. The guitar tablature below shows fret numbers: 6, 5, 5, 4, 5, 5. Measure 119 is a whole chord with a treble clef, key signature of one sharp (F#), and a 4/4 time signature. The guitar tablature below shows fret numbers: 4, 5, 4. The text "D.C. al Coda" and "D.C. al Coda 2" is written above measure 117. The text "Coda 2" is written above measure 118. A circled cross symbol is placed above measure 119.

Blue Sky

1972

Allman Brothers Band

Elektrische gitaar 2

Standard tuning

♩ = 93

Intro

1. Measure: Treble clef, F# major. Notes: F#4, A4, C#5, A4, F#4. Slurs connect F#4-A4 and C#5-A4. Accents on A4 and F#4.

2. Measure: Treble clef, F# major. Notes: F#4, A4, C#5, A4, F#4, A4, C#5, A4, F#4. Slurs connect F#4-A4 and C#5-A4. Accents on A4 and F#4.

3. Measure: Treble clef, F# major. Notes: F#4, A4, C#5, A4, F#4. Slurs connect F#4-A4 and C#5-A4. Accents on A4 and F#4.

Guitar tabs: T (9 9 9 10 9 10), A (9 9 11 9 9 10), B (0 0 0 0 0 0).

4. Measure: Treble clef, F# major. Notes: F#4, A4, C#5, A4, F#4. Slurs connect F#4-A4 and C#5-A4. Accents on A4 and F#4.

5. Measure: Treble clef, F# major. Notes: F#4, A4, C#5, A4, F#4. Slurs connect F#4-A4 and C#5-A4. Accents on A4 and F#4.

6. Measure: Treble clef, F# major. Notes: F#4, A4, C#5, A4, F#4. Slurs connect F#4-A4 and C#5-A4. Accents on A4 and F#4. Ends with a double bar line and a 2/4 time signature.

Guitar tabs: T (11 12 14 10 9 9 0), A (11 12 14 11 9 9 0), B (9 9 9 9 9 9 0).

Verse

B5



7. Measure: Treble clef, F# major. Notes: F#4, A4, C#5, A4, F#4. Slurs connect F#4-A4 and C#5-A4.

8. Measure: Treble clef, F# major. Notes: F#4, A4, C#5, A4, F#4. Slurs connect F#4-A4 and C#5-A4.

9. Measure: Treble clef, F# major. Notes: F#4, A4, C#5, A4, F#4. Slurs connect F#4-A4 and C#5-A4.

Guitar tabs: T (0 0 0 0 0 0 0), A (1 1 1 1 1 1 1), B (2 2 2 2 2 2 2).

10. Measure: Treble clef, F# major. Notes: F#4, A4, C#5, A4, F#4. Slurs connect F#4-A4 and C#5-A4.

11. Measure: Treble clef, F# major. Notes: F#4, A4, C#5, A4, F#4. Slurs connect F#4-A4 and C#5-A4.

12. Measure: Treble clef, F# major. Notes: F#4, A4, C#5, A4, F#4. Slurs connect F#4-A4 and C#5-A4.

Guitar tabs: T (1 1 1 1 1 1 1), A (2 2 2 2 2 2 2), B (2 2 2 2 2 2 2).

Verse



13



14

15

16

full

full

sl.


11 11 9 11 9 11 9 11 (11) 7 7 9 7 7 7

17

18

19

20




7 9 7 9 7 9 7 9 11 9

Chorus

21

22

23



9 11 9 9 11


1 1 1 1 1 1 2 2 2 2 2 2

2 2 2 2 2 2 2 2 2 2 2 2

24

25

26



4 4 4 4 4 4 4 4 2

4 4 4 4 4 4 4 4 3 2

2 2 2 2 2 2 2 2 4 2

Da Coda Solo


A/F#



27

28

29



Rhy. Fig. 3

H

H

2 2

2 2

4 4

2 2

7 7

0 0

H H

2 4 2

End Rhy. Fig. 3

30#

T	9	9	10	9	9	9	7	7	7	2	2	3	2	2	2	2
A	9	9	9	9	9	9	7	7	7	2	2	2	2	2	2	2
B	7	7	7	7	7	7	7	7	7	0	0	0	0	0	0	2

32#

T	9	9	10	9	9	9	7	7	7	2	2	3	2	2	2	2
A	9	9	9	9	9	9	7	7	7	2	2	2	2	2	2	2
B	7	7	7	7	7	7	7	7	7	0	0	0	0	0	0	2

Rhy. Fig. 3 (2 times)

34#

T	9	9	10	9	9	9	7	7	7	2	2	3	2	2	2	2
A	9	9	9	9	9	9	7	7	7	2	2	2	2	2	2	2
B	7	7	7	7	7	7	7	7	7	0	0	0	0	0	0	2

36#

T	9	9	10	9	9	9	7	7	7	2	2	3	2	2	2	2
A	9	9	9	9	9	9	7	7	7	2	2	2	2	2	2	2
B	7	7	7	7	7	7	7	7	7	0	0	0	0	0	0	2

38#

T	7	9	10	9	9	9	7	7	7	2	2	3	2	2	2	2
A	7	9	9	9	9	9	7	7	7	2	2	2	2	2	2	2
B	9	11	11	9	9	9	7	7	7	0	0	0	0	0	0	2

40#

T	7	9	10	9	9	9	7	7	7	2	2	3	2	2	2	2
A	7	9	9	9	9	9	7	7	7	2	2	2	2	2	2	2
B	9	11	11	9	9	9	7	7	7	0	0	0	0	0	0	2

Rhy fig. 3 (8 1/2 times)

42#

TAB

T	9	9	10	9	9	9	7	7	7	2	2	3	2	2	2	2
A	9	9	9	9	9	9	7	7	7	2	2	2	2	2	2	2
B	7	7	7	7	7	7	7	7	7	0	0	0	0	0	0	2

44#

TAB

T	9	9	10	9	9	9	7	7	7	2	2	3	2	2	2	2
A	9	9	9	9	9	9	7	7	7	2	2	2	2	2	2	2
B	7	7	7	7	7	7	7	7	7	0	0	0	0	0	0	2

46#

TAB

T	9	9	10	9	9	9	7	7	7	2	2	3	2	2	2	2
A	9	9	9	9	9	9	7	7	7	2	2	2	2	2	2	2
B	7	7	7	7	7	7	7	7	7	0	0	0	0	0	0	2

48#

TAB

T	9	9	10	9	9	9	7	7	7	2	2	3	2	2	2	2
A	9	9	9	9	9	9	7	7	7	2	2	2	2	2	2	2
B	7	7	7	7	7	7	7	7	7	0	0	0	0	0	0	2

50#

TAB

T	9	9	10	9	9	9	7	7	7	2	2	3	2	2	2	2
A	9	9	9	9	9	9	7	7	7	2	2	2	2	2	2	2
B	7	7	7	7	7	7	7	7	7	0	0	0	0	0	0	2

52#

TAB

T	9	9	10	9	9	9	7	7	7	2	2	3	2	2	2	2
A	9	9	9	9	9	9	7	7	7	2	2	2	2	2	2	2
B	7	7	7	7	7	7	7	7	7	0	0	0	0	0	0	2

54#

55

T 9 9 10 9 9 9 7 7 7 | 2 2 3 2 2 2

A 9 9 9 9 9 9 7 7 7 | 2 2 2 2 2 2

B 7 7 7 7 7 7 7 7 7 | 0 0 0 0 0 0 2 4 2

56#

57

T 9 9 10 9 9 9 7 7 7 | 2 2 3 2 2 2

A 9 9 9 9 9 9 7 7 7 | 2 2 2 2 2 2

B 7 7 7 7 7 7 7 7 7 | 0 0 0 0 0 0 2 4 2

58#

59

T 9 9 10 9 9 9 7 7 7 | 2 2 3 2 2 2

A 9 9 9 9 9 9 7 7 7 | 2 2 2 2 2 2

B 7 7 7 7 7 7 7 7 7 | 0 0 0 0 0 0 2 4 2

60

61

T sl. 12 (12) 12 14 12 14 12 13 11 9 11 | 11 11 9 11 9 9 9 9

A sl. 13 12 (12) 12 14 13 14 12 13 11 9 11 | 11 11 9 11 9 9 9 9

B 9 13 12 (12) 12 14 13 14 12 13 11 9 11 | 11 11 9 11 9 9 9 9

62

63

T 12 (12) 14 12 14 12 13 11 9 11 | 11 11 13 11 9 13 12 14

A 11 13 12 (12) 14 13 14 12 13 11 9 11 | 11 11 13 11 9 13 12 14

B 11 13 12 (12) 14 13 14 12 13 11 9 11 | 11 11 13 11 9 13 12 14

64

65

T 14 14 17 14 14 16 14 17 14 16 | 16 18 17 17 19 16 17 16 19 17 18 17 19

A 14 14 17 14 14 16 14 17 14 16 | 16 18 17 17 19 16 17 16 19 17 18 17 19

B 14 14 17 14 14 16 14 17 14 16 | 16 18 17 17 19 16 17 16 19 17 18 17 19

Solo

66

Rhy. Fig. 4

68

End Rhy. Fig. 4

70

72

74

$\text{♩} = 93$
Rhy. Fig 5

76

Rhy. Fig. 4 (2 times)

78 79

TAB

2	2	3	2	2	2	3	2	9	9	10	9	9	9	9	10	9
2	2	4	2	2	2	4	2	9	9	9	9	9	9	9	9	9
2	2	4	2	2	2	4	2	9	9	11	9	9	9	9	11	9

♩ = 93

80 81

TAB

2	2	3	2	2	2	3	2	9	9	10	9	9	9	9	10	9
2	2	4	2	2	2	4	2	9	9	9	9	9	9	9	9	9
2	2	4	2	2	2	4	2	9	9	11	9	9	9	9	11	9

♩ = 93

Rhy. Fig. 5 (2 times)

82 83

TAB

2	2	3	2	2	2	3	2	9	9	9	10	9	9	9	9	9
2	2	4	2	2	2	4	2	9	9	9	9	9	9	9	9	9
2	2	4	2	2	2	4	2	9	9	9	11	9	9	9	9	9
															9	12
															10	12
															9	9
															11	9

84 85

TAB

2	2	3	2	2	2	3	2	9	9	9	10	9	9	9	9	9
2	2	4	2	2	2	4	2	9	9	9	9	9	9	9	9	9
2	2	4	2	2	2	4	2	9	9	9	11	9	9	9	9	9
															9	12
															10	12
															9	9
															11	9

Rhy. Fig. 4 (2 times)

86 87

TAB

2	2	3	2	2	2	3	2	9	9	10	9	9	9	9	10	9
2	2	4	2	2	2	4	2	9	9	9	9	9	9	9	9	9
2	2	4	2	2	2	4	2	9	9	11	9	9	9	9	11	9

88 89

TAB

2	2	3	2	2	2	3	2	9	9	10	9	9	9	9	10	9
2	2	4	2	2	2	4	2	9	9	9	9	9	9	9	9	9
2	2	4	2	2	2	4	2	9	9	11	9	9	9	9	11	9

90 91

TAB

2	2	3	2	2	2	3	2	14	14	14	14	12	9	9	9	10	9
2	2	4	2	2	2	4	2	13	13	13	13	13	9	9	9	9	9
2	2	4	2	2	2	4	2	14	14	14	14	14	9	9	9	11	9

92

93

TAB

2	2	3	2	2	2	3	2	9	9	10	9	9	9	9	10	9	5
2	2	4	2	2	2	4	2	9	9	11	9	9	9	9	11	9	6
																	7

94

95

TAB

5	5	5	5	5	5	5	5	9	9	9	9	9	9	9	9	9	9
6	6	6	7	6	6	6	6	9	9	9	9	10	9	9	9	9	9
7	7	7	7	7	7	7	7	9	9	9	9	11	9	9	9	9	10
																	11

96

97

TAB

2	2	2	2	3	2	2	2	5	2	5	9	9	10	9	9	9	9
2	2	2	2	2	4	2	2	2	2	2	9	9	11	9	9	9	9

98

99

TAB

2	2	3	2	9	11	9	11	9	11	9	11	9	11	9	11	9	11
2	2	4	2	9	11	9	11	9	11	9	11	9	11	9	11	9	11

100

101

TAB

9	11	9	11	9	11	9	11	9	11	9	11	9	10	9	11	9	11
9	11	9	11	9	11	9	11	9	11	9	11	9	10	9	11	9	11

102

103

TAB

9	11	9	11	9	11	9	9	10	full	10	full	9	11	9	sl.	6
9	11	9	11	9	11	9	9	10	full	10	full	9	11	9	sl.	6

D.S. al Coda

104

TAB

4	6	2
---	---	---

Blue Sky

1972

Allman Brothers Band

Elektrische gitaar 3

Standard tuning

♩ = 93

Intro

1

T 0 0 0 0
A 1 1 0 0
B 2 2 1 0

2

T 0 0 0 0
A 0 0 0 0
B 7 9 7 6

3

T 0 0 0 0
A 1 1 0 0
B 2 2 1 0

4

T 0 0 0 0
A 0 0 0 0
B 7 9 7 6

5

T 0 0 0 0
A 0 0 0 0
B 7 9 7 6

6

T 0 0 0 0
A 0 0 0 0
B 7 9 7 6

7

T 0
A 5
B 4

Blue Sky

1972
Allman Brothers Band
Akoestische gitaar

Standard tuning

♩ = 93

Intro

E/B



A



1

T	1	2	2
A	2	2	2
B	2	2	2

3

T	1	2	2
A	2	2	2
B	2	2	2

5

T	1	1	1	1	1	1	1	1	1	1
A	2	2	2	2	2	2	2	2	2	2
B	2	2	2	2	2	2	2	2	2	2

7

T	1
A	2
B	2

Don't Keep Me Wonderin'

1970

Allman Brothers Band

Elektrische gitaar 1

Open E
③ = G#
④ = E
⑤ = B

♩ = 92

A Intro

Measures 1-3 of the Intro section. The notation includes a treble clef, a 4/4 time signature, and a key signature of one sharp (F#). Measure 1 starts with a whole rest, followed by a quarter note G#4. Measure 2 contains a half note E4. Measure 3 begins with a quarter rest, followed by a quarter note G#4, a quarter note E4, and a quarter note B4. Slurs and slurs are used to indicate phrasing. The guitar tablature below shows fret numbers 14, 15, 13, 15, 15, 15, 18, 19, 14, 15, 15, and 13.

B Verse

Measures 4-5 of the Verse section. Measure 4 starts with a quarter rest, followed by a quarter note G#4, a quarter note E4, and a quarter note B4. Measure 5 begins with a quarter rest, followed by a quarter note G#4, a quarter note E4, and a quarter note B4. Slurs and slurs are used to indicate phrasing. The guitar tablature below shows fret numbers 13, 15, 15, 15, 18, 19, 14, 15, and 15.

Measures 7-9 of the Verse section. Measure 7 starts with a quarter rest, followed by a quarter note G#4, a quarter note E4, and a quarter note B4. Measure 8 begins with a quarter rest, followed by a quarter note G#4, a quarter note E4, and a quarter note B4. Measure 9 starts with a quarter rest, followed by a quarter note G#4, a quarter note E4, and a quarter note B4. Slurs and slurs are used to indicate phrasing. The guitar tablature below shows fret numbers 14, 15, 15, 13, 15, 15, 15, 18, 19, 14, 15, 13, 15, and 13.

Measures 10-11 of the Verse section. Measure 10 starts with a quarter rest, followed by a quarter note G#4, a quarter note E4, and a quarter note B4. Measure 11 begins with a quarter rest, followed by a quarter note G#4, a quarter note E4, and a quarter note B4. Slurs and slurs are used to indicate phrasing. The guitar tablature below shows fret numbers 13, 15, 15, 15, 18, 19, 14, 15, 14, 15, and 15.

C Chorus

Measures 12-13 of the Chorus section. Measure 12 contains a series of chords: G#4-B4-E4, G#4-B4-E4, G#4-B4-E4, G#4-B4-E4, G#4-B4-E4, G#4-B4-E4, G#4-B4-E4, G#4-B4-E4, G#4-B4-E4, G#4-B4-E4, G#4-B4-E4, G#4-B4-E4. Measure 13 contains a series of chords: G#4-B4-E4, G#4-B4-E4, G#4-B4-E4, G#4-B4-E4, G#4-B4-E4, G#4-B4-E4, G#4-B4-E4, G#4-B4-E4, G#4-B4-E4, G#4-B4-E4, G#4-B4-E4, G#4-B4-E4. Slurs and slurs are used to indicate phrasing. The guitar tablature below shows fret numbers 13, 12, 13, 12, 13, 12, 13, 8, 7, 8, 7, 8, 7, 8, 7, 8, 8, 7, 8, 8, 7, 8, 8, 7, 8.

13 *sl.*

sl. 13 *sl.* *sl.* *sl.*

T 13 13 13 11 12
A 13 13 13
B 13 13 13

14 *sl.*

sl. *sl.* *sl.*

T 13 12 13 12 13 12 13
A 13 12 13 12 13 12 13
B 13 12 13 12 13 12 13

D Verse

15 *sl.* *sl.* *sl.* *P* 16 *sl.* *sl.* *P* 17 *sl.* *P*

sl. *sl.* *sl.* *P* *sl.* *sl.* *P*

T 13 14 14 11 9
A 13 14 14 11 9
B 13 14 14 11 9

18 *sl.* 19 *sl.* *sl.* 20 *sl.*

sl. *sl.* *sl.* *sl.*

T 13 15 13 13 13
A 13 15 13 13 13
B 13 15 13 13 13

E Chorus

21 *sl.* 22 *sl.* *sl.* *sl.*

sl. *sl.* *sl.* *sl.*

T 13 12 13 12 13 12 13 8 7 8 7 8 7 8
A 13 12 13 12 13 12 13 8 7 8 7 8 7 8
B 13 12 13 12 13 12 13 8 7 8 7 8 7 8

23 *sl.* *sl.* *sl.*

sl. *sl.* *sl.*

T 3 2 3 2 3 2 3 2 3 2 3 3
A 3 2 3 2 3 2 3 2 3 2 3 3
B 3 2 3 2 3 2 3 2 3 2 3 3

24 *sl.*

sl.

TAB

13	12	13	12	13	12	13	8	7	8	7	8	7	8
13	12	13	12	13	12	13	8	7	8	7	8	7	8
13	12	13	12	13	12	13	8	7	8	7	8	7	8
													8

F Warren Hynes Solo

25 *sl.*

sl.

TAB

13	15	8	8	10	8	8	10	8	8	10	X	X
13	15	8	8	8	8	8	10	8	8	8	X	X
13	15	8	8	8	8	8	10	8	8	8	X	X
13	15	8	8	8	8	8	10	8	8	8	X	X

28 *H H*

H H

TAB

1	3	X	X	X	X	X	X	X	X	X	X	X
		2	3	2	3	3	5	3	5	1	3	X
		1	1	1	1	3	5	3	5	8	8	X
										8	8	X
										8	8	X
										8	8	X
										8	8	X

31

TAB

8	8	10	8	8	10	16	16	16	16	16	16	16
8	8	8	8	8	8	14	14	14	14	14	14	14
8	8	8	8	8	8	14	14	14	14	14	14	14

G Verse

34 *sl.*

sl.

TAB

13	15	15	18	19	14	15	15	13	15	15	18	19

37 *sl.*

sl.

TAB

13	15	13	15	13	13	15	15	18	19	12	14	12	14	13

[H] Chorus

Musical notation for measures 40-41. Treble clef, key signature of two flats. Slurs and accents are present. Fingering: T (13, 12, 13), A (13, 12, 13), B (13, 12, 13). Measure 40: 13 12 13 12 13 12 13. Measure 41: 8 7 8 7 8 7 8.

Musical notation for measures 42-43. Treble clef, key signature of two flats. Slurs and accents are present. Fingering: T (13, 12, 13), A (13, 12, 13), B (13, 12, 13). Measure 42: 13 12 13 12 13 12 13. Measure 43: 13 15, 13 15, 13 15, 13 15.

[I] Derek Trucks Solo

Musical notation for measures 44-46. Treble clef, key signature of two sharps. Slurs and accents are present. Fingering: T (7, 6), A (5, 6), B (7, 6). Measure 44: 7 6. Measure 45: 5 6. Measure 46: 7 6 7.

Musical notation for measures 47-49. Treble clef, key signature of two sharps. Slurs and accents are present. Fingering: T (7, 8, 8, 8, 8, 8, 6, 6, 5), A (6, 8), B (12). Measure 47: (7) 8 8 8 8 8 6 6 5. Measure 48: 6 8. Measure 49: (6) 8.

Musical notation for measures 50-52. Treble clef, key signature of two sharps. Slurs and accents are present. Fingering: T (7, 6, 8, 4, 2, 4, 2, 3), A (8, 15), B (15, 15, 15, 15, 15, 15, 15, 15, 18/21, 15). Measure 50: 7 6 8 4 2 4 2 3. Measure 51: 8 15. Measure 52: 15 15 15 15 15 15 15 15 18/21 15.

Musical notation for measures 53-54. Treble clef, key signature of two sharps. Slurs and accents are present. Fingering: T (18, 19, 20, 18, 18, 17, 18, 17, 15), A (13, 15, 15, 15, 15, 15, 15, 15), B (13, 15, 15, 15, 15, 15, 15, 15). Measure 53: 18 19 20 18 18 17 18 17 15. Measure 54: 13 15 15 15 15 15 15 15.

Musical notation for measures 55-56. Treble clef, 7/8 time. Measure 55 contains two chords with a grace note. Measure 56 contains a single note with a grace note.

TAB: 18 20 18 19 20 18 18 17 19 \ 3 | 15 13 15 15 13 15 13

Musical notation for measures 57-58. Treble clef, 7/8 time. Measure 57 contains two chords with grace notes. Measure 58 contains a single note with a grace note.

TAB: (13) 15 15 14 15 14 | 8 | 15 7 15 15 13 15

Musical notation for measures 59-60. Treble clef, 7/8 time. Measure 59 contains a complex sequence of notes with grace notes. Measure 60 contains a single note with a grace note.

TAB: 15 18 15 14 15 14 15 14 15 14 15 14 15 13 15 13 | 14 15 15 16 4 15 14 15

Musical notation for measures 61-62. Treble clef, 7/8 time. Measure 61 contains a complex sequence of notes with grace notes. Measure 62 contains a complex sequence of notes with grace notes.

TAB: 17 18 18 14 15 14 15 14 15 14 15 14 15 14 15 13 15 14 15 | 15 13 15 13 15 13 15 13 15 13 15 13

Musical notation for measures 63-64. Treble clef, 7/8 time. Measure 63 contains a sequence of notes with grace notes. Measure 64 contains a sequence of notes with grace notes.

TAB: 13 12 15 13 14 15 15 15 13 11 12 | 10 11 10 8 10 11 10 8 8 8

Musical notation for measures 65-66. Treble clef, 7/8 time. Measure 65 contains a sequence of notes with grace notes. Measure 66 contains a sequence of notes with grace notes.

TAB: 10 11 10 8 10 10 11 8 7 8 8 | 10 11 10 8 10 11 10 8 10 12 10

67 *sl.* *sl.* *sl.* *sl.* *sl.* *sl.* *sl.* *sl.* *sl.* *sl.* *sl.* *sl.* *sl.* *sl.* *sl.* *sl.* *sl.* *sl.*

TAB
11\10\8 8 10/12 10 11\10\8 10/12 10/12 10 11\10\8 8 10/12 10 11\10\8 10/12 10/12 10

69 *sl.* *sl.* *sl.* *sl.* *sl.* *sl.* *sl.* *sl.* *sl.* *sl.* *sl.* *sl.* *sl.* *sl.* *sl.* *sl.* *sl.* *sl.* *sl.*

TAB
11\10\8 10/12 10 11\10\8 10/12 10\12 10 8 10/12 10/12 10 12 10/12\10\8 8 10/12

71 *sl.* *sl.* *sl.* *sl.* *sl.* *sl.* *sl.* *sl.* *sl.* *sl.* *sl.* *sl.* *sl.* *sl.* *sl.* *sl.* *sl.* *sl.*

3 3 3

TAB
10/12 12 12 15 15 15 15/17 17 20/22 19/20 18\17\15 15 12/13

73 *sl.* *sl.* *sl.* *sl.* *sl.* *sl.* *sl.* *sl.* *sl.* *sl.* *sl.* *sl.* *sl.* *sl.* *sl.* *sl.* *sl.* *sl.*

TAB
12 15 14 15 15 15 13 11/12 12 20/22 21\20 18/20 18 18\17 15 15/17 12/13

75 *sl.* *sl.* *sl.* *sl.* *sl.* *sl.* *sl.* *sl.* *sl.* *sl.* *sl.* *sl.* *sl.* *sl.* *sl.* *sl.* *sl.* *sl.*

TAB
12 15 13 14/15 15 15 15 13 11/12 11 14/15 15/17 15 15 17\15 15/17 15 17 18 15

Musical notation for measures 77-78. The top staff shows a treble clef with a key signature of one flat and a 7/8 time signature. The bottom staff shows guitar tablature with fret numbers and slurs. Slurs are marked with *sl.*

Measure 77: Treble clef notes include G4, A4, Bb4, A4, G4, F4, E4, D4. Tablature: 17\12-15, 15\17-12-15, 13\11-11.

Measure 78: Treble clef notes include G4, A4, Bb4, A4, G4, F4, E4, D4. Tablature: 15\17, 15 15, 17\15, 15\17, 15 17, 18 18, 20-20, 20\22.

Musical notation for measures 79-80. The top staff shows a treble clef with a key signature of one flat and a 7/8 time signature. The bottom staff shows guitar tablature with fret numbers and slurs. Slurs are marked with *sl.*

Measure 79: Treble clef notes include G4, A4, Bb4, A4, G4, F4, E4, D4. Tablature: 19 20-20, 20 20, 18-19, 20-21, 19\17, 15 15, 17.

Measure 80: Treble clef notes include G4, A4, Bb4, A4, G4, F4, E4, D4. Tablature: 18\19, 20-20, 22, 20, 20\25, 21\22, 20.

Musical notation for measures 81-82. The top staff shows a treble clef with a key signature of one flat and a 7/8 time signature. The bottom staff shows guitar tablature with fret numbers and slurs. Slurs are marked with *sl.*

Measure 81: Treble clef notes include G4, A4, Bb4, A4, G4, F4, E4, D4. Tablature: 18\17\15-15, 17, 17 17, 17\16-15, 15-15, 17.

Measure 82: Treble clef notes include G4, A4, Bb4, A4, G4, F4, E4, D4. Tablature: 17\18, 18, 17\18, 18, 18, 18, 18, 18, 18, 18, 18.

Musical notation for measures 83-84. The top staff shows a treble clef with a key signature of one flat and a 7/8 time signature. The bottom staff shows guitar tablature with fret numbers and slurs. Slurs are marked with *sl.*

Measure 83: Treble clef notes include G4, A4, Bb4, A4, G4, F4, E4, D4. Tablature: 13\15, 13\15, 13\15, 15, 13\15, 15, 13\15.

Measure 84: Treble clef notes include G4, A4, Bb4, A4, G4, F4, E4, D4. Tablature: 13\15, 13\15, 15, 13\15, 15, 15, 15, 15.

Musical notation for measures 85-86. The top staff shows a treble clef with a key signature of one flat and a 7/8 time signature. The bottom staff shows guitar tablature with fret numbers and slurs. Slurs are marked with *sl.*

Measure 85: Treble clef notes include G4, A4, Bb4, A4, G4, F4, E4, D4. Tablature: 18-20, 21-18, 19-15, 13\15, 18\19, 20\21, 21\22.

Measure 86: Treble clef notes include G4, A4, Bb4, A4, G4, F4, E4, D4. Tablature: (22)-21\22, 21\22, 21\22, 20\21, 22-21, 22.

87 *sl.* *sl.* *sl.*

(22) 21 *sl.* 22 21 *sl.* 22 21 *sl.* 22

88 *sl.* *sl.*

12 13 12 13 15 15

89 *sl.* *sl.* *sl.* *sl.* *sl.*

17 18 17 18 16 17 16 17 16 15 15 15 15

90 *sl.* *sl.*

7 6 6 8 6 8

91 *sl.* *sl.* *sl.* *sl.* *sl.*

6 8 8 6 8 10 10 *sl.* 8 8 8 8

92 *sl.* *sl.* *sl.*

7 6 6 3 7 6

93 *sl.* *sl.* *sl.* *sl.* *sl.* *sl.*

(6) 5 5 6 3 3 2 3 2 4 3 4 3

94 *sl.* *sl.*

7 6 6 4 2

95 *sl.* *sl.*

4 2 3 20

96 *sl.* *sl.*

14 13

97 *sl.* *sl.* *sl.* *sl.* *sl.* *sl.*

14 15 15 15 15 13 18 20 18 19 20 18 18 17 18 16 14 15

98 *sl.* *sl.* *sl.*

11 12

99 *sl.* 100

TAB: 2 2 2 2 2 2 | 3 3 2-3 2-3 2

101 *sl.* 102

TAB: 3-1 | (1)

Don't Keep Me Wonderin'

1970

Allman Brothers Band

Elektrische gitaar 2

Standard tuning

♩ = 92

A Intro

Musical notation for the Intro section, measures 1-3. It features a treble clef, 4/4 time signature, and a key signature of one flat. The melody consists of eighth notes with slurs and accents. The guitar part is shown in two staves (T and B) with fret numbers and slurs.

B Verse

Musical notation for the Verse section, measures 4-6. It continues the melody and guitar accompaniment from the Intro.

Musical notation for the Verse section, measures 7-9. It continues the melody and guitar accompaniment from the Intro.

C Chorus

Musical notation for the Chorus section, measures 10-12. The melody and guitar accompaniment lead into a final chord.

Musical notation for the Chorus section, measures 13-15. It shows a melodic line with slurs and a final chord.

D Verse

Musical notation for Verse D, measures 16-21. The notation includes a treble clef, a key signature of one flat, and a 4/4 time signature. The guitar part is written in standard notation with fret numbers and includes a guitar tablature (TAB) below the staff. The TAB shows fret numbers for the top two strings (T and B) and includes slurs and ties. The measures are numbered 16 through 21. Above the staff, there are 'H' markings indicating harmonic positions. The TAB for measures 16-17 is: T: 3-5, 3-4, 3-4; B: 3-5, 5, 5-7, 5, 7. The TAB for measures 18-19 is: T: 3-5, 3-4, 3-4; B: 3-5, 5, 5-7, 5, 7. The TAB for measures 20-21 is: T: 3-5, 3-4, 3-4; B: 3-5, 5, 5-7, 5, 7.

E Chorus

Musical notation for Chorus E, measures 22-24. The notation includes a treble clef, a key signature of one flat, and a 4/4 time signature. The guitar part is written in standard notation with fret numbers and includes a guitar tablature (TAB) below the staff. The TAB shows fret numbers for the top two strings (T and B) and includes slurs and ties. The measures are numbered 22 through 24. The TAB for measure 22 is: T: 6, 6, 5, 5; B: 7, 7, 5, 5. The TAB for measure 23 is: T: 3; B: 3-5. The TAB for measure 24 is: T: 6, 6, 5, 5; B: 7, 7, 5, 5.

F Warren Hynes Solo

Hynes Switch to Neck Pickup

Musical notation for Warren Hynes Solo, measures 25-31. The notation includes a treble clef, a key signature of one flat, and a 4/4 time signature. The guitar part is written in standard notation with fret numbers and includes a guitar tablature (TAB) below the staff. The TAB shows fret numbers for the top two strings (T and B) and includes slurs and ties. The measures are numbered 25 through 31. The TAB for measure 25 is: T: 3, 3; B: 5. The TAB for measure 26 is: T: 8, 8; B: 8. The TAB for measure 27 is: T: 8, 8; B: 8. The TAB for measure 28 is: T: 12, 14; B: 12, 14. The TAB for measure 29 is: T: 15, 14; B: 14, 12. The TAB for measure 30 is: T: 12, 13; B: 12, 13. The TAB for measure 31 is: T: 12, 13; B: 12, 13.

G Verse

Hynes Switch To Bridge Pickup

Musical notation for measures 32-34. Measure 32 has a treble clef with a melodic line and a bass line with fret numbers 18, 17, 18, 17, 18, 17. Measure 33 continues the melodic line. Measure 34 has a treble clef with a melodic line and a bass line with fret numbers 3, 5, 5, 3, 4, 3, 4, 5, 7, 5, 7. There are 'full' annotations above the bass line in measure 32 and 'H' annotations above the treble line in measure 34.

Musical notation for measures 35-37. Measure 35 has a treble clef with a melodic line and a bass line with fret numbers 3, 5, 5, 3, 4, 3, 4, 5, 7, 5. Measure 36 continues the melodic line. Measure 37 has a treble clef with a melodic line and a bass line with fret numbers 3, 5, 5, 3, 4, 3, 4, 5, 7, 5. There are 'H' annotations above the treble line in measures 35, 36, and 37.

H Chorus

Musical notation for measures 38-40. Measure 38 has a treble clef with a melodic line and a bass line with fret numbers 3, 5, 5, 3, 4, 3, 4, 5, 7, 5, 7. Measure 39 continues the melodic line. Measure 40 has a treble clef with a melodic line and a bass line with fret numbers 6, 5, 7, 6, 5, 5, 5. There are 'H' annotations above the treble line in measures 38, 39, and 40.

Musical notation for measures 41-43. Measure 41 has a treble clef with a melodic line and a bass line with fret numbers 3, 5, 3. Measure 42 has a treble clef with a melodic line and a bass line with fret numbers 6, 5, 7, 6, 5, 5, 5. Measure 43 has a treble clef with a melodic line and a bass line with fret numbers 5, 3, 3. There are 'sl.' annotations above the treble line in measures 41 and 42.

Derek Trucks Solo

Musical notation for measures 44-46. Measure 44 has a treble clef with a melodic line and a bass line with fret numbers 6, 5, 7, 6, 5, 7, 5. Measure 45 has a treble clef with a melodic line and a bass line with fret numbers 3, 5, 5, 3, 4, 3, 4. Measure 46 has a treble clef with a melodic line and a bass line with fret numbers 6, 5, 7, 6, 5, 7, 5. There are 'H' annotations above the treble line in measures 45 and 46.

Musical notation for measures 47-49. Measure 47 has a treble clef with a melodic line and a bass line with fret numbers 3, 5, 5, 3, 4, 3, 4. Measure 48 has a treble clef with a melodic line and a bass line with fret numbers 6, 5, 7, 6, 5, 7, 5. Measure 49 has a treble clef with a melodic line and a bass line with fret numbers 3, 5, 5, 3, 4, 3, 4. There are 'H' annotations above the treble line in measures 47, 48, and 49.

50 51 52

TAB: 6 6 5 | 3 5 5 | 6 6 5 5

7 7 | 5 5 | 5 7 5 5

53 54 55

TAB: 3 3 3 3 | 6 6 5 5 | 3 3 3 3 3

5 5 5 5 | 5 7 5 5 | 5 5 5 5 5

56 57 58

TAB: 6 6 5 5 | 3 3 3 3 3 | 5 6 5 5 5

7 7 5 5 | 5 5 5 5 5 | 7 5 5 5 5

59 60

TAB: 3 3 3 3 | 5 6 5 5 5 | X X X X X

5 5 5 5 | 7 5 5 5 5 | X X X X X

61 62

TAB: 3 3 3 3 | 5 6 5 5 5 | X X X X X

5 5 5 5 | 7 5 5 5 5 | X X X X X

63 64

TAB: 3 3 3 3 | 5 6 5 5 5 | X X X X X

5 5 5 5 | 7 5 5 5 5 | X X X X X

Musical notation for measures 65-67. The guitar part features a sequence of chords and single notes. Measure 65 contains four chords, each with a '3' above it. Measure 66 contains five chords, with a '7' above the first and '6' above the others. Measure 67 contains one chord with a '3' above it.

Musical notation for measures 68-69. Measure 68 shows a sequence of chords with 'X' marks on the strings, indicating muted notes, and a '7' above the first chord. Measure 69 contains a series of chords with '3' above them, followed by a series of chords with 'X' marks on the strings.

Musical notation for measures 70-71. Measure 70 features a sequence of chords with 'X' marks on the strings and a '7' above the first chord. Measure 71 contains a series of chords with '3' above them, followed by a series of chords with 'X' marks on the strings.

Musical notation for measures 72-73. Measure 72 shows a sequence of chords with 'X' marks on the strings. Measure 73 contains a series of chords with '3' above them, followed by a series of chords with 'X' marks on the strings.

Musical notation for measures 74-75. Measure 74 features a sequence of chords with 'X' marks on the strings. Measure 75 contains a series of chords with '3' above them, followed by a series of chords with 'X' marks on the strings.

Musical notation for measures 76-77. Measure 76 shows a sequence of chords with 'X' marks on the strings. Measure 77 contains a series of chords with '3' above them, followed by a series of chords with 'X' marks on the strings.

78

TAB

80

TAB

82

TAB

84

TAB

86

TAB

88

TAB

Musical notation for measures 91-93. Measure 91 features a melodic line with three accents (H) and a guitar TAB below with fret numbers 3, 5, 5, 3, 4, 3, 4. Measure 92 has a guitar TAB with fret numbers 6, 5, 7, 5, 3, 5. Measure 93 has a melodic line with three accents (H) and a guitar TAB with fret numbers 3, 5, 5, 3, 4, 3, 4.

Musical notation for measures 94-96. Measure 94 has a guitar TAB with fret numbers 6, 5, 7, 5, 5, 0. Measure 95 has a guitar TAB with fret numbers 3, 5, 5. Measure 96 has a guitar TAB with fret numbers 5, 5, 5.

Musical notation for measures 97-99. Measure 97 has a guitar TAB with fret numbers (5), (6), (5), (7), (5). Measure 98 has a guitar TAB with fret numbers (5), (6), (5), (7), (5). Measure 99 has a guitar TAB with fret numbers 10, 10, 10, 9, 10, 10, 10, 10.

Musical notation for measures 100-102. Measure 100 has a guitar TAB with fret numbers 10, 10, 10, 9, 10. Measure 101 has a guitar TAB with fret numbers (10), (10), (10), (9), (10). Measure 102 has a guitar TAB with fret numbers (10), 10, 10, 9, 10.

Don't Want You No More

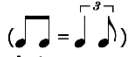
1969

Allman Brothers Band

Elektrische gitaar 1

Standard tuning

Moderate ♩ = 132

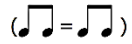


Intro

Musical notation for measures 1-5. Treble clef, key signature of two flats, 4/4 time. Measure numbers 1, 2, 3, 4, 5 are indicated. The guitar part includes fret numbers (10, 8, 10, 8, 10, 11, 11, 10, 8, 10, 8, 10, 13, 13, 13) and wavy lines indicating vibrato.

Musical notation for measures 6-10. Treble clef, key signature of two flats, 4/4 time. Measure numbers 6, 7, 8, 9, 10 are indicated. The guitar part includes fret numbers (8, 10, 10, 8, 10, 10, (10), 10, 8, 6, 8, 8, (8), 8, (8), 10, 8, 10, 8, 10, 11) and wavy lines indicating vibrato.

Musical notation for measures 11-15. Treble clef, key signature of two flats, 4/4 time. Measure numbers 11, 12, 13, 14, 15 are indicated. The guitar part includes fret numbers ((11), 10, 8, 10, 8, 10, 13, 13, (13), 13, 10, 8, 10, 8, 10, 10, 8, 10, (10), 10, 8, 6, 8) and wavy lines indicating vibrato.



Organ Solo

Musical notation for measures 16-21. Treble clef, key signature of two flats, 4/4 time. Measure numbers 16, 17, 18, 19, 20, 21 are indicated. The guitar part includes fret numbers (8, 9, 10, 8, 9, 10, 7, 8, 6, 10, 10, 10, 10, 11, 11, 10, 6, 10, 8, 8, 10, 11, 11, 10) and chord symbols (F7, F7).

Musical notation for measures 22-27. Treble clef, key signature of two flats, 4/4 time. Measure numbers 22, 23, 24, 25, 26, 27 are indicated. The guitar part includes fret numbers (6, 10, 8, 8, 10, 11, 11, 10, 6, 10, 8, 8, 6, 10, 8, 8, 10, 11, 11, 10) and chord symbols (F7, F7).

Musical notation for measures 28-33. Treble clef, key signature of two flats. Measure 28: quarter note G4, quarter rest, eighth note A4, eighth note B4, quarter note C5. Measure 29: quarter rest, quarter note G4, quarter note F4, quarter note E4. Measure 30: quarter note G4, quarter note F4, quarter note E4, quarter note D4. Measure 31: quarter note G4, quarter note F4, quarter note E4, quarter note D4. Measure 32: quarter note G4, quarter note F4, quarter note E4, quarter note D4. Measure 33: quarter note G4, quarter note F4, quarter note E4, quarter note D4.

TAB: 6 10 8 8 | 10 11 | 11 10 | 6 10 8 8 | 10 11 | 11 10 | 6 10 8 8 | 10 11 | 11 10

Guitar Solo 1

Musical notation for measures 34-36. Treble clef, key signature of two flats. Measure 34: quarter note G4, quarter note A4, quarter note B4, quarter note C5. Measure 35: quarter note G4, quarter note F4, quarter note E4, quarter note D4. Measure 36: quarter note G4, quarter note F4, quarter note E4, quarter note D4.

TAB: 10 10 8 7 8 10 | 10 10 10 8 7 8 10 | 10 10 8 7 8 10

Musical notation for measures 37-39. Treble clef, key signature of two flats. Measure 37: quarter note G4, quarter note A4, quarter note B4, quarter note C5. Measure 38: quarter note G4, quarter note F4, quarter note E4, quarter note D4. Measure 39: quarter note G4, quarter note F4, quarter note E4, quarter note D4.

TAB: 10 (10) 10 10 7 8 8 7 | 10 7 8 8 8 7 8 7 8 7 | / 10 10 8 7 8 7 8 8

Musical notation for measures 40-42. Treble clef, key signature of two flats. Measure 40: quarter note G4, quarter note A4, quarter note B4, quarter note C5. Measure 41: quarter note G4, quarter note F4, quarter note E4, quarter note D4. Measure 42: quarter note G4, quarter note F4, quarter note E4, quarter note D4.

TAB: 10 10 10 / 7 8 10 | 10 (10) 8 8 8 11 8 8 8 | 13 13 11 13 11 13 13

Musical notation for measures 43-44. Treble clef, key signature of two flats. Measure 43: quarter note G4, quarter note A4, quarter note B4, quarter note C5. Measure 44: quarter note G4, quarter note F4, quarter note E4, quarter note D4.

TAB: 11 10 11 | 10 (10) 13 13

Musical notation for measures 45-46. Treble clef, key signature of two flats. Measure 45: quarter note G4, quarter note A4, quarter note B4, quarter note C5. Measure 46: quarter note G4, quarter note F4, quarter note E4, quarter note D4.

TAB: 13 13 13 11 13 11 11 13 | 12 (12) 12 (12) 12 (12) 12 11

Musical notation for measures 46-48. Treble clef, key signature of two flats. Measure 46: 7 9 11 12 (triplets), P sl. Measure 47: P, 8 7 8 (triplets). Measure 48: 10 10 8 10 (triplets), full. Bass clef: 12 (12) 12 10 8 10 8 10, 8 7 8, 10 8 10 10 (10), 10 10 8 10 10 8.

Interlude

Musical notation for measures 49-51. Treble clef, key signature of two flats. Measure 49: 10 (full), 8. Measure 50: 6 8 6 8 10 8 10 8 10. Measure 51: 10 8 10 10 8 10 12 10 12. Bass clef: 10, 8, 6 8 6 8 10 8 10 8 10, 10 8 10 10 8 10 12 10 12.

Guitar Solo 2

Musical notation for measures 52-55. Treble clef, key signature of two flats. Measure 52: 13 11 8 10 8 10 (triplets). Measure 53: 8 8 8 8 11. Measure 54: 10 12 12 10 10 12 (triplets). Measure 55: 8 8 8 8 11. Bass clef: 13 11 8 10 8 10, 8 8 8 8 11, 10 12 12 10 10 12, 8 8 8 8 11.

Musical notation for measures 56-59. Treble clef, key signature of two flats. Measure 56: 10 12 12 11 10 10 12 (triplets). Measure 57: 8 8 8 8 11. Measure 58: 10 12 12 11 10 10 12 (triplets). Measure 59: 8 8 8 8 11. Bass clef: 10 12 12 11 10 10 12, 8 8 8 8 11, 10 12 12 11 10 10 12, 8 8 8 8 11.

Musical notation for measures 60-63. Treble clef, key signature of two flats. Measure 60: 10 12 12 11 10 10 12 (triplets). Measure 61: 8 8 8 8 11. Measure 62: 10 12 12 11 10 10 12 (triplets). Measure 63: 8 8 8 8 11. Bass clef: 10 12 12 11 10 10 12, 8 8 8 8 11, 10 12 12 11 10 10 12, 8 8 8 8 11.

Musical notation for measures 64-67. Treble clef, key signature of two flats. Measure 64: 10 12 12 11 10 10 12 (triplets). Measure 65: 8 8 8 8 11. Measure 66: 10 12 12 11 10 10 12 (triplets). Measure 67: 8 8 8 8 11. Bass clef: 10 12 12 11 10 10 12, 8 8 8 8 11, 10 12 12 11 10 10 12, 8 8 8 8 11.

Outro

Musical notation for measures 68-70. Measure 68: Treble clef, key signature of two flats, quarter rest, eighth note chord (10, 12), eighth note chord (11, 12), eighth note chord (11, 10), eighth note chord (10, 12). Measure 69: Treble clef, eighth notes with triplets (6, 8), (6, 8), (6, 8), eighth note (10), eighth note (8), eighth note (10), eighth note (8). Measure 70: Treble clef, eighth notes with triplets (10, 8), (10, 8), (10, 8), eighth note (12), eighth note (10), eighth note (12), eighth note (10).

Musical notation for measures 71-74. Measure 71: Treble clef, quarter note (11), quarter note (10), quarter note (11), quarter note (13), quarter note (10), quarter note (12). Measure 72: Treble clef, quarter note (11), quarter note (10), quarter note (11), quarter note (13), quarter note (11), quarter note (13). Measure 73: Treble clef, quarter note (11), quarter note (10), quarter note (11), quarter note (13), quarter note (10), quarter note (12). Measure 74: Treble clef, quarter note (10), quarter note (7), quarter note (10), quarter note (7).

Musical notation for measures 75-79. Measure 75: Treble clef, quarter note (11), quarter note (10), quarter note (11), quarter note (13), quarter note (10), quarter note (12). Measure 76: Treble clef, quarter note (11), quarter note (10), quarter note (11), quarter note (13), quarter note (11), quarter note (13). Measure 77: Treble clef, quarter note (11), quarter note (10), quarter note (11), quarter note (13), quarter note (10), quarter note (12). Measure 78: Treble clef, quarter note (10), quarter note (7), quarter note (10), quarter note (7). Measure 79: Treble clef, quarter note (7).

Don't Want You No More

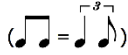
1969

Allman Brothers Band

Elektrische gitaar 2

Standard tuning

Moderate ♩ = 132

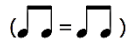


Intro

Musical notation for measures 1-5. Treble clef, key signature of two flats, 4/4 time. Includes guitar tablature for strings T, A, and B.

Musical notation for measures 6-10. Treble clef, key signature of two flats, 4/4 time. Includes guitar tablature for strings T, A, and B.

Musical notation for measures 11-15. Treble clef, key signature of two flats, 4/4 time. Includes guitar tablature for strings T, A, and B.



Organ Solo

Musical notation for measures 16-20. Treble clef, key signature of two flats, 4/4 time. Includes guitar tablature for strings T, A, and B.

Musical notation for measures 21-25. Treble clef, key signature of two flats, 4/4 time. Includes guitar tablature for strings T, A, and B.

26 27 28 29

T	8	8	8	11	11	11	11	8	8	8	11	11	11	11
A	8	8	8	10	10	10	10	8	8	8	10	10	10	10
B	10	10	10	12	12	12	12	10	10	10	12	12	12	12

30 31 32 33

T	8	8	8	11	11	11	11	8	8	8	11	11	11	11
A	8	8	8	10	10	10	10	8	8	8	10	10	10	10
B	10	10	10	12	12	12	12	10	10	10	12	12	12	12

($\text{♩} = \overset{\frown}{\text{♩}} \overset{\frown}{\text{♩}}$)
Guitar Solo 1

34 35 36 37

T	8	8	8	8	6	6	6	6	8	8	8	8	6	6	6	6
A	8	8	8	8	7	7	7	7	8	8	8	8	7	7	7	7
B	8	8	8	8	8	8	8	8	8	8	8	8	8	8	8	8

38 39 40 41

T	8	8	8	8	6	6	6	6	8	8	8	8	6	6	6	6
A	8	8	8	8	7	7	7	7	8	8	8	8	7	7	7	7
B	8	8	8	8	8	8	8	8	8	8	8	8	8	8	8	8

42 43 44 45

T	8	8	8	8	6	6	6	6	8	8	8	8	6	6	6	6
A	8	8	8	8	7	7	7	7	8	8	8	8	7	7	7	7
B	8	8	8	8	8	8	8	8	8	8	8	8	8	8	8	8

46 47 48 49

T	8	8	8	8	6	6	6	6	8	8	8	8	6	6	6	6
A	8	8	8	8	7	7	7	7	8	8	8	8	7	7	7	7
B	8	8	8	8	8	8	8	8	8	8	8	8	8	8	8	8

Interlude

50 51 52

T	8	8	8	8	11	11	11	11	11	11	11	13	11	13	11	13
A	8	8	8	8	10	10	10	10	10	10	10	12	10	12	10	12
B	10	10	10	10	8	8	8	8	8	8	8	8	8	8	8	8

Guitar Solo 2

Musical notation for measures 53-55. The top staff is in treble clef with a key signature of two flats (Bb, Eb). Measure 53 starts with a triplet of eighth notes. Measures 54 and 55 continue with triplets and include a half note with a 1 1/2 measure rest. The bottom staff shows fret numbers: 13, 13, 13, 13, 13, 13, 13, 13, 13, 11, (11), 13, 12, 12, 12, 15, 12, 12, 14, 12, 15. Dynamic markings include 'full' and 'H P'.

Musical notation for measures 57-59. Measure 57 has a triplet of eighth notes. Measure 58 has a triplet of eighth notes. Measure 59 has a triplet of eighth notes. The bottom staff shows fret numbers: 10, 8, 8, 8, 11, 10, 8, 8, 10, 8, 10, 8, 10, 8, 10, 8, 10, 6, 10, (10), 10, 8, 10, 10, X. Dynamic markings include 'full' and 'H'.

Musical notation for measures 60-63. Measure 60 has a quarter note. Measure 61 has a quarter note. Measure 62 has a quarter note. Measure 63 has a quarter note. The bottom staff shows fret numbers: (10), 8, 11, 8, 8, 11, 11, 8, 11, 8, 8, (8), 11, 8, 8, (8), 11, 8, 8, (8), 11, 8, 11, 8, 11, 8, 8. Dynamic markings include 'full' and 'P'.

Musical notation for measures 64-65. Measure 64 has a triplet of eighth notes. Measure 65 has a half note. The bottom staff shows fret numbers: 11, 8, 11, 8, 10, 8, 10, 8, 10, 8, 10, 10, 8, 10, 10, 8, 10, 10. Dynamic markings include 'full' and 'P'.

Musical notation for measures 66-68. Measure 66 has a half note. Measure 67 has a half note. Measure 68 has a half note. The bottom staff shows fret numbers: 12, 11, 13, 11, 13, 13, 11, 12, 8, 10, 8, 10, 8, 10, 8, 10, 8, 10, 8, 10, 8, 10, 8, 10, 8, 10, 8, 10. Dynamic markings include '1 1/2' and 'P'.

Outro

♩ = 130

TAB 8 10 8 10 8 10 8 10 8 10 12 10 12 11 12 11 13 11 13 11 13 11 13 11 8 10 8 10

♩ = 125

♩ = 120

♩ = 115

♩ = 110

TAB / 13 11 13 11 8 10 13 11 8 10 8 10 8 7 8 7 10 7 13 11 8 10 8 10

♩ = 100

♩ = 90

♩ = 70

TAB / 13 11 13 11 8 10 13 11 8 10 8 10 8 7 8 7 10 7 (7)

Dreams I'll Never See

1969

Allman Brothers Band

Elektrische gitaar 1

♩ = 125

A Intro

B Verse

C Chorus

D Guitar Solo

TAB
 5 5 5 13 13 14 14 13 13 || 5
 6 6 12 12 14 14 12 12
 7 7 11 11 14 14 11 11
 5 5 12 12 12 12 12 12

TAB
 5-7 5-7 5-7 8 8 7 7
 5 5 5 5 5 5 5 5
 5 5 5 5 5 5 5 5

TAB
 7 7 7 7 7 5 5 5 5 5
 5 5 5 5 5 5 5 5 5 5
 5 5 5 5 5 5 5 5 5 5

TAB
 7 7 7 7 7 5 5 5 5 7 7 7 7
 5 5 5 5 5 5 5 5 5 5 5 5 5
 5 5 5 5 5 5 5 5 5 5 5 5 5

D11 **D7** **D11**

39 40 41

T	5	5	5	5	5	5	5	7	7	7	7	7	7	7	5	5	5	5
A	5	5	5	5	5	5	5	5	5	5	5	5	5	5	5	5	5	5
B	5	5	5	5	5	5	5	5	5	5	5	5	5	5	5	5	5	5

D7 **D11** **D7**

42 43 44

T	7	7	7	7	7	7	7	7	7	7	7	5	7	7	7	7	7
A	5	5	5	5	5	5	5	5	5	5	5	5	5	5	5	5	5
B	7	7	7	7	7	7	7	5	5	5	5	5	5	5	5	5	5

D11 **D11** **D7** **D11**

45 46 47

T	5	5	5	5	5	5	7	7	7	5	5	5	5	5	5	5	5
A	5	5	5	5	5	5	5	5	5	5	5	5	5	5	5	5	5
B	5	5	5	5	5	5	5	5	5	5	5	5	5	5	5	5	5

D11 **D7** **D11** **D11** **D7**

48 49 50

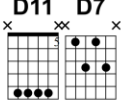
T	5	7	7	7	7	5	5	5	5	5	5	5	5	7	7	7	7
A	5	5	5	5	5	5	5	5	5	5	5	5	5	5	5	5	5
B	5	7	7	7	7	5	5	5	5	5	5	5	5	5	5	5	5

D11 **D11** **D7**

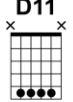
51 52 53

T	5	5	5	5	5	5	5	5	7	7	7	7	7				
A	5	5	5	5	5	5	5	5	5	5	5	5	5				
B	5	5	5	5	5	5	5	5	5	5	5	5	5				

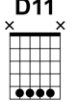
D11 D7




D11



D11



54

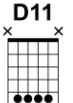


T 5 7 7 7 7 7 7 7 | 5 5 5 5 5 5 5 5 | 5 5 5 5 5 5 5 5


A 5 7 7 7 7 7 7 7 | 5 5 5 5 5 5 5 5 | 5 5 5 5 5 5 5 5

B 5 5 5 5 5 5 5 5 | 5 5 5 5 5 5 5 5 | 5 5 5 5 5 5 5 5

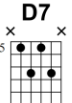
D11



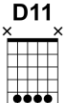
D11




D7



D11



57



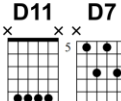
T 5 5 5 5 5 5 5 5 | 5 5 5 5 5 7 7 7 | 5 5 5 5 5 5 5 5

A 5 5 5 5 5 5 5 5 | 5 5 5 5 5 7 7 7 | 5 5 5 5 5 5 5 5

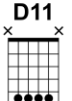
B 5 5 5 5 5 5 5 5 | 5 5 5 5 5 7 7 7 | 5 5 5 5 5 5 5 5

E Guitar Solo

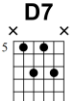
D11 D7




D11



D7



60

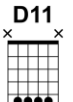


T 5 7 7 7 7 7 7 7 | 5 5 5 5 7 7 7 7 | 7 7 7 7 7 7 7 7

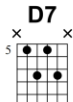
A 5 5 5 5 5 5 5 5 | 5 5 5 5 5 5 5 5 | 5 5 5 5 5 5 5 5

B 5 5 5 5 5 5 5 5 | 5 5 5 5 5 5 5 5 | 5 5 5 5 5 5 5 5

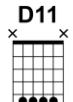
D11




D7



D11



63

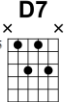


T 5 5 5 7 7 7 7 7 | 5 5 5 5 5 5 5 5 | 5 5 5 5 5 5 5 5

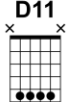
A 5 5 5 5 5 5 5 5 | 5 5 5 5 5 5 5 5 | 5 5 5 5 5 5 5 5

B 5 5 5 5 5 5 5 5 | 5 5 5 5 5 5 5 5 | 5 5 5 5 5 5 5 5

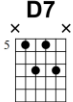
D7




D11



D7



66



T 7 7 7 7 7 7 7 7 | 5 5 5 5 5 5 5 5 | 7 7 7 7 7 7 7 7

A 5 5 5 5 5 5 5 5 | 5 5 5 5 5 5 5 5 | 5 5 5 5 5 5 5 5

B 5 5 5 5 5 5 5 5 | 5 5 5 5 5 5 5 5 | 5 5 5 5 5 5 5 5

D11 **D7** **D11**

69 70 71

T	5	5	5	5	5	7	7	7	7	7	5	5	5	5	5	5
A	5	5	5	5	5	5	5	5	5	5	5	5	5	5	5	5
B	5	5	5	5	5	5	5	5	5	5	5	5	5	5	5	5

D11 **D7** **D11** **D7**

72 73 74

T	5	7	7	7	7	5	5	5	5	5	5	7	7	7	7	
A	5	5	5	5	5	5	5	5	5	5	5	5	5	5	5	5
B	5	5	5	5	5	5	5	5	5	5	5	5	5	5	5	5

D11 **D7** **D11**

75 76 77

T		5	7	7	7	5	5	5	5	5	5	5	5	5	5	5
A		5	5	5	5	5	5	5	5	5	5	5	5	5	5	5
B		5	5	5	5	5	5	5	5	5	5	5	5	5	5	5

D11 **D7** **D11** **D7**

78 79 80

T	5	7	7	7	7	5	5	5	5	5	5	5	5	7	7	7
A	5	5	5	5	5	5	5	5	5	5	5	5	5	5	5	5
B	5	5	5	5	5	5	5	5	5	5	5	5	5	5	5	5

D11 **D11** **D7** **D11**

81 82 83

T	5	5	5	5	5	5	7	7	7	7	5	5	5	5	5	5
A	5	5	5	5	5	5	5	5	5	5	5	5	5	5	5	5
B	5	5	5	5	5	5	5	5	5	5	5	5	5	5	5	5

D11 **D7** **D11** **D11** **D7**

84 85 86 87 88 89

T	5	5	5	5	7	7	7	5	5	5	5	5	5	5	5	7	7	7	7
A	5	5	5	5	5	5	5	5	5	5	5	5	5	5	5	5	5	5	5
B	5	5	5	5	5	5	5	5	5	5	5	5	5	5	5	5	5	5	5

D11 **D11** **D7**

87 88 89

T	5	5	5	5	5	5	5	7	7	7	7	7	7	7	7	7	7	7	7
A	5	5	5	5	5	5	5	5	5	5	5	5	5	5	5	5	5	5	5
B	5	5	5	5	5	5	5	5	5	5	5	5	5	5	5	5	5	5	5

F Verse

90 91 92 93 94 95 96 97

T																			
A																			
B																			

G Chorus

98 99 100 101 102 103 104 105

T																			
A																			
B																			

H Interlude

106 107 108 109 110 111 112 113

T																			
A																			
B																			

I Verse

114 115 116 117 118 119 120 121

T																			
A																			
B																			

J Chorus

Musical notation for the Chorus section (measures 122-129). The notation is presented in two staves: a standard musical staff with a treble clef and a sharp sign (F#) indicating the key signature, and a guitar tablature staff labeled 'TAB'. The measures are numbered 122 through 129. The musical staff contains a single note in each measure, and the tablature staff is empty.

K Outro

Musical notation for the Outro section (measures 130-135). The notation is presented in two staves: a standard musical staff with a treble clef and a sharp sign (F#) indicating the key signature, and a guitar tablature staff labeled 'TAB'. The measures are numbered 130 through 135. Measure 134 is marked with '3x' above it, indicating a triple repeat. The musical staff contains a single note in each measure, and the tablature staff contains a single dot in each measure.

Dreams I'll Never See

1969

Allman Brothers Band

Elektrische gitaar 2

♩ = 125

A Intro

B Verse

Musical notation for measures 1-9. The top staff is a treble clef with a key signature of one sharp (F#) and a 6/8 time signature. The bottom staff is a guitar TAB. Measure 1 starts with a treble clef and a 6/8 time signature. Measures 1-9 are mostly empty staves with measure numbers 1 through 9 above them. A double bar line with repeat dots is at the end of measure 9.

Musical notation for measures 10-16. The top staff is a treble clef with a key signature of one sharp (F#) and a 6/8 time signature. The bottom staff is a guitar TAB. Measure 10 starts with a treble clef and a 6/8 time signature. Measures 10-16 are mostly empty staves with measure numbers 10 through 16 above them. A double bar line with repeat dots is at the end of measure 13. Measure 16 has a triplet of eighth notes with a slur and 'sl.' above it. Measure 17 has a slur and '2' below it.

C Chorus

F

F chord diagram: A guitar fretboard diagram showing the F major chord shape: 1st fret, 2nd fret, 3rd fret, 4th fret, 5th fret, 5th fret.

Musical notation for measures 17-18. The top staff is a treble clef with a key signature of one sharp (F#) and a 6/8 time signature. The bottom staff is a guitar TAB. Measure 17 starts with a treble clef and a 6/8 time signature. Measures 17-18 are mostly empty staves with measure numbers 17 through 18 above them. A double bar line with repeat dots is at the end of measure 18. Measure 17 has a triplet of eighth notes with a slur and 'sl.' above it. Measure 18 has a triplet of eighth notes with a slur and 'sl.' above it.

E5


E5 chord diagram: A guitar fretboard diagram showing the E5 power chord shape: 0, 2, 2, 0, 0, 0.

E7#9

E7#9 chord diagram: A guitar fretboard diagram showing the E7#9 chord shape: 6, 7, 7, 9, 9, 9.

Musical notation for measures 19-20. The top staff is a treble clef with a key signature of one sharp (F#) and a 6/8 time signature. The bottom staff is a guitar TAB. Measure 19 starts with a treble clef and a 6/8 time signature. Measures 19-20 are mostly empty staves with measure numbers 19 through 20 above them. A double bar line with repeat dots is at the end of measure 20. Measure 19 has a triplet of eighth notes with a slur and 'sl.' above it. Measure 20 has a triplet of eighth notes with a slur and 'sl.' above it. Measure 19 has a slur and 'full' above it. Measure 20 has a slur and 'full' above it. Measure 20 has a slur and '1/4' above it. Measure 20 has a slur and 'sl.' above it. Measure 20 has a slur and 'P.M.' above it. Measure 20 has a slur and '0' above it. Measure 20 has a slur and '17' above it. Measure 20 has a slur and '15' above it. Measure 20 has a slur and '5' above it.

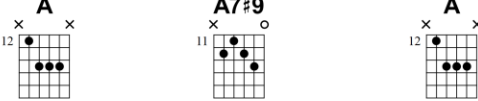
C



Musical notation for measures 21-22. Treble clef, key signature of one sharp (F#). Measure 21 contains six eighth-note triplets on notes G4, A4, B4. Measure 22 contains five eighth-note triplets on notes G4, A4, B4, followed by a slurred eighth-note triplet on notes G4, A4, B4, and a final quarter note on C5. A slur and accent mark are placed over the final triplet in measure 22.

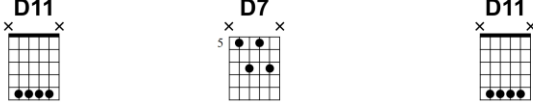
TAB: 8 8 8 8 8 8 8 8 8 | 10 10 10 10 10 10 10 10 10 11 11

D Guitar Solo




Musical notation for measures 23-27. Measure 23 has a quarter note on A4, followed by eighth-note triplets on G4 and A4. Measure 24 has eighth-note triplets on G4 and A4, followed by a quarter note on B4. Measure 25 has eighth-note triplets on G4 and A4, followed by a quarter note on B4. Measure 26 has a half note on G4. Measure 27 has a half note on A4. Slurs and accents are used for the triplets. Wavy lines labeled 'full' are placed above the notes in measures 23, 24, 25, and 26.

TAB: 12 12 | 12 (12) 12 (12) | (12) 12 12 (12) | 5 H | 5 7 H



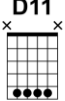
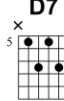
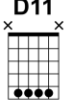
Musical notation for measures 28-31. Measure 28 has a half note on G4. Measure 29 has a quarter note on A4, followed by eighth-note triplets on G4 and A4. Measure 30 has eighth-note triplets on G4 and A4, followed by a quarter note on B4. Measure 31 has eighth-note triplets on G4 and A4, followed by a quarter note on B4. Slurs and accents are used for the triplets. Wavy lines labeled 'full' are placed above the notes in measures 29, 30, and 31. Handings 'H' and 'P' are indicated for notes in measures 28, 29, 30, and 31.

TAB: 5 7 | 9 | 7 9 7 9 9 | 7 7 9 | 7 9 7 7 9 7 9



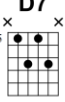
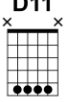
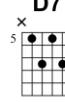
Musical notation for measures 32-34. Measure 32 has a quarter note on G4, followed by eighth-note triplets on G4 and A4. Measure 33 has eighth-note triplets on G4 and A4, followed by a quarter note on B4. Measure 34 has eighth-note triplets on G4 and A4, followed by a quarter note on B4. Slurs and accents are used for the triplets. Wavy lines labeled 'full' are placed above the notes in measures 32, 33, and 34. Handings 'P' and 'H' are indicated for notes in measures 32, 33, and 34.

TAB: 7 9 7 9 | 9 (9) 7 | 7 9 7 8 7 7 9 7 9 | 7 9 7 9 | 9 (9) 7 9

D11  **D7**  **D11** 

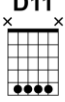
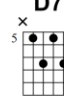
35 *full* *sl.* *P* *sl.* *P* *sl.*

TAB: 10 — 5 — 7 — 7 — (7) — 5 | 7 — (7) — 5 | 5 — 4 — 5 — 4 — 5 — 4 — 5

D7  **D11**  **D7** 

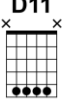
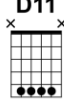
38 *P* *sl.* *sl.* *sl.*

TAB: 7 — 7 — 7 — 2 — 5 — 4 — 5 — 4 — 5 — 4 — 5 — 7 — 7 — 7 — 9 — 7 — 7 — 9 — 7 — 9

D11  **D7** 

41 *sl.* *P* *P* *sl.* *P* *sl.* *P* *sl.*

TAB: 8 — 7 — 8 — (8) — 8 — (8) — 7 — 8 — 7 | 7 — 2 — 7 — 7 — 8 — 7 — 7 — 8

D11  **D11** 

43 *sl.* *sl.* *P* *H* *sl.* *1/2*

TAB: 8 — (8) — 10 — full — 10 — full — 7 — 8 — 7 — 7 — H — 8 — 10 | 10 — 7 — 8 — 10 — 12 — 12

D11

45 46

TAB

D11

47 48 49

TAB

D11

50 51 52 53

TAB

D11

54 55 56

TAB

D11 **D11** **D7** **D11** **D11**

57 58 59 60

TAB

E Guitar Solo

D11 **D7** **D11**

61 62 63

TAB

D7 **D11** **D7**

64 65 66

TAB

D11 **D7** **D11**

67 68 69

TAB

D7 **D11** **D11** **D11**

70 71 72 73

let ring -----1

TAB

D11 **D11** **D11** **D11** **D11**

74 75 76 77 78

let ring -- 1

TAB

D11 **D11** **D11**

79 80 81

let ring -----1

TAB

D11 **D7** **D11**

82 83

let ring -----1

TAB

D11 **D7** **D11**

84 *let ring* *sl.* *let ring*

TAB: 7 7 7 7 11 12 14 16 | 19 19 19 19 19 19 19 19 19 19 19 19

D11 **D7** **D11** **D11** **D7**

86 *let ring* 87 88

TAB: 19 19 19 19 19 19 19 19 19 19 | 17 17 17 17 17 17 17 17 | 19 19 19 (19) \

F Verse

89 90 91 *H* 92 93 94 95 *f* 96 97

TAB: 5 | 7 | 5-7 | 7 | 7 | 10 | 10 | 10 | 7

98 99 100 *P* *3* *sl.*

TAB: 10 | 10 | /7 5-7 4 7-5 7-5-7 | 2


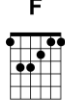
G Chorus

G **G**


101

TAB: 3 3 3 3 3 3 3 | 3 3 3 3 3 3 3 | 4 4 4 4 4 4 4 | 4 4 4 4 4 4 4 | 5 5 5 5 5 5 5 | 5 5 5 5 5 5 5 | 3 3 3 3 3 3 3

F

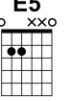
#102



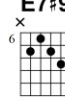
TAB

1	1	1	1	1	1	1	5	5	5	5	5	5	5	5	5	5	9	9
1	1	1	1	1	1	1												
2	2	2	2	2	2	2	5	5	5	5	5	5	5	5	5	5	9	9
3	3	3	3	3	3	3												
3	3	3	3	3	3	3												
1	1	1	1	1	1	1												

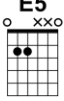
E5



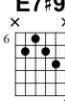
E7#9




E5



E7#9



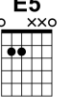
#103



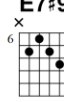
TAB

							8	8		10	10	10	14	12	12	15	17	
2	2						8	7		10	7	10						
0	0						7	7		10	7	10						

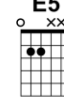
E5



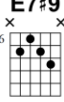
E7#9




E5



E7#9



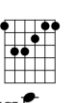
#104



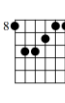
TAB

							8	8		15	17	15	17	17				
2	2						8	7										
0	0						7	7										


C



C



#105



TAB

8	8	8	8	8	8	8	8	8	8	8	8	8	8	8	8	8	8	8
8	8	8	8	8	8	8												
9	9	9	9	9	9	9	9	9	9	9	9	9	9	9	9	9	9	9
10	10	10	10	10	10	10												
10	10	10	10	10	10	10												
8	8	8	8	8	8	8												

B \flat **B \flat**

106

TAB

6 6 6 6 6 6 10 10 10 10 10 10 10 10 11 11

7 7 7 7 7 7 10 10 10 10 10 10 10 10 11 11

8 8 8 8 8 8 10 10 10 10 10 10 10 10 11 11

6 6 6 6 6 6 10 10 10 10 10 10 10 10 11 11

A **A7#9** **A** **A7#9**

107

TAB

5 5 13 13 12 12 12 12

5 5 12 12 12 12 12 12

7 7 11 11 12 12 12 12

5 5 12 12 12 12 12 12

[H] Interlude

A **A7#9** **A** **A7#9**

108

TAB

14 14 13 13 12 12 12 12

14 14 12 12 11 11 11 11

12 12 12 12 12 12 12 12

H P **3x**

110

TAB

7 7 5 4 7 5-7-5 4 4 2 3 2 0

7 7 5 4 7 5-7-5 4 4 2 4 4 0

Verse

Musical notation for measures 112-114. Treble clef, key signature of one sharp (F#). Measure 112: G4, A4, B4, C5. Measure 113: B4, A4, G4, F#4. Measure 114: G4, A4, B4, C5. TAB: 7 7 5 4 | 7 5 7 4 4 2 | 3 2 0 2 | 7 5 0

Musical notation for measures 115-120. Treble clef, key signature of one sharp (F#). Measure 115: F#5. Measure 116: F#5. Measure 117: F#5. Measure 118: F#5. Measure 119: F#5. Measure 120: F#5. TAB: 10 | 10 | 10 | 7 | 10 | 10

Musical notation for measures 121-122. Treble clef, key signature of one sharp (F#). Measure 121: G4, A4, B4, C5. Measure 122: G4, A4, B4, C5. TAB: 8 10 | 8 10 | 5 7 | 5 7 | 2

Chorus

Musical notation for measures 122-123. Treble clef, key signature of one sharp (F#). Measure 122: F#4, G4, A4, B4. Measure 123: F#4, G4, A4, B4. TAB: 3 3 3 | 3 3 3 | 3 3 3 | 3 3 3 | 3 3 3 | 3 3 3 | 3 3 3 | 3 3 3 | 4 4 4 | 4 4 4 | 4 4 4 | 4 4 4 | 4 4 4 | 4 4 4 | 4 4 4

Musical notation for measures 123-124. Treble clef, key signature of one sharp (F#). Measure 123: F#4, G4, A4, B4. Measure 124: F#4, G4, A4, B4. TAB: 1 1 1 | 1 1 1 | 1 1 1 | 1 1 1 | 1 1 1 | 1 1 1 | 1 1 1 | 5 5 5 | 5 5 5 | 5 5 5 | 5 5 5 | 5 5 5 | 5 5 5 | 5 5 5 | 9 9 | 9 9

Musical notation for measures 124-125. Treble clef, key signature of one sharp (F#). Measure 124: F#4, G4, A4, B4. Measure 125: F#4, G4, A4, B4. TAB: 2 2 | 2 2 | 8 8 | 8 8 | 10 10 | 10 10 | 10 10 | 14 12 | 12 15 | 17

#125

Musical notation for measure 125 in G major, featuring a treble clef, a key signature of one sharp (F#), and a 2/4 time signature. The notation includes a quarter rest, a quarter chord (F#3), a quarter rest, a quarter note (F#5), and a triplet of eighth notes (F#3, F#5, F#7). The piece concludes with a slurred half note (F#3) marked *sl.*

TAB 2 2 8 8 15 22 22 22 22 22 22 5

A 2 2 7 7 15 22 22 22 22 22 22 5

B 0 0 7 7 15 22 22 22 22 22 22 5

#126

Musical notation for measure 126 in G major, featuring a treble clef, a key signature of one sharp (F#), and a 2/4 time signature. The notation consists of a triplet of eighth notes (F#3, F#5, F#7), followed by six eighth notes (F#3, F#5, F#7, F#3, F#5, F#7), each grouped in a triplet.

TAB 8 8 8 8 8 8 8 8 8 8 8 8

A 8 8 8 8 8 8 8 8 8 8 8 8

B 9 9 9 9 9 9 9 9 9 9 9 9

#127

Musical notation for measure 127 in G major, featuring a treble clef, a key signature of one sharp (F#), and a 2/4 time signature. The notation begins with a quarter rest, followed by a quarter chord (F#3), a quarter rest, a quarter chord (F#5), and a triplet of eighth notes (F#3, F#5, F#7). The piece concludes with a slurred half note (F#3) marked *sl.*

TAB 6 6 6 6 6 6 10 10 10 10 10 10 10 11 11

A 6 6 6 6 6 6 10 10 10 10 10 10 10 11 11

B 8 8 8 8 8 8 10 10 10 10 10 10 10 11 11

#128

Musical notation for measure 128 in G major, featuring a treble clef, a key signature of one sharp (F#), and a 2/4 time signature. The notation includes a quarter chord (F#3), a quarter rest, a quarter chord (F#5), a quarter rest, a quarter note (F#5), and a triplet of eighth notes (F#3, F#5, F#7). The piece concludes with a slurred half note (F#3) marked *full*.

TAB 5 5 13 13 12 12 12 (12) 12 (12)

A 5 5 12 12 12 12 12 (12) 12 (12)

B 5 5 12 12 12 12 12 (12) 12 (12)

K Outro

#129

Musical notation for measure 129 in G major, featuring a treble clef, a key signature of one sharp (F#), and a 2/4 time signature. The notation includes a quarter chord (F#3), a quarter rest, a quarter chord (F#5), a quarter rest, a quarter note (F#5), and a triplet of eighth notes (F#3, F#5, F#7). The piece concludes with a slurred half note (F#3) marked *full*.

TAB 14 14 13 13 12 12 7 7 5 7 7 5 4 4 2 4 4 0

A 14 14 12 12 11 11 7 7 5 7 7 5 4 4 2 4 4 0

B 12 12 12 12 11 11 7 7 5 7 7 5 4 4 2 4 4 0

#131

Musical notation for measure 131 in G major, featuring a treble clef, a key signature of one sharp (F#), and a 2/4 time signature. The notation includes a quarter rest, a quarter note (F#5), a quarter note (F#7), a quarter note (F#3), a quarter note (F#5), a quarter note (F#7), and a quarter note (F#3). The piece concludes with a slurred half note (F#3) marked *full*.

TAB 7 7 5 4 7 5 7 5 4 4 2 3 2 0 7 7 5 7 7 5 4 4 2 4 4 0

A 7 7 5 4 7 5 7 5 4 4 2 3 2 0 7 7 5 7 7 5 4 4 2 4 4 0

B 7 7 5 4 7 5 7 5 4 4 2 3 2 0 7 7 5 7 7 5 4 4 2 4 4 0

Musical notation for measures 133 and 134. Measure 133 includes a half note (1/2), a half note (1/2), and a half note (1/2). Measure 134 includes a triplet (3x) and a half note (1/2). The notation includes a treble clef, a key signature of one sharp (F#), and a common time signature (C). The guitar tablature below shows fret numbers for each note, with a bar line between measures 133 and 134.

Measure 133: Treble clef, F# key signature, C time signature. Notes: G4 (quarter), A4 (quarter), B4 (quarter), C5 (quarter), B4 (quarter), A4 (quarter), G4 (quarter). Fingering: 7, 7, 5, 4, 7, 5-7, 5, 4. Accents: 1/2 above G4, 1/2 above B4. Dynamics: H P above B4. Measure 134: Treble clef, F# key signature, C time signature. Notes: G4 (quarter), A4 (quarter), B4 (quarter), C5 (quarter), B4 (quarter), A4 (quarter), G4 (quarter). Fingering: 7, 7, 5, 7, 7, 5, 4, 4, 2, 4, 4, 0. Accents: 1/2 above G4, 1/2 above B4, 1/2 above B4, 1/2 above G4. Dynamics: H P above B4. Triplet (3x) above G4-A4-B4.

Musical notation for measures 135 and 136. Measure 135 includes a half note (1/2) and a half note (1/2). Measure 136 is an empty staff. The notation includes a treble clef, a key signature of one sharp (F#), and a common time signature (C). The guitar tablature below shows fret numbers for each note, with a bar line between measures 135 and 136.

Measure 135: Treble clef, F# key signature, C time signature. Notes: G4 (quarter), A4 (quarter), B4 (quarter), C5 (quarter), B4 (quarter), A4 (quarter), G4 (quarter). Fingering: 7, 7, 5, 4, 7, 5, 7, 5, 4. Accents: 1/2 above G4, 1/2 above B4. Dynamics: H P above B4. Measure 136: Treble clef, F# key signature, C time signature. Empty staff. Fingering: 4, 2, 3, 2, 0.

End Of The Line

1991

Allman Brothers Band

Ritme gitaar 1 Ritme gitaar 2 Slide gitaar 1 Slide gitaar 2

♩ = 85

A Intro (Dm)

Musical notation for the Intro section, measures 1 and 2. The notation is arranged in four staves: Ritme 1, Ritme 2, Slide 1, and Slide 2. The key signature is D minor (Dm) and the time signature is 4/4. The tempo is marked as ♩ = 85. The Intro section consists of two measures. In measure 1, Ritme 1 and Ritme 2 play a rhythmic pattern with fret numbers 10, 12, 10, 12, 10, 12. Slide 1 is silent. Slide 2 has a slide from 12 to 10 with a half note value. In measure 2, the patterns continue. The notation includes various guitar-specific symbols like '7' for natural harmonics and 'x' for muted strings.

Csus2



G/B



Csus2

Musical notation for measures 3, 4, and 5. The notation is arranged in four staves: Ritme 1, Ritme 2, Slide 1, and Slide 2. The key signature is D minor (Dm) and the time signature is 4/4. The tempo is marked as ♩ = 85. Measure 3 continues the rhythmic pattern from the Intro. Measure 4 features a change in the slide part, with a slide from 3 to 2 on the 4th string, and a half note value. Measure 5 continues the rhythmic pattern. The notation includes various guitar-specific symbols like '7' for natural harmonics and 'x' for muted strings.

6 7 8

F **C**

Ritme 1

Ritme 2

Slide 1

Slide 2

full P

B 1st & 2nd Verse

G5

D

Dsus2/C

let ring ----- 4

9 10 11

let ring ----- 4

T A B

T A B

T A B

T A B

G6/B



D

Csus2

let ring -

Ritme 1

12 13 14

T A B

let ring -

Ritme 2

T A B

let ring -

Side 1

T A B

Side 2

T A B

G/B



E⁹/B_b



Cadd9



let ring -

15 16 17

T A B

let ring -

T A B

T A B

T A B

2.

18 19 20 21

Ritme 1
T A B | 9 9 7 5 5 | 2 2 2 |

Ritme 2
T A B | 9 9 7 5 3 | 2 2 2 |

Slide 1
T A B | - - - | 2 2 2 |

Slide 2
T A B | - - - | 2 2 2 |

C Chorus



C5 **G5** **D5** **C5** **G5** **F5**

22 23 24

T A B | 3 5 7 5 3 | 5 7 5 7 | 5 7 7 7 | 5 3 3 5 7 5 | 5 3 3 5 7 5 | X 3 X 3 X 1

sl. sl. H H H sl.

T A B | 3 5 7 5 3 | 5 7 5 7 | 5 7 7 7 | 5 3 3 5 7 5 | 5 3 3 5 7 5 | X 3 X 3 X 1

sl. sl. H H sl.

T A B | - - - | - - - | - - - | - - - | - - - | - - -

T A B | - - - | - - - | - - - | - - - | - - - | - - -

D5 **C5** **G5** **D5**

25 26 27

Ritme 1

Ritme 2

Slide 1

Slide 2

H H sl. sl. H H H

Da Coda

(F) (C) G B \flat 5 C5 (Dm)

28 29 30 31

T A B

T A B

T A B

T A B

D Guitar Solo

32 33 34

Ritme 1
T A B 7 10 10 12 12 10

Ritme 2
T A B 7 10 10 12 12 10 C5 G5 D5

Slide 1
T A B

Slide 2
T A B 13 full full full full 13 full 10 13 H 10-13 10

3

35 36 37

T A B

C5 *sl.* G5 F5 D5 C5 G5

T A B 5 5 3 3 5 7 5 5 5 X 3 X 3 X 1 7 7 7 7 7 5 5 5 5 5 5

T A B

T A B 7 13 13 full full 10 10 13 10 12 10 10 13 10 10 10 13 10 10 10 13 10 13 10 P P P P P *sl.* 10 15 15

6 6

38 39 40

Ritme 1
T
A
B

Ritme 2
D5 **F5** **C5** **D5**
T
A
B

Slide 1
T
A
B

Slide 2
T
A
B

41 42 43

Cadd9 **Em7/B** **Em7/B \flat**
T
A
B

T
A
B

T
A
B

E Slide Solo

Cadd9



Csus2



44 45 46

Ritme 1

Ritme 2

Slide 1

Slide 2

Gm/Bb



D



Cadd9



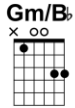
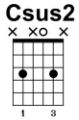
47 48 49

let ring

sl.

let ring

10



D5

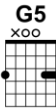
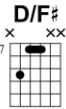
50 51 52

Ritme 1
T A B
2 0 0 3 1 0 0 3 3 0 7 7 7 7 7
5 5 5 5 5 5

Ritme 2
T A B

Slide 1
T A B
sl. /10 6 5 7 6 (6) 5 7 6 7 /8 6 7 7 8 6 7 5 /7 7 (7) 15 15

Slide 2
T A B




53 54 55

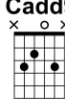
T A B
3 3 3 3 3 5 7 9 7 7 7 7 7 3 3 3 3
0 0 0 0 0 7 9 9 9 9 9 0 0 0 0

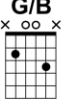
T A B

T A B
sl. 15 14 15 /15 15 14 15 /17 17 15 17 15 14 15 /14 13 14 /15 15 7 /17 15 17 /15 /10

T A B

D/F#

 56 H sl.

Cadd9

 57


G/B

 58

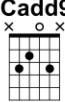
Ritme 1
 T A B
 5-7-9 7 7 7 7 7 7 3 2 0 3 0 2 2 0 0 3 0 2

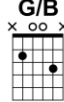
Ritme 2
 T A B

Slide 1
 T A B
 10 sl. 10 7 7 7 7 7 7 7 12 15 14 15 15 (15) 15 14 15 10 8 10 7

Slide 2
 T A B

D

 59

Cadd9

 61

G/B

 62

Verse 3

T A B
 59 60 (2) (3) (2) (0) 61 3 2 0 2 3 3 0 62 2 0 0 0 3

T A B
 3 2 0 2 3 3 0 2 0 0 0 3

T A B
 7 sl. 7 3

T A B

Chord diagrams for Gm/B_b, D, Cadd9, and G/B are shown at the top. The main staff shows guitar tablature for four parts: Ritme 1, Ritme 2, Slide 1, and Slide 2. The tablature spans measures 63 to 66. Measure 63 features a Gm/B_b chord with notes 1, 0, 0, 0. Measure 64 features a D chord with notes 0, 0, 2, 3, including a hammer-on (H) and a slide. Measure 65 features a Cadd9 chord with notes 3, 2, 0, 3, 3. Measure 66 features a G/B chord with notes 2, 0, 0, 3, including a slide. The Slide 1 and Slide 2 parts are marked with dashes, indicating no fretting.

Dal Segno

Chord diagrams for Gm/B_b, A5, and A5 are shown at the top. The main staff shows guitar tablature for four parts: Ritme 1, Ritme 2, Slide 1, and Slide 2. The tablature spans measures 67 to 69. Measure 67 features a Gm/B_b chord with notes 1, 0, 3, 0, 3, 3. Measure 68 features an A5 chord with notes 2, 2, 2, 2, 0, 0, 0, 0. Measure 69 features an A5 chord with notes 2, 2, 2, 2, 0, 0, 0, 0. The Ritme 1 and Ritme 2 parts include a 2/4 time signature. The Slide 1 and Slide 2 parts are marked with dashes, indicating no fretting.

G **Outro**



(Dm)

70 71 72

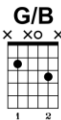
Ritme 1
T A B 4/4 7 10 12 12 10 12 12 10 12

Ritme 2
T A B 4/4 7 10 12 12 10 12 12 10 12

Slide 1
T A B 4/4 - - - 7 10 10 9 10 12

Slide 2
T A B 4/4 - - -

Csus2



Csus2

(Dm)

73 74 75

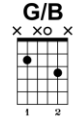
T A B 3 0 3 10 12 12 10 12 10 12 10 12 10 12

T A B 5 3 5 10 12 12 10 12 10 12 10 12 10 12

T A B - - -

T A B full 15 13 15 13 15 13 15 13 15 13 15

Csus2



Csus2

76

Ritme 1

Ritme 2

Slide 1

Slide 2

(Dm)

78

79

Csus2 **G/B**
x x 0 x **Csus2**

80 81

Ritme 1
T A B 7 10 10 7 7 12 7 12 10-10 12 12 10-12

Ritme 2
T A B 7 10 10 7 7 12 7 12 10-10 12 12 10-12

Slide 1
T A B 17 17 17 17 17 17 17

Slide 2
T A B 10 (10)

Measure 80: Ritme 1 and Ritme 2 play a sequence of chords: 7, 10, 10, 7, 7, 12, 7, 12, 10-10, 12, 12, 10-12. Slide 1 has a bar line. Slide 2 has a bar line.

Measure 81: Ritme 1 and Ritme 2 play: 7, 3, 3, 0, 0, 3, 3, 0, 0, 3, 3, 0, 0, 3. Slide 1 has sixteenth-note slides on the 17th fret: 17, 17, 17, 17, 17, 17, 17. Slide 2 has a bar line.

82 83

(Dm)

T A B 7 10 10 7 7 12 7 12 10 12 12 10-12

T A B 7 10 10 7 7 12 7 12 10 12 12 10-12

T A B 17 15 17 15 13 15 13 15 15 13 15 15 15

C5/B **C5**

Dm

full full full full full

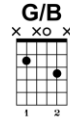
Measure 82: Ritme 1 and Ritme 2 play: 7, 10, 10, 7, 7, 12, 7, 12, 10, 12, 12, 10-12. Slide 1 has a bar line. Slide 2 has a bar line.

Measure 83: Ritme 1 and Ritme 2 play: 7, 10, 10, 7, 7, 12, 7, 12, 10. Slide 1 has a bar line. Slide 2 has a bar line.

Slide 1 (Measure 82-83): 17, 15, 17, 15, 13, 15, 13, 15, 15, 13, 15, 15, 15. Slurs are over 17-15, 15-13, 15-13, 15-15, 15-15.

Slide 2 (Measure 83): 15, 15, 15, 15, 15, 15. Slurs are over 15-15, 15-15, 15-15, 15-15, 15-15.

Csus2



Csus2

84

Ritme 1

Ritme 2

Slide 1

Slide 2

(Repeat and fade)

(Dm)

86

Every Hungry Woman

1969

Allman Brothers Band

Lead gitaar 1

Standard tuning

♩ = 96

Musical notation for measures 1-3. The top staff is in treble clef with a key signature of one sharp (F#) and a 4/4 time signature. It features a melodic line with slurs and accents, and a guitar accompaniment with chords and single notes. The guitar part includes fingerings such as 5-7, 7-9, 9-9, 9, 5, 3, 3-5, 3, 3-5, 3, 5, 7, 5-7, 7-9, 9-9, 9, 5, 3. Slurs are marked 'sl.' and measure numbers 1, 2, and 3 are indicated.

Musical notation for measures 4-10. The top staff continues the melodic line. The guitar part includes fingerings such as 3-5, 3, 3-5, 3, 6, 7, 13 \ 10 \ 7 \, 13 \ 10 \ 7 \. Slurs are marked 'sl.' and measure numbers 4 through 10 are indicated.

Musical notation for measures 11-19. The top staff shows a melodic line with a repeat sign at measure 15. The guitar part is mostly empty, with a vertical line at measure 15. Measure numbers 11 through 19 are indicated.

Musical notation for measures 20-30. The top staff shows a melodic line with a first ending bracket over measures 29-30. The guitar part is empty. Measure numbers 20 through 30 are indicated.

Musical notation for measures 31-41. The top staff shows a melodic line with a second ending bracket over measures 33-34 and a change in time signature to 3/4 at measure 33. The guitar part is empty. Measure numbers 31 through 41 are indicated.

Musical notation for measures 42-52. The top staff shows a melodic line. The guitar part is empty. Measure numbers 42 through 52 are indicated.

Musical notation for measures 53-63. Treble clef, key signature of one sharp (F#). The staff contains ten measures, each with a single note indicated by a horizontal line. The notes are labeled with measure numbers 53 through 63. Below the staff is a guitar tablature section with two staves labeled 'T' and 'A' and 'B', corresponding to the notes above.

Musical notation for measures 64-74. Treble clef, key signature of one sharp (F#). Measure 64 starts with a 3/4 time signature, and measure 65 changes to a 4/4 time signature. The staff contains ten measures, each with a single note indicated by a horizontal line. The notes are labeled with measure numbers 64 through 74. Below the staff is a guitar tablature section with two staves labeled 'T' and 'A' and 'B', corresponding to the notes above.

Musical notation for measures 75-84. Treble clef, key signature of one sharp (F#). The staff contains ten measures, each with a single note indicated by a horizontal line. The notes are labeled with measure numbers 75 through 84. Measure 81 is followed by a double bar line and repeat dots. Measure 84 is followed by a double bar line and a '4x' repeat sign. Below the staff is a guitar tablature section with two staves labeled 'T' and 'A' and 'B', corresponding to the notes above.

Every Hungry Woman

1969

Allman Brothers Band

Lead gitaar 2

Standard tuning

♩ = 96

Musical notation for measures 1-6. The staff shows a treble clef, key signature of one sharp (F#), and a 4/4 time signature. Measures 1-4 contain whole rests. Measure 5 begins with a quarter note on G4, followed by eighth notes on A4, B4, and C5. Measure 6 continues with eighth notes on D5, E5, and F#5, ending with a quarter note on G5. The guitar tablature below shows fret numbers: 16, 15, 17, 17, 17, 16, 15, 17, 15, 14, and 12.

Musical notation for measures 7-9. Measure 7 starts with a half note on G4, followed by eighth notes on A4, B4, and C5. Measure 8 continues with eighth notes on D5, E5, and F#5, ending with a quarter note on G5. Measure 9 repeats the pattern of measure 7. The guitar tablature below shows fret numbers: 12-14-14-14, 12, 12-14, 14, 14-12, 12-14, 14-14, 12, 12, 14-12-14, 12-14, 14-14, 12, 12, 12-14, 14, 14-12.

Musical notation for measures 10-14. Measure 10 starts with a half note on G4, followed by eighth notes on A4, B4, and C5. Measure 11 continues with eighth notes on D5, E5, and F#5, ending with a quarter note on G5. Measure 12 is a whole rest. Measure 13 is a whole rest. Measure 14 is a whole rest. The guitar tablature below shows fret numbers: 12-14, 14, 12, X, 14, 12, 14, 12, 15, 12, 15.

Musical notation for measures 15-21. Measure 15 is a whole rest. Measure 16 is a whole rest. Measure 17 is a whole note on G4. Measure 18 is a whole rest. Measure 19 is a whole note on G4. Measure 20 is a whole rest. Measure 21 is a whole note on G4. The guitar tablature below shows fret numbers: 5, 7, 12, 15, 5, 7.

Musical notation for measures 22-28. Measure 22 is a whole rest. Measure 23 is a whole note on G4. Measure 24 is a whole rest. Measure 25 is a whole rest. Measure 26 is a whole rest. Measure 27 is a whole note on G4. Measure 28 is a whole rest. The guitar tablature below shows fret numbers: 12, 15, 12, 15, 12, 16, 15.

1.

TAB: 12-14-14-14 12-12-14-14-12 | 12-14-14-14 12-12-14-12-14 | 12-14-14-14 12-12-12-14-14-12

2.

TAB: 12-14-14 12-X-14-12 | 17-17-17-16-15 | 17-15-14-12 | 12-14-14-14 12-12-14-14-12

TAB: 12-14-14-14 12-12-14-12-14 | 12-14-14-14 12-12-12-14-14-12 | 12-14-14 12-X-14-12

TAB: 14-12-15-15-12-12-12 | 15-14-12-14-14-12-14-12-14-12-14-14-12-14-14-12-10 | (14)

TAB: 12 | 14-14-14-12-12-12-15 | (15)-12-15-12-15-12-14-12-12-13-14-12

Musical notation for measures 45-47. Measure 45 features a tremolo on a dotted quarter note. Measure 46 is a whole rest. Measure 47 contains eighth notes with a slide (*sl.*) on the final note. The guitar tablature below shows fret numbers: 14 for measure 45, and 12-14, 12-14, 14-16, 15-17, 16-15, 17 for measures 46-47.

Musical notation for measures 48-49. Measure 48 has eighth notes with a 'full' dynamic marking. Measure 49 has eighth notes with a slide (*sl.*) on the final note. The guitar tablature shows: 15-17, 15-17, 17-17, 15-17, 17-17 for measure 48; and 12-14, 12-14, 14-16, 15-17, 16-15, 17 for measure 49.

Musical notation for measures 50-51. Measure 50 has eighth notes with a 'full' dynamic marking. Measure 51 has eighth notes with a 'p' (piano) dynamic marking. The guitar tablature shows: 15-17, 15-17, 17-17, 15-17, 17-17 for measure 50; and 14-14, 12-15, 12-12, 12-12, 15-14, 12-12 for measure 51.

Musical notation for measure 52. The measure contains eighth notes with a 'p' dynamic marking and a tremolo on the final note. The guitar tablature shows: 14-14, 12-15, 12-12, 12-12, 12-15 for measure 52.

Musical notation for measures 53-54. Measure 53 has eighth notes with a 'p' dynamic marking. Measure 54 has eighth notes. The guitar tablature shows: 14-14, 12-15, 12-12, 12-12, 12-15, 14-12, 12 for measure 53; and 12-12, 15-14, 12-14, 12-14, 12-14, 14-12, 12-14 for measure 54.

Musical notation for measures 55-60. Treble clef, key signature of one sharp (F#). Measure 55 has a whole note F#4. Measure 56 has a whole rest. Measure 57 has a whole rest. Measure 58 has a whole rest. Measure 59 has a half note F#4 with a 'full' vibrato marking. Measure 60 has a whole rest. The guitar tablature below shows fret numbers: (14) for measure 55, and 12-15 for measure 59.

Musical notation for measures 61-63. Treble clef, key signature of one sharp (F#). Measure 61: quarter notes G4, A4, B4, C5 with 'H' (hammer-on) and vibrato markings. Measure 62: quarter notes G4, A4, B4, C5 with 'H' and vibrato markings. Measure 63: quarter notes G4, A4, B4, C5 with 'H' and vibrato markings. The guitar tablature below shows fret numbers: 12-14-14-14 for measure 61, 12-14-14-14 for measure 62, and 12-14-14-14 for measure 63.

Musical notation for measures 64-69. Treble clef, key signature of one sharp (F#). Measure 64: quarter notes G4, A4, B4, C5 with 'H' and vibrato markings. Measure 65: whole rest. Measure 66: whole rest. Measure 67: quarter note G4 with vibrato. Measure 68: quarter note G4 with vibrato. Measure 69: quarter note G4 with vibrato. The guitar tablature below shows fret numbers: 12-14-14-12 for measure 64, X-14 for measure 65, 5-7 for measures 67 and 68, and 5-7 for measure 69.

Musical notation for measures 70-77. Treble clef, key signature of one sharp (F#). Measure 70: quarter note G4 with vibrato. Measure 71: whole rest. Measure 72: whole rest. Measure 73: quarter note G4 with vibrato. Measure 74: whole rest. Measure 75: whole rest. Measure 76: quarter note G4 with vibrato. Measure 77: quarter note G4 with vibrato. The guitar tablature below shows fret numbers: 12-15 for measures 70 and 73, and 12-15 for measure 77.

Musical notation for measures 78-81. Treble clef, key signature of one sharp (F#). Measure 78: whole rest. Measure 79: quarter notes G4, A4, B4, C5 with vibrato markings. Measure 80: quarter notes G4, A4, B4, C5 with vibrato markings. Measure 81: quarter notes G4, A4, B4, C5 with 'H' and vibrato markings. The guitar tablature below shows fret numbers: 16-15 for measure 79, 17-17-17-16-15 for measure 80, 17-15-14 for measure 81, and 12-14-14-14 for measure 81.

Musical notation for measures 82-84. Treble clef, key signature of one sharp (F#). Measure 82: quarter notes G4, A4, B4, C5 with 'H' and vibrato markings. Measure 83: quarter notes G4, A4, B4, C5 with 'H' and vibrato markings. Measure 84: quarter notes G4, A4, B4, C5 with 'H' and vibrato markings. The guitar tablature below shows fret numbers: 12-14-14-14 for measure 82, 12-14-14-14 for measure 83, and 12-14-14-14 for measure 84.

Every Hungry Woman

1969

Allman Brothers Band

Lead gitaar 3

Standard tuning

♩ = 96

Musical notation for measures 1-6. Treble clef, key signature of one sharp (F#), 4/4 time signature. Measures 1-4 are whole rests. Measure 5 contains a quarter note G4, quarter note A4, quarter note B4, quarter note C5, quarter note B4, quarter note A4, quarter note G4. Measure 6 contains a quarter note G4, quarter note A4, quarter note B4, quarter note C5, quarter note B4, quarter note A4, quarter note G4. The guitar tablature below shows fret numbers: 4-7 for measure 5, and 7-7-7-4-7 for measure 6. A half-step bend (1/2) is indicated on the 7th fret in measure 6.

Musical notation for measures 7-9. Treble clef, key signature of one sharp (F#), 4/4 time signature. Measure 7: quarter note G4, quarter note A4, quarter note B4, quarter note C5, quarter note B4, quarter note A4, quarter note G4. Measure 8: quarter note G4, quarter note A4, quarter note B4, quarter note C5, quarter note B4, quarter note A4, quarter note G4. Measure 9: quarter note G4, quarter note A4, quarter note B4, quarter note C5, quarter note B4, quarter note A4, quarter note G4. The guitar tablature below shows fret numbers: 7-9-9-8-7 for measure 7, 7-9-9-9-7-7 for measure 8, and 7-9-9-8-7-X-X for measure 9. Slurs and accents (H, sl) are present.

Musical notation for measures 10-14. Treble clef, key signature of one sharp (F#), 4/4 time signature. Measure 10: quarter note G4, quarter note A4, quarter note B4, quarter note C5, quarter note B4, quarter note A4, quarter note G4. Measure 11: quarter note G4, quarter note A4, quarter note B4, quarter note C5, quarter note B4, quarter note A4, quarter note G4. Measure 12: whole rest. Measure 13: whole rest. Measure 14: quarter note G4, quarter note A4, quarter note B4, quarter note C5, quarter note B4, quarter note A4, quarter note G4. The guitar tablature below shows fret numbers: 7-9-9-8-7-X-X for measure 10, 7 for measure 11, 5-7 for measure 13, and 5-7 for measure 14. A full bend is indicated on the 7th fret in measure 10.

Musical notation for measures 15-23. Treble clef, key signature of one sharp (F#), 4/4 time signature. Measures 15-23 are whole rests. The guitar tablature below is empty for these measures.

Musical notation for measures 24-29. Treble clef, key signature of one sharp (F#), 4/4 time signature. Measures 24-28 are whole rests. Measure 29: quarter note G4, quarter note A4, quarter note B4, quarter note C5, quarter note B4, quarter note A4, quarter note G4. The guitar tablature below shows fret numbers: 4-7 for measure 29, and 7-9-9-8-7 for measure 30. A first ending bracket is shown above measure 29.

Musical notation for measures 30-32. Treble clef, key signature of one sharp (F#). Measure 30 starts with a half note (H) and a slur (sl.). Measure 31 has a half note (H). Measure 32 has a half note (H). The guitar tablature (TAB) below shows fret numbers: 7-9-9-7-8-X for measure 30; 7-9-9-7-8-7 for measure 31; and 7-9-9-7-8-X for measure 32. A 'full' dynamic marking is present above measure 32.

Musical notation for measures 33-36. Measure 33 has a slur (sl.). Measure 34 has a slur (sl.). Measure 35 has a half note (H). Measure 36 has a half note (H). The guitar tablature (TAB) below shows fret numbers: 7-7-7-4-7 for measure 33; 7-7-7-5 for measure 34; 7-9-9-7-9-7-7 for measure 35; and 7-9-9-7-8-X for measure 36. A 'full' dynamic marking is present above measure 36.

Musical notation for measures 37-40. Measure 37 has a half note (H). Measure 38 has a half note (H). Measure 39 and 40 are whole rests. The guitar tablature (TAB) below shows fret numbers: 7-9-9-7-8-7 for measure 37; 7-9-9-7-9-7-7 for measure 38; and empty lines for measures 39 and 40. A 'full' dynamic marking is present above measure 38.

Musical notation for measures 41-43. Measure 41 has sixteenth notes with a slur (sl.). Measure 42 has sixteenth notes with a slur (sl.). Measure 43 has sixteenth notes with a slur (sl.). The guitar tablature (TAB) below shows fret numbers: 15-12-12 for measures 41-42, and 15-15 for measure 43. A 'full' dynamic marking is present above measure 43.

Musical notation for measures 44-45. Measure 44 is a whole rest. Measure 45 has eighth notes with a slur (sl.). The guitar tablature (TAB) below shows fret numbers: 7-9-9-9-7-7-7-9-9-7-7-7-7-7 for measure 45.

Musical notation for measures 46-47. Measure 46 has eighth notes with a slur (sl.). Measure 47 has eighth notes with a slur (sl.). The guitar tablature (TAB) below shows fret numbers: 7-9-9-9-9-9-9-7-9-7-9 for measures 46-47. A 'full' dynamic marking is present above measure 47.

Musical notation for measures 47-48. Treble clef, key signature of one sharp (F#). Measure 47 starts with a slurred eighth-note pattern. Measure 48 continues with a similar pattern, ending with a double bar line. Fingering numbers are provided below the staff. Dynamics include *sl.* and *p*. A *full* dynamic marking is present in measure 48.

TAB: 7 9 7 9 9 11 10-12 11 10-12 | 10-12 10 12 12 (full) (12) 10-12 10 12

Musical notation for measures 49-50. Treble clef, key signature of one sharp (F#). Measure 49 continues the eighth-note pattern. Measure 50 ends with a double bar line. Fingering numbers are provided below the staff. Dynamics include *sl.* and *p*. A *full* dynamic marking is present in measure 50.

TAB: 7 9 7 9 9 11 10-12 11 10-12 | 10-12 10 12 12 (full) (12) 10-12 12 12

Musical notation for measures 51-52. Treble clef, key signature of one sharp (F#). Measure 51 features a slurred eighth-note pattern. Measure 52 continues with a similar pattern, ending with a double bar line. Fingering numbers are provided below the staff. Dynamics include *p* and *full*.

TAB: 15 (15) 12 14 12 12 12-14 14 12 14 | 15 (15) 12 14 12 12-14 14

Musical notation for measures 53-55. Treble clef, key signature of one sharp (F#). Measure 53 features a slurred eighth-note pattern. Measure 54 continues with a similar pattern. Measure 55 ends with a double bar line. Fingering numbers are provided below the staff. Dynamics include *full*, *p*, and *sl.*

TAB: 15 (15) 12 14 12 (12) 12 14 14 12 14 | 12 12 14 14 12 12 14 14 12 14 14 12 12

Musical notation for measures 56-60. Treble clef, key signature of one sharp (F#). Measures 56-60 are mostly rests. Measure 61 features a half-note chord. Fingering numbers are provided below the staff. Dynamics include *H*.

TAB: | | | | | | 7 9 9 7 7 9 9 7 7

Musical notation for measures 62-64. Treble clef, key signature of one sharp (F#). Measure 62 features a half-note chord. Measure 63 continues with a similar pattern. Measure 64 ends with a double bar line. Fingering numbers are provided below the staff. Dynamics include *H*, *sl.*, and *full*.

TAB: 7 9 9 7 X X 9 7 5 7 | 7 9 9 7 7 7 9 9 7 7 | 7 9 9 7 X X 7 (full) 5

Musical notation for measures 65-73. Treble clef, key signature of one sharp (F#), 4/4 time signature. The staff shows rests for measures 65 through 73. Below the staff are two empty lines labeled 'T' and 'B' for guitar tablature.

Musical notation for measures 74-80. Treble clef, key signature of one sharp (F#), 4/4 time signature. Measures 74-78 contain rests. Measure 79 has a melodic line with a wavy line above it. Measure 80 has a melodic line with a wavy line above it and a half-note bend (1/2) leading to a 5th fret note. Below the staff are two lines of guitar tablature: measures 74-78 are empty; measure 79 has '4 7'; measure 80 has '7 7 7 4 7' and '7 7 7' with a bend arrow from 7 to 5.

Musical notation for measures 81-83. Treble clef, key signature of one sharp (F#), 4/4 time signature. Measures 81-83 feature a rhythmic pattern of eighth notes with accents (H) and slurs. Measure 82 includes a slide (sl.) and a wavy line. Below the staff are two lines of guitar tablature: measure 81 has '7 9 9 8 7 7 9 7 7 7'; measure 82 has '7 9 9 8 7 X 9 7 5 7'; measure 83 has '7 9 9 8 7 7 9 9 7 7'. Accents (H) and a slide (sl.) are indicated above the tablature.

Musical notation for measure 84. Treble clef, key signature of one sharp (F#), 4/4 time signature. Measure 84 features a rhythmic pattern with an accent (H) and a wavy line. The measure ends with a repeat sign and '4x'. Below the staff are two lines of guitar tablature: measure 84 has '7 9 9 8 7 X 7 5 7'. An accent (H) and a 'full' bend arrow are indicated above the tablature.

Every Hungry Woman

1969

Allman Brothers Band

Slagitaar

Standard tuning

♩ = 96

Musical notation for measures 1-9. The staff shows a treble clef, a key signature of one sharp (F#), and a 4/4 time signature. The notes are whole rests for all measures. Below the staff are two empty lines labeled 'T' and 'B' for guitar tablature.

Musical notation for measures 10-13. Measure 10 is a whole rest. Measure 11 starts with a 3/4 time signature change. The notation includes eighth notes, chords, and a 'y' (yank) symbol. Below the staff is a guitar tablature line with fret numbers (9, 7, 0) and 'X' marks.

Musical notation for measures 14-16. Measure 14 continues the 3/4 time signature. Measure 15 has a double bar line with repeat dots. The notation includes eighth notes, chords, and a 'y' symbol. Below the staff is a guitar tablature line with fret numbers (9, 7, 0, 5, 7) and 'X' marks.

Musical notation for measures 17-19. Measure 17 continues the 3/4 time signature. Measure 18 has a double bar line with repeat dots. The notation includes eighth notes, chords, and a 'y' symbol. Below the staff is a guitar tablature line with fret numbers (9, 7, 0, 5, 7) and 'X' marks.

Musical notation for measures 20-22. Measure 20 continues the 3/4 time signature. Measure 21 has a double bar line with repeat dots. The notation includes eighth notes, chords, and a 'y' symbol. Below the staff is a guitar tablature line with fret numbers (9, 7, 0, 5, 3) and 'X' marks.

Musical notation for measures 23-26. Measure 23 continues the 3/4 time signature. Measure 24 has a double bar line with repeat dots. Measure 25 has a 4/4 time signature change. The notation includes eighth notes, chords, and a 'y' symbol. Below the staff is a guitar tablature line with fret numbers (7, 5, 7, 5, 9, 0) and 'X' marks.

1.

TAB 4 4 4 4 4 4 4 4 | 5 5 5 5 | 2 3 4 4 | 5 5 5 5 | 2 3 4 4 | 5 5 5 5

2.

TAB | | | | | | | 9 9 X 9 9 9 9 | 7 7 0 7 7 7 7 | 0 0 X 0 0 0 0

TAB 9 9 9 9 | 5 7 | 9 9 9 9 9 9 9 | 9 X 9 9 9 5 7 | 7 7 7 7 7 7 7 | 0 X 0 0 0 3 5

TAB 9 9 X 9 9 9 | 9 9 9 9 5 7 | 9 9 9 9 9 9 9 | 9 9 9 9 9 9 9 | 7 7 7 7 7 7 7 | 0 X 0 0 0 3 5

TAB 9 X 9 9 9 | 9 9 X 9 9 9 5 7 | 9 9 X 9 9 9 9 9 | 9 9 9 9 9 9 9 | 7 7 7 7 7 7 7 | 0 X 0 0 0 3 5

TAB 9 9 9 9 9 9 | 9 X 9 9 9 5 7 | 9 9 X 9 9 9 9 9 | 9 9 X 9 9 9 9 9 | 7 7 7 7 7 7 7 | 0 X 0 0 0 3 5

TAB 9 9 9 9 | 5 7 | 9 9 9 9 9 9 | 9 X 9 9 9 5 7 | 7 7 7 7 7 7 7 | 0 X 0 0 0 3 5

Musical notation for measures 55-58. Treble clef, key signature of one sharp (F#). Measure 55: quarter notes G4, B4, D5. Measure 56: quarter notes G4, B4, D5. Measure 57: quarter notes G4, B4, D5. Measure 58: quarter notes G4, B4, D5. Tablature below shows fret numbers for each string (T, A, B).

Musical notation for measures 59-64. Treble clef, key signature of one sharp (F#). Measure 59: quarter notes G4, B4, D5. Measure 60: quarter notes G4, B4, D5. Measure 61: whole rest. Measure 62: whole rest. Measure 63: whole rest. Measure 64: quarter note G4. Tablature below shows fret numbers for each string.

Musical notation for measures 65-67. Treble clef, key signature of one sharp (F#), 4/4 time signature. Measure 65: quarter notes G4, B4, D5. Measure 66: quarter notes G4, B4, D5. Measure 67: quarter notes G4, B4, D5. Tablature below shows fret numbers and 'X' marks for mutes.

Musical notation for measures 68-70. Treble clef, key signature of one sharp (F#). Measure 68: quarter notes G4, B4, D5. Measure 69: quarter notes G4, B4, D5. Measure 70: quarter notes G4, B4, D5. Tablature below shows fret numbers and 'X' marks for mutes.

Musical notation for measures 71-74. Treble clef, key signature of one sharp (F#). Measure 71: quarter notes G4, B4, D5. Measure 72: quarter notes G4, B4, D5. Measure 73: quarter notes G4, B4, D5. Measure 74: quarter notes G4, B4, D5. Tablature below shows fret numbers and 'X' marks for mutes.

Musical notation for measures 75-78. Treble clef, key signature of one sharp (F#). Measure 75: quarter notes G4, B4, D5. Measure 76: quarter notes G4, B4, D5. Measure 77: quarter notes G4, B4, D5. Measure 78: quarter notes G4, B4, D5. Tablature below shows fret numbers and 'X' marks for mutes.

Musical notation for measures 79-84. Treble clef, key signature of one sharp (F#). Measure 79: whole rest. Measure 80: whole rest. Measure 81: repeat sign. Measure 82: whole rest. Measure 83: whole rest. Measure 84: whole rest. Tablature below shows whole rests and a 4x multiplier.

Firing Line

2003
Allman Brothers Band
Slagitaar

Standard tuning

♩ = 95

Intro

Measures 1-3 of the Intro. The guitar part features a melodic line in the treble clef and a bass line in the bass clef. Measure 1 starts with a quarter rest followed by a quarter note G4, then a quarter note F#4, and a quarter note E4. Measure 2 has a quarter note D4, a quarter note C4, and a quarter note B3. Measure 3 has a quarter note A3, a quarter note G3, and a quarter note F3. The bass line consists of a series of octaves and triplets.

Measures 4-6 of the Intro. Measure 4 continues the melodic line with a quarter note E4, a quarter note D4, and a quarter note C4. Measure 5 has a quarter note B3, a quarter note A3, and a quarter note G3. Measure 6 has a quarter note F3, a quarter note E3, and a quarter note D3. The bass line continues with octaves and triplets.

Verse 1:

Measures 7-9 of Verse 1. Measure 7 has a quarter note C4, a quarter note B3, and a quarter note A3. Measure 8 has a quarter note G3, a quarter note F3, and a quarter note E3. Measure 9 has a quarter note D3, a quarter note C3, and a quarter note B2. The bass line features a complex pattern of octaves and triplets.

Measures 10-12 of Verse 1. Measure 10 has a quarter note A3, a quarter note G3, and a quarter note F3. Measure 11 has a quarter note E3, a quarter note D3, and a quarter note C3. Measure 12 has a quarter note B2, a quarter note A2, and a quarter note G2. The bass line continues with octaves and triplets.

Musical notation for measures 13-15. Treble clef, key signature of one sharp (F#). Measure 13: P, P, P, P, P, P, P, P. Measure 14: P, P, P, P, P, P, P, P. Measure 15: H P P, P, P, P, P, P, P. Includes a triplet of eighth notes in measure 15.

TAB: 0 5 7 5 7 7 5 7 5 7 7 | 5 7 5 7 7 5 0 2 0 | 5 2 0 0 0 2 3 0

Musical notation for measures 16-18. Measure 16: P, P, P, P, P, P, P, P. Measure 17: P, P, P, P, P, P, P, P. Measure 18: sl., sl., sl., sl., sl., sl., sl., sl. Includes a slide in measure 18.

TAB: 5 2 0 0 2 3 | 7 7 7 7 7 7 7 7 | 6 6 6 5 5 5 6 6

Musical notation for measures 19-21. Measure 19: P, P, P, P, P, P, P, P. Measure 20: H P, P, P, P, P, P, P, P. Measure 21: A7 chord, P, P, P, P, P, P, P, P. Includes an A7 chord diagram.

TAB: 0 5 2 0 0 0 2 3 | 0 5 2 0 5 2 0 5 | 2 0 0 0 2 0 0 0

Musical notation for measures 22-24. Measure 22: C7 chord, P, P, P, P, P, P, P, P. Measure 23: Slide Lick Here!! P, P, P, P, P, P, P, P. Measure 24: P, P, P, P, P, P, P, P. Includes a C7 chord diagram.

TAB: 2 3 3 3 3 3 3 3 | 0 5 7 5 5 7 0 5 | 5 7 5 7 7 5 7 7

Musical notation for measures 25-27. Measure 25: D chord, P, P, P, P, P, P, P, P. Measure 26: A chord, P, P, P, P, P, P, P, P. Measure 27: P, P, P, P, P, P, P, P. Includes D and A chord diagrams.

TAB: 2 3 2 3 2 3 2 3 | 0 0 0 0 0 0 0 0 | 2 2 2 2 2 3 0 0

Verse 2:

The score consists of five systems of music, each with a treble clef staff for the melody and a bass clef staff for the bass line. Measure numbers 28 through 42 are indicated. The key signature is one sharp (F#) and the time signature is 7/8. The bass line includes various fret numbers (e.g., 5, 2, 0, 3, 7) and technique markings such as P, H, and sl. The melody line includes notes, rests, and slurs. A 1/4 note pickup is shown at the beginning of measures 28, 31, 34, and 37.

Slide Lick Here!

TAB

TAB

Slide Solo:

2:01

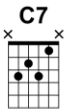
TAB

TAB

TAB

TAB

Bridge



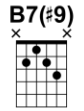
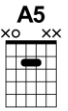
Musical notation for measures 61-63. Measure 61 has a treble clef, key signature of one sharp (F#), and a 4/4 time signature. The melody consists of eighth and quarter notes. The bass line features a steady eighth-note pattern. Measure 62 continues the eighth-note bass line. Measure 63 shows a melodic phrase in the treble clef.

T	1	1	1	1	1	1	1	1	1	1	1	1	1	1	1	1	1	1	1	1	1	1
A	3	3	3	3	3	3	3	3	3	3	3	3	3	3	3	3	3	3	3	3	3	3
B	2	2	2	2	2	2	2	2	2	2	2	2	2	2	2	2	2	2	2	2	2	2
B	3	3	3	3	3	3	3	3	3	3	3	3	3	3	3	3	3	3	3	3	3	3



Musical notation for measures 64-66. Measure 64 features a melodic phrase with a slur and a triplet of eighth notes. Measure 65 continues with eighth-note patterns. Measure 66 shows a melodic phrase with a slur. The bass line includes a triplet of eighth notes and a 11-10-8 triplet.

T	1	1	1	1	1	1	1	1	1	1	1	1	1	1	1	1	1	1	1	1	1	1
A	3	3	3	3	3	3	3	3	3	3	3	3	3	3	3	3	3	3	3	3	3	3
B	2	2	2	2	2	2	2	2	2	2	2	2	2	2	2	2	2	2	2	2	2	2
B	3	3	3	3	3	3	3	3	3	3	3	3	3	3	3	3	3	3	3	3	3	3



Musical notation for measures 67-69. Measure 67 features a melodic phrase with a slur. Measure 68 shows a melodic phrase with a slur. Measure 69 features a melodic phrase with a slur. The bass line includes a triplet of eighth notes and a 3-0 triplet.

T	2	2	2	2	2	2	2	2	2	2	2	2	2	2	2	2	2	2	2	2	2	2
A	0	0	0	0	0	0	0	0	0	0	0	0	0	0	0	0	0	0	0	0	0	0
B	0	0	0	0	0	0	0	0	0	0	0	0	0	0	0	0	0	0	0	0	0	0
B	0	0	0	0	0	0	0	0	0	0	0	0	0	0	0	0	0	0	0	0	0	0

Musical notation for measures 70-72. Measure 70 features a melodic phrase with a slur. Measure 71 shows a melodic phrase with a slur. Measure 72 features a melodic phrase with a slur. The bass line includes a triplet of eighth notes and a 12-12-12-12 triplet.

T	2	2	2	2	2	2	2	2	2	2	2	2	2	2	2	2	2	2	2	2	2	2
A	0	0	0	0	0	0	0	0	0	0	0	0	0	0	0	0	0	0	0	0	0	0
B	0	0	0	0	0	0	0	0	0	0	0	0	0	0	0	0	0	0	0	0	0	0
B	0	0	0	0	0	0	0	0	0	0	0	0	0	0	0	0	0	0	0	0	0	0

Verse 3:

Musical notation for measures 73-75. Measure 73 features a melodic phrase with a slur. Measure 74 shows a melodic phrase with a slur. Measure 75 features a melodic phrase with a slur. The bass line includes a triplet of eighth notes and a 5-2-0 triplet.

T	0	5	7	5	7	7	5	7	5	7	7	5	7	5	7	7	5	0	2	0	5	2	0	0	0	2	3	0
A	0	5	7	5	7	7	5	7	5	7	7	5	7	5	7	7	5	0	2	0	5	2	0	0	0	2	3	0
B	0	5	7	5	7	7	5	7	5	7	7	5	7	5	7	7	5	0	2	0	5	2	0	0	0	2	3	0
B	0	5	7	5	7	7	5	7	5	7	7	5	7	5	7	7	5	0	2	0	5	2	0	0	0	2	3	0

Musical notation for measures 76-78. Treble clef, key signature of one sharp (F#). Measure 76 starts with a 7/8 time signature. The notation includes a guitar tablature line with fret numbers and a string number (TAB). Above the staff are dynamics and articulation markings: *P* (piano), *H* (hammer-on), *P* (piano), and a triplet of notes with a *P* marking.

Musical notation for measures 79-81. Measure 79 continues the 7/8 time signature. Measure 81 includes a *sl.* (slide) marking. The guitar tablature and dynamics/articulation markings (*H*, *P*, *sl.*) are consistent with the previous system.

Musical notation for measures 82-84. Measure 82 is marked with a key signature change to two sharps (F#, C#). Measure 84 includes a *Slide Lick Here:* annotation. The guitar tablature and dynamics/articulation markings (*H*, *P*) are present.

Musical notation for measures 85-87. Measure 85 features a complex chord structure with multiple notes per string. Measure 87 includes a 7/8 time signature. The guitar tablature is highly detailed, showing specific string and fret numbers for each note.

Musical notation for measures 88-90. Measure 88 is marked with a key signature change to two sharps (F#, C#). Above the staff are chord diagrams for D major (xx0232), A major (x02270), and G major (x00032). Measure 90 includes a *sl.* (slide) marking. The guitar tablature and dynamics/articulation markings (*H*, *P*, *sl.*) are present.

Musical notation for measures 91-93. Treble clef, key signature of one sharp (F#). Measures 91-93 contain eighth-note patterns with accents. The guitar tablature below shows fingerings: 0 5 7 5 7 7 5 7 5 7 7 | 5 7 5 7 0 2 0 3 | 0 5 7 5 7 7 5 7 5 7 7.

Slide Solo:

Musical notation for measures 94-96. Measure 94 has eighth notes with accents. Measure 95 is a whole rest. Measure 96 is a whole rest. The guitar tablature for measure 94 is: 5 7 5 7 7 0 2 0 3.

Musical notation for measures 97-108. The staff is empty, indicating a section of silence or a placeholder for a solo.

Musical notation for measures 109-111. Measure 109 has eighth notes with accents. Measure 110 has a slide (sl.) over a note. Measure 111 has eighth notes with accents. The guitar tablature for measure 109 is: 4 6 7 5 7. Measure 110: (7) 8 5 7 9 10. Measure 111: 7 7 7 7 7 7.

Musical notation for measures 112-114. Measure 112 has eighth notes with accents. Measure 113 has a slide (sl.) over a note. Measure 114 has eighth notes with accents. The guitar tablature for measure 112 is: 6 6 6 5 5 5. Measure 113: X X X X 7 5 7 X X X X 7 5 7. Measure 114: X X X X 7 5 7 X X X X 2 0 3.

Musical notation for measures 115-117. Measure 115 has eighth notes with accents. Measure 116 has a slide (sl.) over a note. Measure 117 has eighth notes with accents. The guitar tablature for measure 115 is: 7 7 7 7 7 7. Measure 116: 6 6 6 5 5 5. Measure 117: 4 6 7 5 7.

Musical notation for measures 118-120. Measure 118 features a melodic line with notes G4, A4, B4, C5, B4, A4, G4. Measure 119 features a chordal accompaniment with notes G4, A4, B4, C5, B4, A4, G4. Measure 120 features a melodic line with notes G4, A4, B4, C5, B4, A4, G4.

TAB: (7) 8 5 7 9 10 | 7 7 7 7 7 7 | 6 6 6 5 5 5

A: 6 6 6 5 5 5 | 7 7 7 7 7 7 | 5 5 5 6 5 5

B: 5 5 5 5 5 5 | 5 5 5 5 5 5 | 5 5 5 5 5 5

Musical notation for measures 121-123. Measure 121 features a melodic line with notes G4, A4, B4, C5, B4, A4, G4. Measure 122 features a melodic line with notes G4, A4, B4, C5, B4, A4, G4. Measure 123 features a chordal accompaniment with notes G4, A4, B4, C5, B4, A4, G4.

TAB: 0 5 7 5 7 7 | 5 7 5 7 7 | 5 7 5 7 0 2 0

A: P P P P | P P P P | 7 7 7 7 7 7

B: 5 5 7 5 7 7 | 5 7 5 7 7 | 5 5 7 5 7 5

Musical notation for measures 124-126. Measure 124 features a chordal accompaniment with notes G4, A4, B4, C5, B4, A4, G4. Measure 125 features a melodic line with notes G4, A4, B4, C5, B4, A4, G4. Measure 126 features a melodic line with notes G4, A4, B4, C5, B4, A4, G4.

TAB: 6 6 6 5 5 5 | 4 4 4 | 4 6 7 5 7 | (7) 8 5 7 9 10

A: 6 6 6 5 5 5 | 4 4 4 | 4 6 7 5 7 | (7) 8 5 7 9 10

B: 5 5 5 5 5 5 | 5 5 5 | 5 5 5 5 5 | 5 5 5 5 5

Firing Line

2003
Allman Brothers Band
Slide gitaar

Open E
③ = G#
④ = E
⑤ = B

♩ = 95

Intro

Verse 1:

Verse 2:

Musical notation for measures 32-35. Treble clef, key signature of one sharp (F#). Measure 35 includes a slide (sl.) and a wavy line. The guitar tablature below shows a slide from fret 6 to fret 8 in measure 35.

Musical notation for measures 36-39. Measures 36-37 feature slides (sl.) and wavy lines. Measure 38 has a key signature change to two sharps (F# and C#). The guitar tablature shows fret numbers: (8) (8) 11/13\11\8 - (8) for measure 36; 12 12 12 12 12 for measure 37; 11 11 11 10 10 10 for measure 38; and 9 9 8 8 for measure 39.

Musical notation for measures 40-43. Measure 40 includes a slide (sl.) and a wavy line. Measure 41 has a wavy line and a slide (sl.). Measure 42 has a wavy line and a slide (sl.). Measure 43 has a wavy line and a slide (sl.). The guitar tablature shows: 8\7\5 12 (12) 8 (8)\ for measure 40; 8 8 8 8 for measure 41; 8 8 8 8 8 8 for measure 42; and /10 (10)/12 /10 11\10 11\8 for measure 43.

Musical notation for measures 44-47. Measure 44 has a wavy line. Measure 45 has a wavy line. Measure 46 has a wavy line and a slide (sl.). Measure 47 has a wavy line and a slide (sl.). The guitar tablature shows: 8 8 8\ for measure 44; /10 /10 /10 /10 /10 /10 for measure 45; /5 /5 /5 /5 /5 /5 for measure 46; and 3 0 3 3 0 3 0 3 for measure 47.

Slide Solo:

Musical notation for measures 48-51. Measure 48 has a wavy line. Measure 49 has a slide (sl.) and a wavy line. Measure 50 has a slide (sl.) and a wavy line. Measure 51 has a slide (sl.) and a wavy line. The guitar tablature shows: 3 0 3 3 for measure 48; 0 3 0 3 | 5 5\3 0 3 5 (5) 3 0 for measure 49; 3\2 0 2\1 3 2\1 3\0 for measure 50; and /12 (12) 11\10 11\10 for measure 51.

Musical notation for measures 52-54. Measure 52 has a wavy line. Measure 53 has a wavy line and a slide (sl.). Measure 54 has a wavy line and a slide (sl.). The guitar tablature shows: (10)\ for measure 52; 5-7 3-5 3-5 3-5 3-5-7 6-8 8-10 0 10-12 0 12-15 0 17 0 20 0 for measure 53; and /17 /17 (17) for measure 54.

Musical notation for measures 55-58. Treble clef, key signature of one sharp (F#). Measure 55 starts with a slur over a series of eighth notes. Measure 56 has a whole note. Measure 57 has a slur over eighth notes. Measure 58 has a slur over eighth notes. The guitar tablature below shows fret numbers for each string (T, A, B) and includes techniques like slurs and bends.

Bridge

Musical notation for measures 59-61. Measure 59 has a slur over eighth notes. Measure 60 has a slur over eighth notes. Measure 61 is a whole note. The guitar tablature includes techniques like slurs, bends, and triplets.

Musical notation for measures 62-64. Measure 62 is a whole note. Measure 63 has a slur over eighth notes. Measure 64 has a slur over eighth notes. The guitar tablature includes techniques like slurs, bends, and triplets.

Musical notation for measures 65-67. Measure 65 has a slur over eighth notes. Measure 66 has a slur over eighth notes. Measure 67 has a slur over eighth notes. The guitar tablature includes techniques like slurs, bends, and triplets.

Musical notation for measures 68-70. Measure 68 has a slur over eighth notes. Measure 69 is a whole note. Measure 70 is a whole note. The guitar tablature includes techniques like slurs, bends, and triplets.

Verse 3:

Musical notation for measures 71-74. Measure 71 is a whole note. Measure 72 is a whole note. Measure 73 is a whole note. Measure 74 is a whole note. The guitar tablature is empty for these measures.

Musical notation for measures 75-77. Treble clef, key signature of one sharp (F#). Measure 75 has a whole rest. Measure 76 has a whole rest. Measure 77 has a whole rest. A slur (*sl.*) is placed over the end of measure 77. The bass staff shows a triplet of three notes on the 3rd fret.

Musical notation for measures 78-83. Measure 78 has a whole note with a slur (*sl.*). Measure 79 has a whole note with a slur (*sl.*). Measure 80 has a whole note with a slur (*sl.*). Measure 81 has a quarter note with a slur (*sl.*). Measure 82 has a quarter note with a slur (*sl.*). Measure 83 has a quarter note with a slur (*sl.*). The bass staff contains fret numbers: 5, (5), 11 10, 11 12 12 (12), 12-12, 12-12, 12-12, 12-12, 11-11, 11-10, 10-10, 3-0, 3-0, 3-0.

Musical notation for measures 84-87. Measure 84 has a quarter note with a slur (*sl.*). Measure 85 has a quarter note with a slur (*sl.*). Measure 86 has a quarter note with a slur (*sl.*). Measure 87 has a quarter note with a slur (*sl.*). The bass staff contains fret numbers: 3-0, 3-3, 3-5, 8-8, 8-8, 8-8, 8-8, 8-8, 8-8, 12-12, 12-12, 12-12, 12-12, 12-12, 12-12, 8-8.

Musical notation for measures 88-91. Measure 88 has a quarter note with a slur (*sl.*). Measure 89 has a quarter note with a slur (*sl.*). Measure 90 has a quarter note with a slur (*sl.*). Measure 91 has a quarter note with a slur (*sl.*). The bass staff contains fret numbers: 5-3, 0, 3-0, 10, 10, 10, 10, 10, 10, 5, 3, 3, 3, 3, 3, 3.

Slide Solo:

Musical notation for measures 92-95. Measure 92 has a whole rest. Measure 93 has a quarter note with a slur (*sl.*). Measure 94 has a quarter note with a slur (*sl.*). Measure 95 has a quarter note with a slur (*sl.*). The bass staff contains fret numbers: 3-5, 3-0, 13-12, 12, 15-15, 12, 13-13, 11-13, 12.

Musical notation for measures 96-99. Measure 96 has a quarter note with a slur (*sl.*). Measure 97 has a quarter note with a slur (*sl.*). Measure 98 has a quarter note with a slur (*sl.*). Measure 99 has a quarter note with a slur (*sl.*). The bass staff contains fret numbers: 11-13, 13, 11-13, 11, 12-12, 11, 13-11, 12, 17-15, 12, 15, 14-3, 11, 11-13, 13-13, 11-13, 11, 12, 11, 12, 10, 14-14, 214, 13, 12-14.

Musical notation for measures 100-102. Treble clef, key signature of one sharp (F#). Measure 100: Treble staff has a triplet of eighth notes (F#, G, A) with a 1/2 note value. Bass staff has fret numbers 14-14-12-14-12-13-14-13-11-13-12-11-12-14-11-12-10-12-11-10-8-12-12.

Musical notation for measures 103-105. Treble clef. Measure 103: Treble staff has a triplet of eighth notes (F#, G, A) with a 1/2 note value. Bass staff has fret numbers 17-17-17-15-17-17-17-15-17-17-17-15-17-17-17-15. Dynamic markings include *full* and *P*.

Musical notation for measures 106-108. Treble clef. Measure 106: Treble staff has a triplet of eighth notes (F#, G, A) with a 1/2 note value. Bass staff has fret numbers 12-12-11-10-8-8-8-12-12-12-12-12-12-11-11-11-10-10-10. Dynamic markings include *full* and *P*.

Musical notation for measures 109-111. Treble clef. Measure 109: Treble staff has a triplet of eighth notes (F#, G, A) with a 1/2 note value. Bass staff has fret numbers 8-10-7-9-10-(10)-8-10-8-10-7-12-12-12-12-12-12-10-10-10-10-10.

Musical notation for measures 112-114. Treble clef. Measure 112: Treble staff has a triplet of eighth notes (F#, G, A) with a 1/2 note value. Bass staff has fret numbers 11-11-11-10-10-10-9-9-9-8-8-8-3-5-3-0-0-0-3-5-3-0-0-0-3-5-3-0-0-3-5-3-0. Dynamic markings include *P*, *P.M.*, and *P.P.*

Musical notation for measures 115-117. Treble clef. Measure 115: Treble staff has a triplet of eighth notes (F#, G, A) with a 1/2 note value. Bass staff has fret numbers 12-12-12-12-12-12-11-11-11-10-10-10-10-10-10-10-10-10-10-10-10-10-10-11-10.

Musical notation for measures 118-120. The treble clef staff shows a melodic line with a key signature of one sharp (F#) and a common time signature. Measure 118 starts with a triplet of eighth notes (F#, G, A) and continues with a descending eighth-note scale. Measure 119 features a triplet of eighth notes (B, A, G) and a quarter note (F#). Measure 120 continues the descending eighth-note scale. The guitar tablature below shows fret numbers for each string (T, A, B) and includes dynamic markings: 'full' for measures 118 and 120, and '1/2' for measure 119. There are also 'X' marks on the strings in measure 119.

Musical notation for measures 121-123. The treble clef staff shows a melodic line with a key signature of one sharp (F#) and a common time signature. Measure 121 starts with a triplet of eighth notes (G, F#, E) and continues with a descending eighth-note scale. Measure 122 features a triplet of eighth notes (D, C, B) and a quarter note (A). Measure 123 continues the descending eighth-note scale. The guitar tablature below shows fret numbers for each string (T, A, B) and includes dynamic markings: 'P' (piano) for measures 121 and 122, 'st.' (sustained) for measure 122, and '1/4' for measure 123. There are also 'X' marks on the strings in measure 121.

Musical notation for measures 124-126. The treble clef staff shows a melodic line with a key signature of one sharp (F#) and a common time signature. Measure 124 starts with a triplet of eighth notes (A, G, F#) and continues with a descending eighth-note scale. Measure 125 features a triplet of eighth notes (E, D, C) and a quarter note (B). Measure 126 continues the descending eighth-note scale. The guitar tablature below shows fret numbers for each string (T, A, B).

Hot 'Lanta

1971

Allman Brothers Band

Elektrische gitaar 1

♩ = 106

A **B** **C**

1 2 3 4 5 6 7 8 9 10 11 12 13 14 15 16 17 18 19 20 21 22 23 24 25 26 27

TAB

5 7 (7) 10 10 13-10 10-12 5-7 5 7 8 8-10 7

6 8 5 5 7 7 7 5 7 7 7 5 7 7 7 7 8 10 5 8-5 7 5 7

Da Coda

Musical notation for measures 28-31. Measure 28 starts with a sharp sign. Measures 29, 30, and 31 contain melodic lines with various articulations. A guitar tablature line below shows fret numbers: 7, 6, 8 (with a 'full' annotation), 5, and a sequence of 7 0 7 0 7 0 5 0 7 0 7 0.

D Organ Solo

A7#9

Musical notation for measures 32-34. Measure 32 has a sharp sign. Measure 33 is a double bar line with a repeat sign. Measure 34 is a double bar line with a repeat sign. The guitar tablature shows a sequence of chords: 5 7 0 7 0 7 0 0, followed by a series of chords with fret numbers 13, 12, 11, and 12.

D7/A

Musical notation for measures 35-37. Measures 35, 36, and 37 contain chords with various articulations. The guitar tablature shows a sequence of chords with fret numbers 13, 12, 11, and 12.

A7#9

Musical notation for measures 38-40. Measures 38, 39, and 40 contain chords with various articulations. The guitar tablature shows a sequence of chords with fret numbers 13, 12, 11, and 12.

Em7

Ebm7

Dm7

1. **C#m7**

Musical notation for measures 41-44. Measure 41 has a sharp sign. Measure 42 has a sharp sign. Measure 43 has a sharp sign. Measure 44 has a sharp sign. The guitar tablature shows fret numbers: 15, 14, 10, 9.

2. **C:m7**

Musical notation for measures 45-48. Measures 45, 46, and 47 contain chords with various articulations. Measure 48 contains a melodic line. The guitar tablature shows fret numbers: 5 0 7 0 7 0 7 0 5 0 7 0 7 0, followed by a sequence of chords with fret numbers 5, 7, 0, 7, 0, 7, 0, 7, 0.

E Guitar Solo (D. Allmann)

A7#9 **D7/A**

T	5	13	13	13	13	13	13	13	13	13	13	13	13	13	13	13	13
A	7	12	12	12	12	12	12	12	12	12	12	12	12	12	12	12	12
B	0	12	12	12	12	12	12	12	12	12	12	12	12	12	12	12	12

A7#9 **D7/A** **Dm7**

T	13	13	13	13	13	13	13	13	13	13	13	13	13	13	13	13	13
A	12	12	12	12	12	12	12	12	12	12	12	12	12	12	12	12	12
B	12	12	12	12	12	12	12	12	12	12	12	12	12	12	12	12	12

C#7 **E7#9** **E7#9**

T	12	12	12	12	12	12	12	12	12	12	12	12	12	12	12	12	12
A	10	10	10	10	10	10	10	10	10	10	10	10	10	10	10	10	10
B	11	11	11	11	11	11	11	11	11	11	11	11	11	11	11	11	11

D7#9 **E7#9** **D7#9**

T	10	10	10	10	10	10	10	10	10	10	10	10	10	10	10	10	10
A	10	10	10	10	10	10	10	10	10	10	10	10	10	10	10	10	10
B	9	9	9	9	9	9	9	9	9	9	9	9	9	9	9	9	9

C#7#9 **C**

T	9	9	9	9	9	9	9	9	9	9	9	9	9	9	9	9	9
A	9	9	9	9	9	9	9	9	9	9	9	9	9	9	9	9	9
B	8	8	8	8	8	8	8	8	8	8	8	8	8	8	8	8	8

A7#9 **D7/A** **A7#9**

T	13	13	13	13	13	13	13	13	13	13	13	13	13	13	13	13	13
A	12	12	12	12	12	12	12	12	12	12	12	12	12	12	12	12	12
B	12	12	12	12	12	12	12	12	12	12	12	12	12	12	12	12	12

D7/A **Dm7**

T	13	13	13	13	13	13	13	13	13	13	13	13	13	13	13	13	13	13	13	13	13	13	13	13	13
A	11	11	11	11	11	11	11	11	10	10	10	10	10	10	10	10	10	10	10	10	10	10	10	10	10
B	12	12	12	12	12	12	12	12	12	12	12	12	12	12	12	12	12	12	12	12	12	12	12	12	12

A7#9 **D7/A** **Em7**

T	13	13	13	13	13	13	13	13	13	13	13	13	13	13	13	13	13	15	15	15	15	15	15	15	15
A	12	12	12	12	12	12	12	12	12	12	12	12	12	12	12	12	12	12	12	12	12	12	12	12	12
B	12	12	12	12	12	12	12	12	12	12	12	12	12	12	12	12	12	12	12	12	12	12	12	12	12

Ebm7 **Dm7** **C#m7**

T	14	14	14	14	14	14	14	14	10	10	10	10	10	10	9	9	9	9	9	9	9	9	9	9	9
A	11	11	11	11	11	11	11	11	10	10	10	10	10	10	9	9	9	9	9	9	9	9	9	9	9
B	11	11	11	11	11	11	11	11	10	10	10	10	10	10	9	9	9	9	9	9	9	9	9	9	9

[F] Guitar Solo (D. Betts)

A7#9

T	5	7	7	7	5	7	7	7	5	7	7	7	7	(7) \	5	7	4	5	7	4	5	7	4	5
A	0	0	0	0	0	0	0	0	0	0	0	0	0	0	0	0	0	0	0	0	0	0	0	0
B	0	0	0	0	0	0	0	0	0	0	0	0	0	0	0	0	0	0	0	0	0	0	0	0

D7/A

T	4	5	7	5	7	8	7	8	10	7	8	7	8	10	7	8	10
A																	
B																	

A7#9 **Em7** **Ebm7**

T	8	/10	10	8	10	/9	8	7	8	10	12	15	12	12
A														
B														

G Drum Solo
D.S. al Coda

108 109 110 111

112 113 114 115 116 117 118 119 120 121 122 123

124 125 126 127 128

129 130 131 132 133

134 135 136 137 138

139 140

Hot 'Lanta

1971

Allman Brothers Band

Elektrische gitaar 2

♩ = 106

A

B

C

Musical notation for measures 1-7. Treble clef, 6/8 time. Measure 1 has a repeat sign. Bass clef shows fret numbers: 5, 5-8-5, 7-5-7, 5-7.

Musical notation for measures 8-14. Treble clef, 6/8 time. Bass clef shows fret numbers: 5-7, 10, 10-10, 12-10-12, 5-7, 5-7, 5-5-7, 4.

C

Musical notation for measures 15-20. Treble clef, 6/8 time. Bass clef shows fret numbers: 7-9, 6, 5-7-7-7-5-7-7-7, 5-7-7-7-7, 12, 12-15-12, 12-14.

Da Coda

Musical notation for measures 21-27. Treble clef, 6/8 time. Bass clef shows fret numbers: 12-14, 12-14, 17, 17-20-17, X-17-19, 17-19, 17-19, 5-5-7.

Musical notation for measures 28-32. Treble clef, 6/8 time. Bass clef shows fret numbers: 4, 3-5, 2, 5-7-7-7-5-7-7-7, 5-7-7-7-7.

Organ Solo

A7#9

T	13	13	13	13	13	13	13	13	13	13	13	13	13	13	13	13	13	13	13	13	13	13	13	13
A	12	12	12	12	12	12	12	12	12	12	12	12	12	12	12	12	12	12	12	12	12	12	12	12
B	11	11	11	11	11	11	11	11	11	11	11	11	11	11	11	11	11	11	11	11	11	11	11	11

D7/A

T	13	13	13	13	13	13	13	13	13	13	13	13	13	13	13	13	13	13	13	13	13	13	13	13
A	12	12	12	12	12	12	12	12	12	12	12	12	12	12	12	12	12	12	12	12	12	12	12	12
B	11	11	11	11	11	11	11	11	11	11	11	11	11	11	11	11	11	11	11	11	11	11	11	11

A7#9

Em7

T	13	13	13	13	13	13	13	13	13	13	13	13	13	13	13	13	12	12	12	12	12	12	12	12
A	12	12	12	12	12	12	12	12	12	12	12	12	12	12	12	12	12	12	12	12	12	12	12	12
B	12	12	12	12	12	12	12	12	12	12	12	12	12	12	12	12	12	12	12	12	12	12	12	12

Em7

Dm7

1.

C#m7

T	11	14	11	11	X	10	10	10	10	X	9	9	9	X
A	11	11	11	X	X	10	10	10	10	X	9	9	9	X
B	11	11	11	X	X	10	10	10	10	X	9	9	9	X

2.

C#m7

T	5	7	7	7	5	7	7	7	5	7	7	7	7	9	9	(9)
A	0	0	0	0	0	0	0	0	0	0	0	0	0	9	9	(9)
B	0	0	0	0	0	0	0	0	0	0	0	0	0	9	9	(9)

Guitar Solo (D. Allmann)

A7#9

T	5	7	7	7	5	7	7	7	5	7	7	7	7	8	10	10	10	8	8	10	10	10	8	9
A	0	0	0	0	0	0	0	0	0	0	0	0	0	4	9	8	8	10	10	10	8	9		
B	0	0	0	0	0	0	0	0	0	0	0	0	0	8	10	10	10	8	8	10	10	10	8	9

D7/A **A7#9** **D7/A**

Dm7 **C#7** **E7#9**

E#7#9 **D7#9** **E#7#9**

D7#9 **C#7#9** **C**

A7#9

D7/A **A7#9**

65 66

TAB: 15 15 13 14 15 13 15 15 15 15 15 13 15 13 14 13 15 15 13 14 13 15 15

D7/A **Dm7**

67 68

TAB: 15 15 15 13 14 12 14 14 13 13 15 14 13 15 14 13 13

A7#9

8va

69 70

TAB: 15 13 13 13 15 15 13 14 13 13 13 15 15 15 15 15 15 15

D7/A **Em7**

8va

71 72

TAB: 15 13 15 13 14 13 7 17 17 20 17 17 20 17 17 20 17 17 20 17 17 20 17 17

Ebm7 **Dm7** **C#m7**

8va

73 74

TAB: 20 17 17 20 17 17 20 17 17 20 17 17 20 17 17 20 17 20 20 20 17 20 17 17 20

75 76 77

full 1 1/4

T 20 17 19 19

A

B $\begin{matrix} 5 & 5 & 5 & 5 \\ 0 & 0 & 0 & 0 \end{matrix}$ $\begin{matrix} 7 & 7 & 7 & 7 \\ 0 & 0 & 0 & 0 \end{matrix}$ $\begin{matrix} 5 & 5 & 5 & 5 \\ 0 & 0 & 0 & 0 \end{matrix}$ (7) \

Guitar Solo (D. Betts)

A7#9

78 79 80

T 13 13 13 13 13 13 13 13 | 13 13 13 13 13 13 13 13 | 13 13 13 13 13 13 13 13

A 12 12 12 12 12 12 12 12 | 12 12 12 12 12 12 12 12 | 12 12 12 12 12 12 12 12

B 12 12 12 12 12 12 12 12 | 12 12 12 12 12 12 12 12 | 12 12 12 12 12 12 12 12

D7/A

81 82 83

T 13 13 13 13 13 13 13 13 | 13 13 13 13 13 13 13 13 | 13 13 13 13 13 13 13 13

A 12 12 12 12 12 12 12 12 | 12 12 12 12 12 12 12 12 | 12 12 12 12 12 12 12 12

B 12 12 12 12 12 12 12 12 | 12 12 12 12 12 12 12 12 | 12 12 12 12 12 12 12 12

A7#9

Em7

84 85 86

T 13 13 13 13 13 13 13 13 | 13 13 13 13 13 13 13 13 | 15

A 12 12 12 12 12 12 12 12 | 12 12 12 12 12 12 12 12 | 12

B 12 12 12 12 12 12 12 12 | 12 12 12 12 12 12 12 12 | 12

E♭m7

Dm7

C#m7

C

87 88 89 90

T 14 | 10 | 9 | 5

A 11 | 10 | 9 | 7

B 11 | 10 | 9 | 0

$\begin{matrix} 5 & 5 & 5 & 5 \\ 0 & 0 & 0 & 0 \end{matrix}$ $\begin{matrix} 7 & 7 & 7 & 7 \\ 0 & 0 & 0 & 0 \end{matrix}$ $\begin{matrix} 5 & 5 & 5 & 5 \\ 0 & 0 & 0 & 0 \end{matrix}$ $\begin{matrix} 7 & 7 & 7 & 7 \\ 0 & 0 & 0 & 0 \end{matrix}$

A7#9

91 92 93

T 5 13 13 13 13 13 13 13 | 13 13 13 13 13 13 13 13

A 5 12 12 12 12 12 12 12 | 12 12 12 12 12 12 12 12

B 0 12 12 12 12 12 12 12 | 12 12 12 12 12 12 12 12

D7/A

T	13	13	13	13	13	13	13	13	13	13	13	13	13	13	13	13	13	13	13
A	12	12	12	12	12	12	12	12	12	12	12	12	12	12	12	12	12	12	12
B	12	12	12	12	12	12	12	12	12	12	12	12	12	12	12	12	12	12	12

A7#9

T	13	13	13	13	13	13	13	13	13	13	13	13	13	13	13	13	13	13	13
A	11	11	11	11	11	11	11	11	11	11	11	11	11	11	11	11	11	11	11
B	12	12	12	12	12	12	12	12	12	12	12	12	12	12	12	12	12	12	12

Em7 Ebm7 Dm7 C#m7

T	15	14	10	9
A	12	11	10	9
B	12	11	10	9

C

T	12	10	8	10	8	(8)	(8)	5	7	8	5	5	(5)
A													
B													

Drum Solo
D.S. al Coda

T	5	7	5	7	5	7	7	8	5	12	13	12	13	12	13
A															
B															

T																			
A																			
B																			

♩ = 78
C

124 125 126

127

TAB

128 129 130 131

TAB

H

♩ = 78
C

132 133 134 135 136

TAB

A

137 138 139 140

TAB

In Memory Of Elizabeth Reed

1970

Allman Brothers Band

Elektrische gitaar 1

Standard tuning

Moderate Rock ♩ = 112

Intro-A

1 2 3 4 5

TAB

Overdriven Guitar 1st Theme-B

6 7 8 9 10

TAB

11 12 13

TAB

14 15 16 17 18

TAB

19 20 21 22 23 24

TAB

25 26 27 *sl.* 28 *sl.* 29 H

TAB 8 (8) 7 5 7 9 7 4 (4) 5 7 7 9 5 5 7 (7) 4 5

2nd Theme(2x Feel)-C

30 $\text{♩} = 102$ 31 32

TAB 4 5 7 5 7 10 13 11 10 13 11 14 11 13 10 9 8 7 9 10 10 7 10 7

33 34 35

TAB 10 9 8 7 9 10 13 12 11 10 12 13 13 10 13 12 13 12 11 10 12 13

Interlude-D

36 37 38 39

TAB 10 9 8 7 9 10 10 7 10 7 10 9 8 7 9 10 4 5 4 5 7 5 4 5 4 5 4 5

40 41 42

TAB 4 5 4 5 7 5 4 5 4 5 4 5 5 3 7 5 4 4 5 8 7 6 7

1st Gtr. Solo-Dickey-E
Electric Guitar (clean)

43 44 45

TAB 7 X X 7 7 7 7 5 5 5 7 X X 7 7 7 7 7 7 7 7 X X 7 7 7 7 5 5 5 8 X X 8 8 7 7 7 7 7 7 8 X X 8 8 7 7 5 5 5 9 X X 9 9 7 7 7 7 7 7 9 X X 9 9 7 7 5 5 5

46

49

52

55

58

61

64 65 66

67 68 69

70 71 72

73 74 75

76 77 78

79 80 81

Musical notation for measures 82-84. Treble clef, standard notation with accents and slurs. Tablature below shows fret numbers and string indicators (X for muted).

82 83 84

TAB

Musical notation for measures 85-87. Treble clef, standard notation. Measure 87 includes a wavy line indicating distortion. Tablature below shows fret numbers and string indicators.

85 86 87

Distortion Guitar

TAB

Organ Solo-F
Electric Guitar (clean)

Musical notation for measures 88-90. Treble clef, standard notation. Tablature below shows fret numbers and string indicators.

88 89 90

TAB

Musical notation for measures 91-93. Treble clef, standard notation. Tablature below shows fret numbers and string indicators.

91 92 93

TAB

Musical notation for measures 94-96. Treble clef, standard notation. Tablature below shows fret numbers and string indicators.

94 95 96

TAB

Musical notation for measures 97-99. Treble clef, standard notation. Tablature below shows fret numbers and string indicators.

97 98 99

TAB

Musical notation for measures 100-102. Treble clef, standard notation. Tablature below shows fret numbers and string indicators.

100 101 102

TAB

103 104 105

TAB

106 107 108

TAB

109 110 111

TAB

Distortion Guitar

112 113 114 115

TAB

2nd Gtr. Solo (Duane)

116 117 118

TAB

119 120

TAB

121

full full full full P

TAB (7) 7 7 7 7 7 5 7 5 (5) 7 5 7 $1\frac{1}{2}$

122

full P

TAB (7) 5 7 (7) 5 7 (7) 7 5 7 full

123

full full full full full P P

TAB (7) 5 7 5 7 5 7 (7) (7) 5 7 5

124

P P full $1\frac{1}{2}$

TAB P P 7 5 7 5 7 5 5 (5) 7 7 5 7 (7) 5 7 $1\frac{1}{2}$ 5 7 5 7

126

full $1\frac{1}{2}$ sl. P

TAB full $1\frac{1}{2}$ sl. P 7 9 (9) 7 5 7 5 5 5 5 5

127

P P P P full $\frac{3}{4}$ full

TAB P P P P full $\frac{3}{4}$ full 8 5 5 8 5 5 8 5 5 8 5 5 8 8 5 8

128

full

TAB full 8 8 5 7 (7) 9 7

129

P P P P

TAB P P P P 10 7 10 7 10 7 10 7 8 7 7 (7) 7

Musical notation for measures 130-131. The top staff shows a melodic line with accents (P) and slurs. The bottom staff shows the guitar tablature with fret numbers and a 'full' dynamic marking at the end.

Musical notation for measures 132-134. Includes slurs (sl), accents (P), and a half-note (1/2) marking. The bottom staff shows the guitar tablature with various fret numbers and an 'X' for a muted note.

Musical notation for measures 135-138. The top staff shows a melodic line with slurs. The bottom staff shows the guitar tablature with fret numbers.

Musical notation for measures 139-141. The top staff shows a melodic line with slurs. The bottom staff shows the guitar tablature with fret numbers and an 'X' for a muted note.

Musical notation for measures 142-143. Includes accents (P) and slurs. The bottom staff shows the guitar tablature with fret numbers, an 'X' for a muted note, and a 'full' dynamic marking.

Musical notation for measures 144-146. Includes accents (P) and slurs. The bottom staff shows the guitar tablature with fret numbers, an 'X' for a muted note, and a 'full' dynamic marking.

Musical notation for measures 147-148. The system includes a treble clef staff and a TAB staff. Measure 147 features a quarter note with a pickup, followed by a phrase with dynamics 'P' and 'sl'. Measure 148 continues with similar dynamics. TAB numbers include (8), 10, 8, 10, 8, 9, 7, 7, (7), 2, / 9, 8, 8, 10, 8, 10, 8, 8, 10, 8, 8, 8.

Musical notation for measures 149-150. Measure 149 continues the previous phrase. Measure 150 features a series of sixteenth notes with dynamics 'P'. TAB numbers include (8), 10, 8, 10, 8, 9, 7, (7), 4, 0, 0, (12), 0, 15-12, 15-12, 15-12, 15-12, 15-12, 15-12, 15-12, 15-12, 15-12.

Musical notation for measures 151-152. Measure 151 features a series of sixteenth notes with dynamics 'P'. Measure 152 features a series of sixteenth notes with dynamics 'P'. TAB numbers include 15-12, 15-12, 15-12, 15-12, 15-12, 15-12, 15-12, 15-12, 15-12, 15-12, 15, 15-12, 15, 15-12, 15, 15-12, 15, 15-12, 15, 15-12, 15, 15-12, 15, 15-12, 15, 15-12, 15, 15-12, 15, 15-12, 15.

Musical notation for measures 153-155. Measure 153 features a series of sixteenth notes with dynamics 'P'. Measure 154 features a series of sixteenth notes with dynamics 'full'. Measure 155 features a series of sixteenth notes with dynamics 'full'. TAB numbers include 15-12, 15-12, 15-12, 15-12, 15-12, 15-12, 15, full, 15, full, 15, 15, 7, 4, 5, 7, 4, (4), 5, 7, 4, 5, 7, 5, (5).

Drum Solo-H

Musical notation for measures 156-160. Measures 156-157 feature a series of sixteenth notes with dynamics 'full'. Measures 158-160 feature rests with stems. TAB numbers include 7, 4, 5, 7, 4, (4), 5, 7, 4, 5, 7, 7, 4, 5, 7, 4, 5, 7.

Musical notation for measures 161-165. Measures 161-165 feature rests with stems. TAB staff is empty.

2nd Theme-C

Musical notation for measures 166-168. Measure 166: Treble clef, quarter notes G4, A4, B4, C5, quarter notes B4, A4, G4, quarter notes F4, E4, D4. Fingering: 10, 9, 8, 7, 9, 10, 10, 7, 10, 7. Measure 167: Treble clef, quarter notes G4, A4, B4, C5, quarter notes B4, A4, G4, quarter notes F4, E4, D4. Fingering: 10, 9, 8, 7, 9, 10. Measure 168: Treble clef, quarter notes G4, A4, B4, C5, quarter notes B4, A4, G4, quarter notes F4, E4, D4. Fingering: 13, 12, 11, 10, 12, 13, 13, 10, 13, 12. Includes a triplet of eighth notes in measure 168.

Musical notation for measures 169-171. Measure 169: Treble clef, quarter notes G4, A4, B4, C5, quarter notes B4, A4, G4, quarter notes F4, E4, D4. Fingering: 13, 12, 11, 10, 12, 13. Measure 170: Treble clef, quarter notes G4, A4, B4, C5, quarter notes B4, A4, G4, quarter notes F4, E4, D4. Fingering: 10, 9, 8, 7, 9, 10, 10, 7, 10, 7. Measure 171: Treble clef, quarter notes G4, A4, B4, C5, quarter notes B4, A4, G4, quarter notes F4, E4, D4. Fingering: 10, 9, 8, 7, 9, 10.

Musical notation for measures 172-175. Measure 172: Treble clef, quarter notes G4, A4, B4, C5, quarter notes B4, A4, G4, quarter notes F4, E4, D4. Fingering: 12, 13, 12, 13, 15, 13. Measure 173: Treble clef, quarter notes G4, A4, B4, C5, quarter notes B4, A4, G4, quarter notes F4, E4, D4. Fingering: 12, 13, 12, 13, 13, 14. Measure 174: Treble clef, quarter notes G4, A4, B4, C5, quarter notes B4, A4, G4, quarter notes F4, E4, D4. Fingering: 12, 13, 12, 13, 15, 13. Measure 175: Treble clef, quarter notes G4, A4, B4, C5, quarter notes B4, A4, G4, quarter notes F4, E4, D4. Fingering: 12, 13, 12, 13, 13, 14.

Musical notation for measure 176. Treble clef, quarter notes G4, A4, B4, C5, quarter notes B4, A4, G4, quarter notes F4, E4, D4. Fingering: 9, 8, 7, 8, 10.

In Memory Of Elizabeth Reed

1970

Allman Brothers Band

Elektrische gitaar 2

Standard tuning

Moderate Rock ♩ = 112

Intro-A

Measures 1-5 of the Intro-A section. The notation shows a 4/4 time signature with a treble clef. The guitar tablature for strings T, A, and B is provided below the staff. Measure 1 is a whole rest. Measures 2-5 contain chords with specific fretting: 7-8-9-10 on the T string, 5-7 on the A string, and 7-9 on the B string.

1st Theme-B

Distortion Guitar

Measures 6-10 of the 1st Theme-B section. The notation shows a treble clef and a key signature of one sharp (F#). The guitar tablature for strings T, A, and B is provided below the staff. Measure 6 is a whole rest. Measures 7-10 contain a melodic line with various fretting and a distortion effect indicated by a wavy line.

Measures 11-14 of the 1st Theme-B section. The notation shows a treble clef and a key signature of one sharp (F#). The guitar tablature for strings T, A, and B is provided below the staff. Measures 11-14 contain a melodic line with various fretting, including a half-step bend (1/2) and a distortion effect indicated by a wavy line.

Measures 15-19 of the 1st Theme-B section. The notation shows a treble clef and a key signature of one sharp (F#). The guitar tablature for strings T, A, and B is provided below the staff. Measures 15-19 contain a melodic line with various fretting, including a half-step bend (1/2), a distortion effect indicated by a wavy line, and a harmonic (H) mark.

Measures 20-23 of the 1st Theme-B section. The notation shows a treble clef and a key signature of one sharp (F#). The guitar tablature for strings T, A, and B is provided below the staff. Measures 20-23 contain a melodic line with various fretting, including a half-step bend (1/2), a distortion effect indicated by a wavy line, and a harmonic (H) mark.

Musical notation for measures 24-27. Treble clef, key signature of one sharp (F#). Measure 24 contains a triplet of eighth notes. Measure 25 has a wavy line above it. Measure 26 has a wavy line above it. Measure 27 has a slur and a wavy line above it. Bass clef shows fret numbers: 7, 7, (7), 8, 10, 9, (9), 7, 5, 7, 9, 7, 4.

Musical notation for measures 28-31. Measure 28 has a slur and a wavy line above it. Measure 29 has a slur and a wavy line above it. Measure 30 has a slur and a wavy line above it. Measure 31 has a slur and a wavy line above it. A tempo marking of ♩ = 102 is present. Bass clef shows fret numbers: (4), 5, 7, 7, 9, 5, 5, 7, (7), 4, 5, 4, 5, 7, 5, 7, 7, 10, 8, 7, 10, 8, 11, 8, 10.

2nd Theme(2x Feel)-C

Musical notation for measures 32-34. Measure 32 has a slur and a wavy line above it. Measure 33 has a slur and a wavy line above it. Measure 34 has a slur and a wavy line above it. Bass clef shows fret numbers: 9, 8, 7, 8, 10, 8, 9, 7, 10, 7, 9, 8, 7, 8, 10, 9, 12, 11, 10, 11, 13, 11, 12, 10, 12, 11.

Musical notation for measures 35-37. Measure 35 has a slur and a wavy line above it. Measure 36 has a slur and a wavy line above it. Measure 37 has a slur and a wavy line above it. Bass clef shows fret numbers: 12, 11, 10, 11, 13, 12, 9, 8, 7, 8, 10, 8, 9, 7, 10, 7, 9, 8, 7, 8, 10, 9.

Interlude-D

Musical notation for measures 38-41. Measure 38 has a slur and a wavy line above it. Measure 39 has a slur and a wavy line above it. Measure 40 has a slur and a wavy line above it. Measure 41 has a slur and a wavy line above it. Bass clef shows fret numbers: 4, 5, 4, (4), 5, 7, 5, 4, 5, 4, (4), 5, 4, 5, 4, 5, 4, (4), 5, 7, 5, 4, 5, 4, (4), 5, 4, 5, 4, 5.

1st Gtr. Solo-Dickey-E

Musical notation for measures 42-44. Measure 42 has a slur and a wavy line above it. Measure 43 has a slur and a wavy line above it. Measure 44 has a slur and a wavy line above it. Bass clef shows fret numbers: 5, 4, 7, 5, 4, 6, 7, 8, 7, 15, (15), 15, 15, 15, 15, 15.

Musical notation for measures 45-47. Treble clef. Measure 45: quarter note G4, quarter note A4, quarter note B4, quarter note C5. Measure 46: quarter note B4, quarter note A4, quarter note G4, quarter note F4. Measure 47: quarter note E4, quarter note D4, quarter note C4, quarter note B3. Fingering: 1, 2, 3, 4, 5, 4, 3, 2, 1. Dynamics: *full*. Tremolos are present over the notes in measures 45, 46, and 47.

TAB: 15 12 (12) | 15 (15) 12 (12) | (12) 15 12 (12)

Musical notation for measures 48-49. Treble clef. Measure 48: quarter note G4, quarter note A4, quarter note B4, quarter note C5. Measure 49: quarter note B4, quarter note A4, quarter note G4, quarter note F4. Fingering: 1, 2, 3, 4, 5, 4, 3, 2, 1. Dynamics: *full*. Tremolos are present over the notes in measures 48 and 49.

TAB: (12) 12 (12) 14 | (14) 12 (12) 13

Musical notation for measures 50-53. Treble clef. Measure 50: quarter note G4, quarter note A4, quarter note B4, quarter note C5. Measure 51: quarter note B4, quarter note A4, quarter note G4, quarter note F4. Measure 52: quarter note E4, quarter note D4, quarter note C4, quarter note B3. Measure 53: quarter note A3, quarter note G3, quarter note F3, quarter note E3. Fingering: 1, 2, 3, 4, 5, 4, 3, 2, 1. Dynamics: *full*. Tremolos are present over the notes in measures 50, 51, 52, and 53. Instruction: *let ring*.

TAB: (13) 14 (14) | 7 5 7 5 7 | X X 7 8 7 8 | X 7 5 5 7 5 7

Musical notation for measures 54-56. Treble clef. Measure 54: quarter note G4, quarter note A4, quarter note B4, quarter note C5. Measure 55: quarter note B4, quarter note A4, quarter note G4, quarter note F4. Measure 56: quarter note E4, quarter note D4, quarter note C4, quarter note B3. Fingering: 1, 2, 3, 4, 5, 4, 3, 2, 1. Dynamics: *sl.*. Tremolos are present over the notes in measures 54, 55, and 56.

TAB: X 7 7 7 7 7 7 5 5 4 (4) 5 | 7 7 7 7 7 7 5 5 4 (4) 5 | 7 7 7 7 7 7 5 5 4 (4) 5

Musical notation for measures 57-59. Treble clef. Measure 57: quarter note G4, quarter note A4, quarter note B4, quarter note C5. Measure 58: quarter note B4, quarter note A4, quarter note G4, quarter note F4. Measure 59: quarter note E4, quarter note D4, quarter note C4, quarter note B3. Fingering: 1, 2, 3, 4, 5, 4, 3, 2, 1. Dynamics: *sl.*. Tremolos are present over the notes in measures 57, 58, and 59.

TAB: 7 7 7 7 7 7 5 5 4 5 | 7 7 5 5 4 X 5 5 4 (4) 5 | 7 7 5 5 4 7 5 5 4 (7) 5 5 4

Musical notation for measures 60-62. Treble clef. Measure 60: quarter note G4, quarter note A4, quarter note B4, quarter note C5. Measure 61: quarter note B4, quarter note A4, quarter note G4, quarter note F4. Measure 62: quarter note E4, quarter note D4, quarter note C4, quarter note B3. Fingering: 1, 2, 3, 4, 5, 4, 3, 2, 1. Dynamics: *sl.*. Tremolos are present over the notes in measures 60, 61, and 62.

TAB: 5 6 5 4 5 4 2 4 3 | (3) 2 4 2 | (2) (2) /

63 64

TAB 7 7 7 7 7 5 7 5 5 8 5 8 ^{1/2} 5 | 8 7 5 7 5 7 7 5 5 5

65 66 67

TAB X 5 5 4 X X X 5 5 4 X X | X 5 5 4 5 5 4 5 5 4 5 | 4 5 4 (4) 5 5 4 5

68 69 70

TAB 4 5 4 5 5 4 5 | (7) 5 4 5 5 7 5 4 5 5 7 5 4 5 | 4 5 4 5 5 4 5

71 72

TAB X 7 5 7 5 7 5 (7) 5 7 | X 7 5 7 8 5 X 7 5 5 X X

73 73

TAB X 7 5 5 8 5 8 5 8 7 5 7 5 8 7

74 75

TAB 5 7 5 8 7 5 7 5 8 7 5 7 5 7 5 7 | 5 7 7 7 7 7 5 7 5 7 5 7

Musical notation for measures 76-77. Treble clef, standard staff with notes and slurs. Bass clef, TAB with fret numbers (5, 7, 5, 5, 5, 7, 5, 7, 5, 7, 5, 8, 5, 8, 7, X, 8, 5, X, 7, 8, 5, 8, 7, 8, 5). Dynamics: *p*, *full*.

Musical notation for measures 78-80. Treble clef, standard staff with notes and slurs. Bass clef, TAB with fret numbers (8, 7, 8, 5, 7, 5, 8, 5, 7, 5, 8, 5, 7, 5, 8, 5, 7, 5, 8, 5, 7, 5, 8, 5, 7, 5, 8, 5, 8, 8, 7, 5, 8, 5, 5, 8, 8). Dynamics: *p*, *full*.




Musical notation for measures 81-82. Treble clef, standard staff with notes and slurs. Bass clef, TAB with fret numbers ((8), 5, 8, 5, 7, 5, 7, 5, 7, 5, 7, 5, 5, 5, 7, 5, 7, 5, 8, 7, 5, 7, 5, 7). Dynamics: *p*, *full*.

Musical notation for measures 83-84. Treble clef, standard staff with notes and slurs. Bass clef, TAB with fret numbers (7, 7, 5, 7, 5, 7, 8, 7, 8, 7, 8, 7, 8, 7, 5, 7, 5, 7, 5, 5, 5). Dynamics: *full*, *p*.




Musical notation for measures 85-88. Treble clef, standard staff with notes and slurs. Bass clef, TAB with fret numbers (7, 4, 5, 7, 7, 4, 5, 7, 4, 5, 7, 5, 7, 4, 5, 7, 4, 5, 7, 5, 7, 4, 5, 7, 5). Dynamics: *full*.

Organ Solo-F
Electric Guitar (clean)




Musical notation for measures 89-91. Treble clef, standard staff with chords and slurs. Bass clef, TAB with fret numbers (12, 12, X, 12, 12, 12, 10, 10, 12, 12, 12, 12, 12, 12, 12, 12, 11, 11, X, X, 9, 9, 12, 12, X, X, 10, 10, 14, 14, 14, 14, 12, 12, X, X, 10, 10, 14, 14, 14, 14, 12, 12, X, X, 10, 10).

121  122  123 




T	12	12	12	12	12	8	12	12	12	X	10	10	12	12	12	12	12	X	12	X	10	10	X	12	12	12	12	12
A	12	12	12	12	12	9	11	11	11	X	9	9	12	12	12	12	12	X	11	X	9	9	X	12	12	12	12	12
B	14	14	14	14	14	12	12	12	12	10	10	14	14	14	14	14	12	12	12	12	12	12	14	14	14	14	14	

124  125  126 



T	12	12	12	12	12	12	12	12	12	10	X	12	12	12	12	12	8	12	12	12	X	10	10	12	12	12	12	12									
A	12	12	12	12	12	11	11	11	11	9	X	12	12	12	12	12	9	11	11	11	X	9	9	X	10	10	X	12	12	12	12	12					
B	14	14	14	14	14	12	12	12	12	9	X	14	14	14	14	14	12	12	12	12	10	10	14	14	14	14	14	X	11	X	10	10	X	12	12	12	12

127  128  129 



T	12	12	12	12	12	12	12	10	10	12	12	12	12	12	12	12	12	12	12	8	12	12	12	X	10	10	12	12	12	12	12				
A	12	12	12	12	12	11	12	12	12	12	12	12	12	12	12	12	12	12	12	9	11	11	11	X	9	9	X	10	10	12	12	12	12	12	
B	14	14	14	14	14	12	12	10	10	14	14	14	14	14	14	14	14	14	14	12	12	12	12	10	10	14	14	14	14	14	12	12	12	12	12

130  131  132 



T	12	12	12	12	12	X	12	X	10	10	X	12	12	12	12	12	12	12	10	10	12	12	12	12	12	12	12	12	12	12
A	12	12	12	12	12	X	11	X	9	9	X	12	12	12	12	12	12	12	10	10	12	12	12	12	12	12	12	12	12	12
B	14	14	14	14	14	12	10	10	10	X	14	14	14	14	14	12	12	10	10	14	14	14	14	14	12	12	12	12	12	

133  134 

T	12	12	12	12	12	12	12	10	10	12	12	12	12	12	12	12	12	12	12	12	12	10	10	12	12	12	12	12		
A	12	12	12	12	12	11	11	X	X	9	9	12	12	12	12	12	12	12	10	10	12	12	10	10	12	12	12	12	12	
B	14	14	14	14	14	12	12	X	X	10	10	14	14	14	14	14	12	12	10	10	14	14	14	14	14	12	12	12	12	12

135  136 

T	12	12	12	12	12	12	12	10	10	12	12	12	12	12	12	12	12	12	12	12	12	10	10	12	12	12	12	12		
A	12	12	12	12	12	11	12	X	X	9	9	12	12	12	12	12	12	12	10	10	12	12	10	10	12	12	12	12	12	
B	14	14	14	14	14	12	12	X	X	10	10	14	14	14	14	14	12	12	10	10	14	14	14	14	14	12	12	12	12	12

137  138 

T	12	12	12	12	12	12	12	10	10	12	12	12	12	12	12	12	12	12	12	12	12	10	10	12	12	12	12	12		
A	12	12	12	12	12	11	12	X	X	9	9	12	12	12	12	12	12	12	10	10	12	12	10	10	12	12	12	12	12	
B	14	14	14	14	14	12	12	X	X	10	10	14	14	14	14	14	12	12	10	10	14	14	14	14	14	12	12	12	12	12

Musical notation for measures 153-155. The staff shows a complex rhythmic pattern with triplets and sixteenth notes. The guitar tablature below indicates fret numbers and techniques like 'X' (muted) and 'y' (natural harmonics).

153 154 155

T 12-12-12-12 12-12 10-10 12-12-12-12 12-12 10-10 7 7 7 7
 A 12-12-12-12 11-11 X-X 9-9 12-12-12-12 11-11 X-X 9-9 8 8 8 8
 B 14-14-14-14 12-12 X-X 10-10 14-14-14-14 12-12 X-X 10-10 9 9 9 9 7

Overdriven Guitar

Drum Solo-H

Musical notation for measures 156-160. The guitar part features a melodic line with a wavy vibrato effect. The drum solo consists of a series of eighth notes.

156 157 158 159 160

T 4-5-7 4 (4) 5 4-5 4-5 7
 A 7 4-5-7 7 4-5 4-5 7
 B

2nd Theme-C

Musical notation for measures 161-166. The guitar part features a melodic line with a wavy vibrato effect. The drum solo consists of a series of eighth notes.

161 162 163 164 165 166

T 9 8 7 8 10 8 9 7 10 7
 A
 B

Musical notation for measures 167-169. The guitar part features a melodic line with a wavy vibrato effect. The drum solo consists of a series of eighth notes.

167 168 169

T 9 8 7 8 10 9 12 11 10 11 13 11 12 10 12 11 12 11 10 11 13 12
 A
 B

I

Musical notation for measures 170-173. The guitar part features a melodic line with a wavy vibrato effect. The drum solo consists of a series of eighth notes.

170 171 172 173

T 9 8 7 8 10 8 9 7 10 7 9 8 7 8 10 9 4 5 4 (4) 5 7 5 4 5 4 (4) 5 4 5
 A
 B

Musical notation for measures 174-176. The guitar part features a melodic line with a wavy vibrato effect. The drum solo consists of a series of eighth notes.

174 175 176

T 4 5 4 (4) 5 5 (5) 4 5 4 (4) 5 4 5 9 8 7 8 10
 A
 B

Jessica

1973

Allman Brothers Band

Elektrische gitaar 1

Standard tuning

♩ = 104

Musical notation for measures 1-7. The guitar part consists of rests for measures 1-6 and a sequence of notes in measure 7: G4 (5), A4 (5), B4 (2), C5 (2), D5 (5), E5 (2).

Musical notation for measures 8-10. Measure 8: G4 (5), A4 (2), B4 (5), C5 (2). Measure 9: D5 (2), E5 (4), F5 (2), G5 (4). Measure 10: A5 (2), B5 (2), C6 (5), D6 (2), E6 (2), F6 (2), G6 (5), A6 (2).

Musical notation for measures 11-13. Measure 11: G4 (2), A4 (2), B4 (5), C5 (2). Measure 12: D5 (5), E5 (2), F5 (5), G5 (2). Measure 13: A5 (2), B5 (4), C6 (2), D6 (4), E6 (4).

Musical notation for measures 14-17. Measure 14: F6 (2), G6 (5), A6 (2), B6 (4), C7 (2), D7 (4), E7 (2). Measure 15: F7 (0), G7 (0), A7 (0), B7 (0), C8 (0), D8 (0), E8 (0). Measure 16: F8 (0), G8 (0), A8 (0), B8 (0), C9 (0), D9 (0), E9 (0). Measure 17: F9 (2), G9 (5), A9 (2), B9 (5), C10 (2), D10 (5), E10 (2).

Musical notation for measures 18-20. Measure 18: F10 (2), G10 (4), A10 (2), B10 (4), C11 (2). Measure 19: D11 (2), E11 (2), F11 (5), G11 (2), A11 (5), B11 (2), C12 (2), D12 (4). Measure 20: E12 (4), F12 (2), G12 (4), A12 (2), B12 (0).

Musical notation for measures 21-23. Measure 21: C13 (2), D13 (2), E13 (5), F13 (2), G13 (5), A13 (2), B13 (5), C14 (2). Measure 22: D14 (2), E14 (4), F14 (2), G14 (4), A14 (2), B14 (4), C15 (2). Measure 23: D15 (2), E15 (2), F15 (5), G15 (2), A15 (5), B15 (2), C16 (4).

Musical notation for measures 24-30. Measure 24 contains a quarter note G4, quarter note A4, quarter note B4, and quarter note C5. Measure 25 is a whole rest. Measure 26 is a whole rest. Measure 27 is a whole rest. Measure 28 is a whole rest. Measure 29 features a slurred eighth note G4, eighth note A4, eighth note B4, and eighth note C5. Measure 30 is a whole rest.

TAB: (4) 2 4 2 | | | | | 2 1 2 2

Musical notation for measures 31-34. Measure 31 is a whole rest. Measure 32 contains a quarter note G4, quarter note A4, quarter note B4, and quarter note C5. Measure 33 contains a quarter note G4, quarter note A4, quarter note B4, and quarter note C5. Measure 34 contains a quarter note G4, quarter note A4, quarter note B4, and quarter note C5.

TAB: | | 5 5 | 2 2 5 2 5 2 | 2 4 2 4 2

Musical notation for measures 35-37. Measure 35 contains a quarter note G4, quarter note A4, quarter note B4, and quarter note C5. Measure 36 contains a quarter note G4, quarter note A4, quarter note B4, and quarter note C5. Measure 37 contains a quarter note G4, quarter note A4, quarter note B4, and quarter note C5.

TAB: 2 2 5 2 5 2 2 4 | (4) 2 4 2 0 | 2 2 5 2 5 2 5 2

Musical notation for measures 38-40. Measure 38 contains a quarter note G4, quarter note A4, quarter note B4, and quarter note C5. Measure 39 contains a quarter note G4, quarter note A4, quarter note B4, and quarter note C5. Measure 40 contains a quarter note G4, quarter note A4, quarter note B4, and quarter note C5.

TAB: (2) 2 4 2 4 2 4 2 | (2) 2 2 5 2 5 2 4 2 2 | 4 2 4 2 4 2 2 0

Musical notation for measures 41-46. Measure 41 contains a quarter note G4, quarter note A4, quarter note B4, and quarter note C5. Measure 42 contains a quarter note G4, quarter note A4, quarter note B4, and quarter note C5. Measure 43 contains a quarter note G4, quarter note A4, quarter note B4, and quarter note C5. Measure 44 is a whole rest. Measure 45 is a whole rest. Measure 46 is a whole rest.

TAB: 1 3 0 2 | 3 5 7 8 | 10 15 12 | | |

Musical notation for measures 47-55. All measures (47-55) are whole rests.

TAB: | | | | | | | | |

Musical notation for measures 56-64. All measures (56-64) are whole rests.

TAB: | | | | | | | | |

65 66 67 68 69 70 71 72 73

TAB

This system contains measures 65 through 73. Each measure is represented by a treble clef staff with a single horizontal line and a corresponding empty guitar TAB staff.

74 75 76 77 78 79 80 81 82

TAB

This system contains measures 74 through 82. Each measure is represented by a treble clef staff with a single horizontal line and a corresponding empty guitar TAB staff.

83 84 85 86 87 88 89 90 91

TAB

This system contains measures 83 through 91. Each measure is represented by a treble clef staff with a single horizontal line and a corresponding empty guitar TAB staff.

92 93 94 95 96

TAB

This system contains measures 92 through 96. Measures 92-95 are empty. Measure 96 contains a melodic line in the treble clef staff and a guitar TAB staff with the following fret numbers: 0 2 0 2 2 3 3 0 0 2 2 4.

97 98 99 100 101 102 103

TAB

This system contains measures 97 through 103. Measure 97 contains a melodic line in the treble clef staff and a guitar TAB staff with the following fret numbers: 2 3 5 0 1 3 0. Measures 98-103 are empty.

104 105 106 107 108 109 110 111 112

TAB

This system contains measures 104 through 112. Each measure is represented by a treble clef staff with a single horizontal line and a corresponding empty guitar TAB staff.

113 114 115 116 117 118 119 120 121

TAB

This system contains measures 113 through 121. Each measure is represented by a treble clef staff with a single horizontal line and a corresponding empty guitar TAB staff.

Musical notation for measures 122-130. Treble clef staff with rests. TAB staff with empty lines.

Musical notation for measures 131-139. Treble clef staff with rests. TAB staff with empty lines.

Musical notation for measures 140-148. Treble clef staff with rests. TAB staff with empty lines.

Musical notation for measures 149-151. Treble clef staff with notes and rests. TAB staff with fret numbers: 3 3 4 2 4 2 0 | 2/4 2/4 2/4 2/4 0 0 2 0. Includes guitar chord diagrams for G/D and other chords.

Musical notation for measures 152-154. Treble clef staff with notes and rests. TAB staff with fret numbers: 3 3 4 2 4 2 0 | 2-2 2-2 0-0 2 0 | 3 3 4 2 4 2 0. Includes guitar chord diagrams for G/D and other chords.

Musical notation for measures 155-157. Treble clef staff with notes and rests. TAB staff with fret numbers: 3 3 4 2 4 2 0 | 0 2 4 2 4 3 | 5-3-2 5-3 4 3 5 4 3 4 2. Includes guitar chord diagrams for G/D and other chords.

Musical notation for measures 158-162. Measure 158 contains four triplet eighth notes. Measures 159-161 are whole rests. Measure 162 features a slurred eighth note followed by a dotted quarter note with a slide (sl.) marking.

TAB: 4 2 4 2 0 2 3 0 2 4 0 2 2 1-2 2

Musical notation for measures 163-167. Measures 163-165 are whole rests. Measure 166 has a muted eighth note followed by a quarter note. Measure 167 has a triplet eighth note followed by a quarter note.

TAB: 5 5 2 2 5 2 5 2 2 4 2 4

Musical notation for measures 168-170. Measure 168 has a quarter note followed by a triplet eighth note. Measure 169 has a quarter note followed by a triplet eighth note. Measure 170 has a quarter note followed by a triplet eighth note.

TAB: 2 2 2 5 2 (2) 5 2 2 4 2 4 2 2 2 5 2 0

Musical notation for measures 171-174. Measure 171 has a quarter note followed by a triplet eighth note. Measure 172 has a quarter note followed by a triplet eighth note. Measure 173 has a quarter note followed by a triplet eighth note. Measure 174 has a quarter note.

TAB: 5 2 5 2 2 4 2 4 2 4 2 2 2 5 2 (2) 5 2 2 4 2 4 2 0

Musical notation for measures 175-181. All measures (175-181) are whole rests.

TAB: (Empty)

Jessica

1973

Allman Brothers Band

Elektrische gitaar 2

Standard tuning

♩ = 104

INTRO

MELODY - PART ONE

Musical notation for measures 1-7. The guitar part (TAB) shows a series of whole notes on the open strings (E, A, D, G, B, E) for measures 1-7. Measure 8 begins the melody with a quarter note G4 (9th fret), followed by eighth notes A4 (10th fret) and B4 (10th fret).

Musical notation for measures 8-10. Measure 8 continues with eighth notes G4 (9th fret), A4 (10th fret), and B4 (10th fret). Measure 9 has a triplet of eighth notes G4 (9th fret), A4 (10th fret), and B4 (10th fret). Measure 10 continues with eighth notes G4 (9th fret), A4 (10th fret), and B4 (10th fret).

Musical notation for measures 11-13. Measure 11 continues with eighth notes G4 (9th fret), A4 (10th fret), and B4 (10th fret). Measure 12 has a triplet of eighth notes G4 (9th fret), A4 (10th fret), and B4 (10th fret). Measure 13 continues with eighth notes G4 (9th fret), A4 (10th fret), and B4 (10th fret).

Musical notation for measures 14-16. Measure 14 continues with eighth notes G4 (9th fret), A4 (10th fret), and B4 (10th fret). Measure 15 has a triplet of eighth notes G4 (9th fret), A4 (10th fret), and B4 (10th fret). Measure 16 continues with eighth notes G4 (9th fret), A4 (10th fret), and B4 (10th fret).

Musical notation for measures 17-20. Measure 17 continues with eighth notes G4 (9th fret), A4 (10th fret), and B4 (10th fret). Measure 18 has a triplet of eighth notes G4 (9th fret), A4 (10th fret), and B4 (10th fret). Measure 19 continues with eighth notes G4 (9th fret), A4 (10th fret), and B4 (10th fret). Measure 20 continues with eighth notes G4 (9th fret), A4 (10th fret), and B4 (10th fret).

Musical notation for measures 21-23. Treble clef, key signature of one sharp (F#). Measure 21 starts with a pickup note. Measure 22 contains a triplet. Measure 23 contains a triplet.

TAB: (12) 10 9 10 12 10 9 10 | 9 12 11 12 9 11 9 | (9) 9 10 9 10 10 9 10 9 12

MELODY - PART TWO

Musical notation for measures 24-27. Measure 25 contains a triplet. Measure 27 contains a triplet.

TAB: (12) 11 12 9 12 | 2 4 5 4 4 3 | (3) 3 5 2 2 2 | (2) 2 4 5 5 2

Musical notation for measures 28-31. Measure 29 contains a triplet. Measure 30 contains a triplet. Measure 31 contains a triplet.

TAB: 4 2 5 4 2 | (2) 4 5 2 4 5 2 4 4 3 | (3) 3 5 2 3 3 | 5 7 8 10

MELODY - PART ONE

Musical notation for measures 32-34. Measure 32 has a slur. Measure 33 has a slur. Measure 34 contains a triplet.

TAB: 12 10 12 14 14 12 | 9 10 9 10 12 10 9 10 | 9 12 11 12 9

Musical notation for measures 35-37. Measure 35 contains a triplet. Measure 36 contains a triplet. Measure 37 contains a triplet.

TAB: 9 10 9 10 9 10 9 12 | (12) 11 12 9 12 | 9 10 9 10 12 10 9 10

Musical notation for measures 38-40. Measure 38 contains a triplet. Measure 39 contains a triplet. Measure 40 contains a triplet.

TAB: 9 12 11 12 9 11 9 | (9) 9 10 9 10 9 10 9 12 11 | 12 11 12 9 12 11 12 0

Musical notation for measures 41-44. Measure 41 contains a triplet. Measure 42 contains a triplet. Measure 43 contains a triplet. Measure 44 contains a triplet.

TAB: 1 3 0 2 3 5 7 8 10 15 12 | 1 2

Musical notation for measures 45-48. Treble clef, 4/4 time. Notes: 45 (quarter), 46 (quarter), 47 (quarter), 48 (quarter). Fingering: (2) 1 2 (2) 1 2 (2) 1 2 (2) 1 2.

Musical notation for measures 49-52. Treble clef, 4/4 time. Notes: 49 (quarter), 50 (quarter), 51 (quarter), 52 (quarter). Fingering: (2) 1 2 (2) 1 2 (2) 1 2 (2) 1 2.

Musical notation for measures 53-56. Treble clef, 4/4 time. Notes: 53 (quarter), 54 (quarter), 55 (quarter), 56 (quarter). Fingering: (2) 1 2 (2) 1 2 (2) 1 2 (2) 1 2.

Musical notation for measures 57-60. Treble clef, 4/4 time. Notes: 57 (quarter), 58 (quarter), 59 (quarter), 60 (quarter). Fingering: (2) 1 2 (2) 1 2 (2) 1 2 (2) 1 2.

Chord diagrams for A and D/A chords. A: x02233. D/A: x02233.

Musical notation for measures 61-64. Treble clef, 4/4 time. Notes: 61 (quarter), 62 (quarter), 63 (quarter), 64 (quarter). Fingering: (2) 1 2 (2) 2 2 2 3 3 3 2 2 2 2 3 3 3 2 2 2 2 3 3 3 2 2 2 2 3 3 3 2 2 2 2 3 3 3.

Chord diagrams for A and D/A chords. A: x02233. D/A: x02233.

Musical notation for measures 65-68. Treble clef, 4/4 time. Notes: 65 (quarter), 66 (quarter), 67 (quarter), 68 (quarter). Fingering: 2 2 2 2 3 3 3 2 2 2 2 3 3 3 2 2 2 2 3 3 3 2 2 2 2 3 3 3 2 2 2 2 3 3 3.

69 70 71 72

T 2 2 3 3 3 | 2 2 3 3 3 | 2 2 3 3 3 | 2 2 3 3 3

A 2 2 2 2 2 | 2 2 2 2 2 | 2 2 2 2 2 | 2 2 2 2 2

B 2 2 4 4 4 | 2 2 4 4 4 | 2 2 4 4 4 | 2 2 4 4 4

73 74 75 76

T 2 2 3 3 3 | 2 2 3 3 3 | 2 2 3 3 3 | 2 2 3 3 3

A 2 2 2 2 2 | 2 2 2 2 2 | 2 2 2 2 2 | 2 2 2 2 2

B 2 2 4 4 4 | 2 2 4 4 4 | 2 2 4 4 4 | 2 2 4 4 4

77 78 79 80

T 2 2 3 3 3 | 2 2 3 3 3 | 2 2 3 3 3 | 2 2 3 3 3

A 2 2 2 2 2 | 2 2 2 2 2 | 2 2 2 2 2 | 2 2 2 2 2

B 2 2 4 4 4 | 2 2 4 4 4 | 2 2 4 4 4 | 2 2 4 4 4

81 82 83 84

T 2 2 3 3 3 | 2 2 3 3 3 | 2 2 3 3 3 | 2 2 3 3 3

A 2 2 2 2 2 | 2 2 2 2 2 | 2 2 2 2 2 | 2 2 2 2 2

B 2 2 4 4 4 | 2 2 4 4 4 | 2 2 4 4 4 | 2 2 4 4 4

85 86 87 88

T 2 2 3 3 3 | 2 2 3 3 3 | 2 2 3 3 3 | 2 2 3 3 3

A 2 2 2 2 2 | 2 2 2 2 2 | 2 2 2 2 2 | 2 2 2 2 2

B 2 2 4 4 4 | 2 2 4 4 4 | 2 2 4 4 4 | 2 2 4 4 4

A D/A A D/A A D/A A D/A

89 90 91 92

A D/A A D/A A D/A

93 94 95 96

SOLO

97 98 99 100

101 102 103

104 105 106

Musical notation for measures 107 and 108. The guitar tablature below shows fret numbers for the T (Treble) and B (Bass) strings.

107 108

TAB

7 7 7 7 9 7 9 7 9 9 7 9 7 9 9

Musical notation for measures 109, 110, and 111. Includes slurs, accents, and a 'full' dynamic marking.

109 110 111

TAB

7 9 7 9 9 7 9 7 8 7 9 7 9 7 7 8 8 10 10 10 12 (12) 10 7 10 7 7 8

Musical notation for measures 112, 113, and 114. The guitar tablature below shows fret numbers for the T (Treble) and B (Bass) strings.

112 113 114

TAB

8 7 7 8 7 9 7 7 7 9 7 7 9 7 9 9 9 7 9 7 9 9 9 7 9

Musical notation for measures 115 and 116. Includes a 'full' dynamic marking.

115 116

TAB

7 9 9 7 9 7 8 10 12 10 (10) 12 12 12 10 10 10 10 10 12

Musical notation for measures 117, 118, and 119. Includes slurs and a 'full' dynamic marking.

117 118 119

TAB

10 10 10 10 10 12 10 10 12 12 10 12 10 10 10 10 10 10 10 10 10 12 10 10 10 12 12 14 10

Musical notation for measures 120, 121, and 122. The guitar tablature below shows fret numbers for the T (Treble) and B (Bass) strings.

120 121 122

TAB

10 10 10 10 10 10 10 12 10 12 10 12 10 12 10 12 10 12 10 12 12 12 10 12 10 12 12 10 12 10 12 10 12 12 10 12 12 10 12

Musical notation for measures 123-126. The staff shows a melodic line with a key signature of one sharp (F#) and a 4/4 time signature. The guitar tablature below the staff indicates fret numbers for each note.

123 124 125 126

TAB

Musical notation for measures 127-130. The staff shows a melodic line with a key signature of one sharp (F#) and a 4/4 time signature. The guitar tablature below the staff indicates fret numbers for each note.

127 128 129 130

TAB

Musical notation for measures 131-134. The staff shows a melodic line with a key signature of one sharp (F#) and a 4/4 time signature. Slurs and accents are present. The guitar tablature below the staff indicates fret numbers for each note.

131 132 133 134

TAB

Musical notation for measures 135-138. The staff shows a melodic line with a key signature of one sharp (F#) and a 4/4 time signature. Slurs and accents are present. The guitar tablature below the staff indicates fret numbers for each note.

135 136 137 138

TAB

Musical notation for measures 139-140. The staff shows a melodic line with a key signature of one sharp (F#) and a 4/4 time signature. The guitar tablature below the staff indicates fret numbers for each note.

139 140

TAB

Musical notation for measures 141-142. The staff shows a melodic line with a key signature of one sharp (F#) and a 4/4 time signature. The guitar tablature below the staff indicates fret numbers for each note.

141 142

TAB

Musical notation for measures 143-144. The top staff shows a melodic line with a key signature of one sharp (F#). The bottom staff shows the corresponding guitar fretboard positions for the two strings (T and B).

Measures 143-144:
 T: 10 12-10 11 12 11 12-10 11 12 11 12-10 11 | 10 12-10 11 12 11 10-12-10 11 12 11 10 11

Musical notation for measures 145-146. The top staff shows a melodic line. The bottom staff shows the corresponding guitar fretboard positions.

Measures 145-146:
 T: 10 11 12 11 10 12-10 11 10 12-10 11 10 12-10 11 | 10 12-10 11 10 12-10 11 10 12-10 11 12 11 10 11

Musical notation for measures 147-148. The top staff shows a melodic line with some rests. The bottom staff shows the corresponding guitar fretboard positions.

Measures 147-148:
 T: 9 7 9 7 7 9 7 9 7 9 9 7 9 | 7 7 9 9 7 9 9 7 8

Musical notation for measures 149-151. The top staff shows a melodic line with some rests. The bottom staff shows the corresponding guitar fretboard positions.

Measures 149-151:
 T: 8-10 10-12 12 10-10 12 12-14 | 10 10 12 10 11 9 12 | 7-9 7-7 7-9 9 7-9 7 9 7-9 7

Musical notation for measures 152-155. The top staff shows a melodic line. The bottom staff shows the corresponding guitar fretboard positions.

Measures 152-155:
 T: 10 12-10 11 9 12 | 7 9 7 7 7 9 7 7 9 7 9 7 9 7 | 10 12-10 11 9 12 | 10 12-10 11 9 12

Musical notation for measures 156-158. The top staff shows a melodic line with triplets. The bottom staff shows the corresponding guitar fretboard positions.

Measures 156-158:
 T: 7 9 7 9 7 10 | 10 12-10 7 9 7 9 7 7 9 7 9 | 7 9 7 9 7 10 7 9 10 7 9 10

Musical notation for measures 159-162. The top staff shows a melodic line with triplets. The bottom staff shows the corresponding guitar fretboard positions.

Measures 159-162:
 T: 4 4 3 3 5 | 2 2 2 2 4 5 | 5 5 2 4 2 5 | 2 4 5 2 4 5-2

Jessica

1973

Allman Brothers Band

Steel gitaar

Standard tuning

♩ = 104

Chord diagrams: A, D/A, A, G/D, A, D/A, A, G/D

1 2 3

TAB: 0 2 2 2 2 2 3 3 3 3 2 0 0 2 2 3 3 3 3 2 0 0 2 2 3 3 3 3 2 0 0

Chord diagrams: A, D/A, A, G/D, A, D/A, A, G/D, A, D/A, A, G/D

4 5 6

TAB: 0 2 2 2 2 2 3 3 3 3 2 0 0 2 2 3 3 3 3 2 0 0 2 2 3 3 3 3 2 0 0 0 2 2 3 3 3 3 2 0 0 2 2 3 3 3 3 2 0 0

Chord diagrams: A, D/A, A, G/D, A, D/A, A, G/D, A, D/A, A, G/D

7 8 9

TAB: 0 2 2 2 2 2 3 3 3 3 2 0 0 2 2 3 3 3 3 2 0 0 2 2 3 3 3 3 2 0 0 0 2 2 3 3 3 3 2 0 0 2 2 3 3 3 3 2 0 0

Chord diagrams: A, D/A, A, G/D, A, D/A, A, G/D, A, D/A, A, G/D

10 11 12

TAB: 0 2 2 2 2 2 3 3 3 3 2 0 0 2 2 3 3 3 3 2 0 0 2 2 3 3 3 3 2 0 0 0 2 2 3 3 3 3 2 0 0 2 2 3 3 3 3 2 0 0

Guitar chord diagrams for G and A chords. G: x000 (top), x000 (bottom). A: xoxx (top), xoxx (bottom).

TAB: 3 3 3 3 3 3 | 2 2 2 2 2 2 | 3 3 3 3 3 3 | 0 0 0 0 0 0 | 2 2 2 2 2 2 | 0 0 0 0 0 0

Guitar chord diagrams for A and G chords. A: xoxx (top), xoxx (bottom). G: x000 (top), x000 (bottom).

TAB: 2 2 2 2 2 2 | 3 3 3 3 3 3 | 3 3 3 3 3 3 | 2 2 2 2 2 2 | 2 2 2 2 2 2 | 0 0 0 0 0 0

Guitar chord diagrams for G, E, A, D/A, G/D, and A chords. G: x000 (top), x000 (bottom). E: o220 (top), o220 (bottom). A: xoxx (top), xoxx (bottom). D/A: xoxx (top), xoxx (bottom). G/D: xx00x (top), xx00x (bottom). A: xoxx (top), xoxx (bottom).

TAB: 3 3 3 3 3 3 | 0 0 0 0 0 0 | 0 0 0 0 0 0 | 2 2 2 2 2 2 | 3 3 3 3 2 0 | 2 2 2 2 2 2 | 0 0 0 0 0 0

Guitar chord diagrams for D/A, A, G/D, and A chords. D/A: xoxx (top), xoxx (bottom). A: xoxx (top), xoxx (bottom). G/D: xx00x (top), xx00x (bottom). A: xoxx (top), xoxx (bottom).

TAB: 3 3 3 3 2 0 | 2 2 2 2 | 3 3 3 3 2 0 | 2 2 2 2 | 3 3 3 3 2 0 | 2 2 2 2 | 0 0 0 0 0 0 | 2 2 2 2 | 3 3 3 3 2 0 | 2 2 2 2 | 0 0 0 0 0 0 | 2 2 2 2 | 3 3 3 3 2 0 | 2 2 2 2 | 0 0 0 0 0 0 | 2 2 2 2 | 3 3 3 3 2 0 | 2 2 2 2 | 0 0 0 0 0 0 | 2 2 2 2 | 3 3 3 3 2 0 | 2 2 2 2 | 0 0 0 0 0 0 | 2 2 2 2 |

T 3 3 3 3 2 0 2 2 | 3 3 3 3 2 0 2 2 | 3 3 3 3 2 0 2 0
 A 4 4 4 4 2 0 2 2 | 4 4 4 4 2 0 2 2 | 4 4 4 4 2 0 2 0
 B 0 0 0 0 0 0 0 0 | 0 0 0 0 0 0 0 0 | 0 0 0 0 0 0 0 0

T 1 3 0 2 | 3 5 7 8 | 10 15 | 2 2 3 3 2 0
 A 2 2 2 2 2 2 2 2 | 2 2 2 2 2 2 2 2 | 2 2 2 2 2 2 2 2 | 2 2 2 2 2 2 2 2
 B 0 0 0 0 0 0 0 0 | 0 0 0 0 0 0 0 0 | 0 0 0 0 0 0 0 0

T 2 2 3 3 3 3 2 0 | 2 2 3 3 3 3 2 0 | 2 2 3 3 3 3 2 0
 A 2 2 2 2 2 2 2 2 | 2 2 2 2 2 2 2 2 | 2 2 2 2 2 2 2 2
 B 0 0 0 0 0 0 0 0 | 0 0 0 0 0 0 0 0 | 0 0 0 0 0 0 0 0

T 2 2 3 3 3 3 2 0 | 2 2 3 3 3 3 2 0 | 2 2 3 3 3 3 2 0
 A 2 2 2 2 2 2 2 2 | 2 2 2 2 2 2 2 2 | 2 2 2 2 2 2 2 2
 B 0 0 0 0 0 0 0 0 | 0 0 0 0 0 0 0 0 | 0 0 0 0 0 0 0 0

T 2 2 3 3 3 3 2 0 | 2 2 3 3 3 3 2 0 | 2 2 3 3 3 3 2 0
 A 2 2 2 2 2 2 2 2 | 2 2 2 2 2 2 2 2 | 2 2 2 2 2 2 2 2
 B 0 0 0 0 0 0 0 0 | 0 0 0 0 0 0 0 0 | 0 0 0 0 0 0 0 0

54 55 56

TAB

2	2	3	3	3	3	2	0	2	2	3	3	3	3	2	0	2	2	3	3	3	3	2	0				
2	2	2	2	2	2	2	0	2	2	2	2	2	2	2	0	2	2	2	2	2	2	2	0				
0	3	0	0	4	4	4	4	0	0	3	0	0	4	4	4	4	0	0	3	0	0	4	4	4	4	2	0

57 58 59

TAB

2	2	3	3	3	3	2	0	2	2	3	3	3	3	2	0	2	2	3	3	3	3	2	0				
2	2	2	2	2	2	2	0	2	2	2	2	2	2	2	0	2	2	2	2	2	2	2	0				
0	3	0	0	4	4	4	4	0	0	3	0	0	4	4	4	4	0	0	3	0	0	4	4	4	4	2	0

60 61 62

TAB

2	2	3	3	3	3	2	0	2	2	3	3	3	3	2	0	2	2	3	3	3	3	2	0				
2	2	2	2	2	2	2	0	2	2	2	2	2	2	2	0	2	2	2	2	2	2	2	0				
0	3	0	0	4	4	4	4	0	0	3	0	0	4	4	4	4	0	0	3	0	0	4	4	4	4	2	0

63 64 65

TAB

2	2	3	3	3	3	2	0	2	2	3	3	3	3	2	0	2	2	3	3	3	3	2	0				
2	2	2	2	2	2	2	0	2	2	2	2	2	2	2	0	2	2	2	2	2	2	2	0				
0	3	0	0	4	4	4	4	0	0	3	0	0	4	4	4	4	0	0	3	0	0	4	4	4	4	2	0

66 67 68

TAB

2	2	3	3	3	3	2	0	2	2	3	3	3	3	2	0	2	2	3	3	3	3	2	0				
2	2	2	2	2	2	2	0	2	2	2	2	2	2	2	0	2	2	2	2	2	2	2	0				
0	3	0	0	4	4	4	4	0	0	3	0	0	4	4	4	4	0	0	3	0	0	4	4	4	4	2	0

69 70 71

T 2 2 2 3 3 3 3 2 0 2 2 3 3 3 2 0 2 2 3 3 3 2 0 2 2 3 3 3 2 0
 A 2 2 2 2 2 2 2 2 0 2 2 2 2 2 2 0 2 2 2 2 2 2 0 2 2 2 2 2 2 0
 B 0 2 2 0 0 4 4 4 4 2 0 0 4 4 4 4 2 0 0 4 4 4 4 2 0 0 4 4 4 4 2 0

72 73 74

T 2 2 2 3 3 3 3 2 0 2 2 3 3 3 2 0 2 2 3 3 3 2 0 2 2 3 3 3 2 0
 A 2 2 2 2 2 2 2 2 0 2 2 2 2 2 2 0 2 2 2 2 2 2 0 2 2 2 2 2 2 0
 B 0 2 2 0 0 4 4 4 4 2 0 0 4 4 4 4 2 0 0 4 4 4 4 2 0 0 4 4 4 4 2 0

75 76 77

T 2 2 2 3 3 3 3 2 0 2 2 3 3 3 2 0 2 2 3 3 3 2 0 2 2 3 3 3 2 0
 A 2 2 2 2 2 2 2 2 0 2 2 2 2 2 2 0 2 2 2 2 2 2 0 2 2 2 2 2 2 0
 B 0 2 2 0 0 4 4 4 4 2 0 0 4 4 4 4 2 0 0 4 4 4 4 2 0 0 4 4 4 4 2 0

78 79 80

T 2 2 2 3 3 3 3 2 0 2 2 3 3 3 2 0 2 2 3 3 3 2 0 2 2 3 3 3 2 0
 A 2 2 2 2 2 2 2 2 0 2 2 2 2 2 2 0 2 2 2 2 2 2 0 2 2 2 2 2 2 0
 B 0 2 2 0 0 4 4 4 4 2 0 0 4 4 4 4 2 0 0 4 4 4 4 2 0 0 4 4 4 4 2 0

81 82 83

T 2 2 2 3 3 3 3 2 0 2 2 3 3 3 2 0 2 2 3 3 3 2 0 2 2 3 3 3 2 0
 A 2 2 2 2 2 2 2 2 0 2 2 2 2 2 2 0 2 2 2 2 2 2 0 2 2 2 2 2 2 0
 B 0 2 2 0 0 4 4 4 4 2 0 0 4 4 4 4 2 0 0 4 4 4 4 2 0 0 4 4 4 4 2 0

84 85 86

T	2	2	3	3	3	3	2	0	2	2	3	3	3	2	0	2	2	3	3	3	2	0
A	2	2	2	2	2	2	2	0	2	2	2	2	2	2	0	2	2	2	2	2	2	0
B	0	2	4	4	4	4	2	0	0	2	4	4	4	2	0	0	2	4	4	4	2	0

87 88 89

T	2	2	3	3	3	3	2	0	2	2	3	3	3	2	0	2	2	3	3	3	2	0
A	2	2	2	2	2	2	2	0	2	2	2	2	2	2	0	2	2	2	2	2	2	0
B	0	2	4	4	4	4	2	0	0	2	4	4	4	2	0	0	2	4	4	4	2	0

90 91 92

T	2	2	3	3	3	3	2	0	2	2	3	3	3	2	0	2	2	3	3	3	2	0
A	2	2	2	2	2	2	2	0	2	2	2	2	2	2	0	2	2	2	2	2	2	0
B	0	2	4	4	4	4	2	0	0	2	4	4	4	2	0	0	2	4	4	4	2	0

93 94 95

T	2	2	3	3	3	3	2	0	2	2	3	3	3	2	0	2	2	3	3	3	2	0
A	2	2	2	2	2	2	2	0	2	2	2	2	2	2	0	2	2	2	2	2	2	0
B	0	2	4	4	4	4	2	0	0	2	4	4	4	2	0	0	2	4	4	4	2	0

96 97 98

TAB: 0 0 0 2 2 2 3 3 3 | 4 4 0 0 0 2 2 2 0 1 3 0 | 2 2 2 2 2 2 2 2 2 3 3 3 3 3 3 3

99 100 101

TAB: 2 2 2 2 2 2 3 3 3 0 0 0 0 0 0 0 | 2 2 2 2 2 2 3 3 3 0 0 0 0 0 0 0 | 2 2 2 2 2 2 3 3 3 0 0 0 0 0 0 0

102 103 104

TAB: 2 2 2 2 2 2 3 3 3 0 0 0 0 0 0 0 | 2 2 2 2 2 2 3 3 3 0 0 0 0 0 0 0 | 2 2 2 2 2 2 3 3 3 0 0 0 0 0 0 0

105 106 107

TAB: 2 2 2 2 2 2 3 3 3 0 0 0 0 0 0 0 | 2 2 2 2 2 2 3 3 3 0 0 0 0 0 0 0 | 2 2 2 2 2 2 3 3 3 0 0 0 0 0 0 0

108 109 110

TAB

111 112 113

TAB

114 115 116

TAB

117 118 119

TAB

120 121 122

TAB

123 124 125

TAB

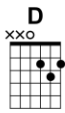
126 127 128



TAB


129 130 131

TAB

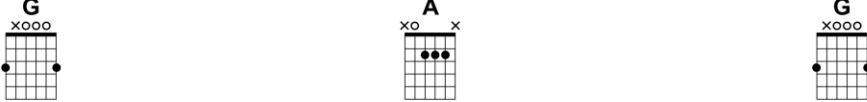
D






156  157 

TAB 

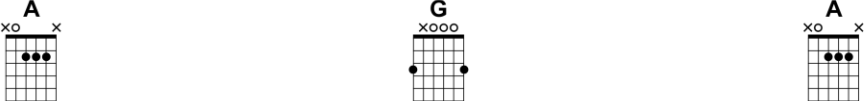
G **A** **G**






159  160 

TAB 


A **G** **A**


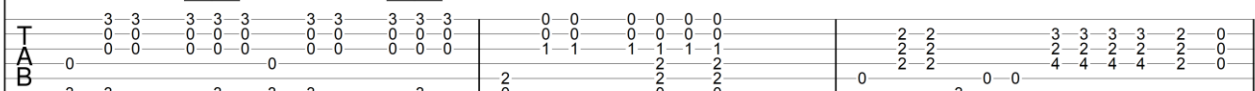


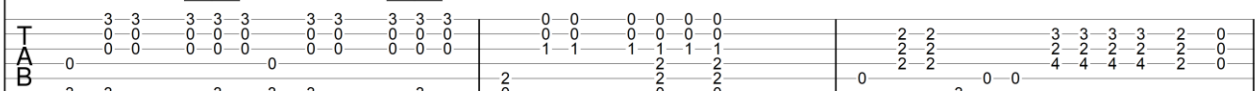
162  163 

TAB 

G **E** **A** **D/A** **A** **G/D**



165  166 

TAB 

168

169

170

T	2	2	3	3	3	3	2	0	2	2	3	3	3	2	0	2	2	3	3	3	2	0
A	2	2	2	2	2	2	2	0	2	2	2	2	2	2	0	2	2	2	2	2	2	0
B	0	2	0	4	4	4	4	0	0	2	0	4	4	4	0	0	2	0	4	4	4	0

171

172

173

T	2	2	3	3	3	3	2	0	2	2	3	3	3	2	0	2	2	3	3	3	2	0
A	2	2	2	2	2	2	2	0	2	2	2	2	2	2	0	2	2	2	2	2	2	0
B	0	2	0	4	4	4	4	0	0	2	0	4	4	4	0	0	2	0	4	4	4	0

174

175

176

177

178

179

180

T	2	2	3	3	3	3	2	0	3	(3)											
A	2	2	2	2	2	2	2	0	0	(0)											
B	0	2	0	4	4	4	4	0	0	(0)											

181

T																						
A																						
B																						

Little Martha

1972

Allman Brothers Band

Steel gitaar 1

Open E
③ = Ab
④ = E
⑤ = B

♩ = 135

let ring throughout

The first system of music consists of a treble clef staff in 4/4 time with a key signature of three sharps (F#, C#, G#). It contains three measures. Measure 1 starts with a pickup note (quarter rest followed by a quarter note) and contains a half note chord. Measure 2 contains a half note chord. Measure 3 contains a half note chord. The guitar tablature below shows fingerings: Measure 1: 0-0-0-1-0-0; Measure 2: 0-0-1-2-0-0; Measure 3: 0-0-0-1-0-2.

The second system of music starts with a treble clef staff in 4/4 time with a key signature of three sharps. It contains three measures. Measure 4 has a pickup note and a half note chord. Measure 5 has a half note chord. Measure 6 has a half note chord. The guitar tablature below shows fingerings: Measure 4: (2) 0-2-1-0-2-0; Measure 5: 0-0-0-0-0-0; Measure 6: 0-0-1-0-0-0.

The third system of music continues with a treble clef staff in 4/4 time with a key signature of three sharps. It contains three measures. Measure 7 has a pickup note and a half note chord. Measure 8 has a half note chord. Measure 9 has a half note chord. The guitar tablature below shows fingerings: Measure 7: (0) 0-0-1-0-0-0; Measure 8: 0-0-1-0-0-2; Measure 9: (2) 1-0-0-0-0-0.

The fourth system of music continues with a treble clef staff in 4/4 time with a key signature of three sharps. It contains three measures. Measure 10 has a half note chord. Measure 11 has a half note chord. Measure 12 has a half note chord. The guitar tablature below shows fingerings: Measure 10: 0-0-1-0-0-0; Measure 11: (0) 0-0-1-0-0-0; Measure 12: 0-0-1-0-0-2.

Musical notation for measures 13-15. Measure 13 starts with a treble clef, key signature of three sharps (F#, C#, G#), and a 2/4 time signature. Measure 14 includes a 'H' (hammer-on) marking. Measure 15 includes a 'P' (pull-off) marking.

TAB: (2) 0 0 0 0 | 5 6 5 5 5 | (5) 5 5 5 5

Musical notation for measures 16-18. Measure 16 includes a 'H' marking. Measure 17 includes a 'H' marking. Measure 18 includes a 'H' marking.

TAB: 5 6 5 5 7 | (7) 5 5 0 | 0 1 0 0

Musical notation for measures 19-21. Measure 19 includes a 'P' marking. Measure 20 includes a 'H' marking. Measure 21 includes a 'P' marking.

TAB: (0) 0 0 1 0 0 | 0 1 0 0 2 | (2) 0 0 0 0

Musical notation for measures 22-24. Measure 22 is in 2/4 time. Measure 23 is in 4/4 time. Measure 24 includes a 3:3 triplet and a 4:4 triplet.

TAB: 0 0 | 9 5 7 | (7) 7 7 7 7 7 0

Musical notation for measures 25-27. Measure 25 includes a 3:3 triplet. Measure 26 includes a 4:4 triplet. Measure 27 includes a 3:3 triplet.

TAB: 9 5 2 | (2) 2 | 9 5 7

1.

28 29 30

TAB: 7 7 7 7 7 7 4 | 4 3 0 2 1 0 0 | 0 0 |

B: 0 0 0 0 0 0 4 | 4 3 0 2 1 0 0 | 4 0

2.

♩ = 165

♩ = 184

31 32 33

TAB: <7> <7> <7> 0 | 7 9 7 9 7 7 | 5 5 5 5 0 7 |

B: 0 | 7 9 8 9 7 7 | 5 5 5 5 0 7 |

34 35 36

TAB: 7 9 7 9 7 7 | 9 7 7 7 | 5 5 5 5 0 | 7 9 7 9 7 7 | 9 7 7 7 |

B: (7) 9 8 9 0 9 | (9) 7 7 0 7 7 | 5 5 5 5 0 | 7 9 8 9 0 9 | (9) 7 7 0 7 7 |

1.

37 38 39

TAB: 5 5 5 5 0 | 2 5 7 7 | (7) 7 7 7 0 |

B: 5 5 5 5 0 | 2 5 7 7 | (7) 7 7 7 0 |

1.

2.

40 41 42

TAB: 9 5 2 | (2) 2 2 | 4 3 0 2 1 0 0 |

B: 9 5 0 2 | (1) 2 2 | 4 3 0 2 1 0 0 |

D.S. al Coda

2.

Musical notation for measures 43-45. Measure 43 starts with a treble clef, key signature of three sharps (F#, C#, G#), and a 2/4 time signature. Measure 44 changes to a 4/4 time signature. Measure 45 returns to 2/4. The notation includes a melodic line with slurs and accents, and a guitar tablature line with fret numbers and dynamic markings 'H' and 'P'.

Musical notation for measures 46-48. Measure 46 is in 4/4 time. Measure 47 is in 2/4 time. Measure 48 is in 4/4 time. The notation includes a melodic line with slurs and accents, and a guitar tablature line with fret numbers and dynamic markings 'H' and 'P'.

Musical notation for measures 49-51. Measure 49 is in 2/4 time. Measure 50 is in 4/4 time. Measure 51 is in 2/4 time. The notation includes a melodic line with slurs and accents, and a guitar tablature line with fret numbers and dynamic markings 'H' and 'P'.

Musical notation for measures 52-54. Measure 52 is in 2/4 time. Measure 53 is in 4/4 time. Measure 54 is in 2/4 time. The notation includes a melodic line with slurs and accents, and a guitar tablature line with fret numbers and dynamic markings 'H' and 'P'.

Musical notation for measures 55-57. Measure 55 is in 2/4 time. Measure 56 is in 4/4 time. Measure 57 is in 2/4 time. The notation includes a melodic line with slurs and accents, and a guitar tablature line with fret numbers and dynamic markings 'H' and 'P'.

Little Martha

1972
Allman Brothers Band
Steel gitaar 2

Open E
③ = Ab
④ = E
⑤ = B

♩ = 135

Musical notation for measures 1-3. Treble clef, key signature of three sharps (F#, C#, G#), 4/4 time signature. Measure 1 has a fermata over a whole note. Measure 2 has a fermata over a whole note. Measure 3 has a fermata over a whole note. Below the staff are two empty lines labeled 'T' and 'B' for tablature.

Musical notation for measures 4-6. Measure 4 has a fermata over a whole note. Measure 5 has a fermata over a whole note. Measure 6 starts with a 2/4 time signature change and contains a half note (H) on the treble staff and a half note (H) on the bass staff. Below the staff are two empty lines labeled 'T' and 'B' for tablature.

Musical notation for measures 7-9. Measure 7: Treble (P), Bass (P). Measure 8: Treble (H), Bass (H). Measure 9: Treble (P), Bass (P). Tablature for T and B strings shows fret numbers: (0) 0 2 0, 0 2 0, 4, (4) 2 0.

Musical notation for measures 10-12. Measure 10: Treble (H), Bass (H). Measure 11: Treble (P), Bass (P). Measure 12: Treble (H), Bass (H). Tablature for T and B strings shows fret numbers: 0 2 0 0, (0) 0 2 0, 0 2 0 4.

Musical notation for measures 13-15. Measure 13: Treble (P), Bass (P). Measure 14: Treble (H), Bass (H). Measure 15: Treble (P), Bass (P). Tablature for T and B strings shows fret numbers: (4) 0 0, 1 3 2 0, (0) 2 3 1.

Musical notation for measures 16-18. Measure 16: Treble (H), Bass (H). Measure 17: Treble (P), Bass (P). Measure 18: Treble (H), Bass (H). Tablature for T and B strings shows fret numbers: 1 3 2 0, (0) 0 1, 0 2 0 0.

Musical notation for measures 19-21. Treble clef, key signature of three sharps (F#, C#, G#). Measure 19 starts with a half note G4. Measure 20 has a half note A4. Measure 21 has a half note B4. Dynamics: *P* (piano) and *H* (accents).

TAB: (0) 0 | 2 0 | 0 2 0 | 4 | (4) 0 0

Musical notation for measures 22-24. Measure 22 is a whole rest. Measure 23 has a quarter note G4. Measure 24 has a quarter note A4. Rhythmic markings: 3:3 and 4:4.

TAB: | 9 5 7 | 9 5 7 | (7) 7 7 7 7 | 8 5 7 7 7 | (0) 0 0 0 0

Musical notation for measures 25-27. Measure 25 has a quarter note G4. Measure 26 has a quarter note A4. Measure 27 has a quarter note B4. Rhythmic markings: 3:3, 4:4, 3:3.

TAB: 9 5 2 | (2) 2 2 0 | 9 5 7 | 8 5 3 | (0) 3 0 3 0 | 8 5 7 | 0 0 0 | (0) 0 0 0 0 | 0 0 0 0 0 0

Musical notation for measures 28-30. Measure 28 has a quarter note G4. Measure 29 has a quarter note A4. Measure 30 has a whole note chord. Rhythmic markings: 4:4, 4:4.

TAB: (7) 7 7 7 | (7) 7 7 7 | (0) 0 0 0 | (7) 7 7 7 | 3 5 0 1 0 0 | (0) 0 0 | (0) 0 0

Musical notation for measures 31-33. Measure 31 has a quarter note G4. Measure 32 has a quarter note A4. Measure 33 has a quarter note B4. Tempo markings: $\text{♩} = 165$ and $\text{♩} = 184$. Dynamics: *H* (accents) and *P* (piano). Rhythmic marking: 4:4.

TAB: (0) 0 | (0) 0 | 7 9 7 9 | 7 9 7 7 | 5 5 5 5 | (0) 0 | 7 9 7 7 | 7 7 7 | 5 5 5 5 | 7 7 7 7 | 5 5 5 5

Musical notation for measures 34-35 and 36-37. The top staff shows a treble clef with a key signature of three sharps (F#, C#, G#) and a 4/4 time signature. Measure 34 starts with a guitar pick attack (H) on a chord. Measure 35 has a guitar pick attack (P) on a chord. Measure 36 starts with a guitar pick attack (H) on a chord. Measure 37 has a guitar pick attack (P) on a chord. The bottom staff shows the guitar tablature for these measures, with fret numbers and string numbers (T, A, B) indicated.

Musical notation for measures 38-39. The top staff shows a treble clef with a key signature of three sharps (F#, C#, G#) and a 4/4 time signature. Measure 38 starts with a guitar pick attack (H) on a chord. Measure 39 has a guitar pick attack (P) on a chord. The bottom staff shows the guitar tablature for these measures, with fret numbers and string numbers (T, A, B) indicated.

Musical notation for measures 40-42. The top staff shows a treble clef with a key signature of three sharps (F#, C#, G#) and a 4/4 time signature. Measure 40 starts with a guitar pick attack (H) on a chord. Measure 41 has a guitar pick attack (P) on a chord. Measure 42 has a guitar pick attack (P) on a chord. The bottom staff shows the guitar tablature for these measures, with fret numbers and string numbers (T, A, B) indicated.

D.S. al Coda

Musical notation for measures 43-45. The top staff shows a treble clef with a key signature of three sharps (F#, C#, G#) and a 4/4 time signature. Measure 43 starts with a guitar pick attack (H) on a chord. Measure 44 has a guitar pick attack (H) on a chord. Measure 45 has a guitar pick attack (P) on a chord. The bottom staff shows the guitar tablature for these measures, with fret numbers and string numbers (T, A, B) indicated.

Musical notation for measures 46-48. The top staff shows a treble clef with a key signature of three sharps (F#, C#, G#) and a 4/4 time signature. Measure 46 has a guitar pick attack (H) on a chord. Measure 47 has a guitar pick attack (H) on a chord. Measure 48 has a guitar pick attack (H) on a chord. The bottom staff shows the guitar tablature for these measures, with fret numbers and string numbers (T, A, B) indicated.

Musical notation for measures 49-51. The top staff shows a treble clef with a key signature of three sharps (F#, C#, G#) and a 4/4 time signature. Measure 49 has a guitar pick attack (P) on a chord. Measure 50 has a guitar pick attack (H) on a chord. Measure 51 has a guitar pick attack (H) on a chord. The bottom staff shows the guitar tablature for these measures, with fret numbers and string numbers (T, A, B) indicated.

Musical notation for measures 52-54. Treble clef, key signature of three sharps (F#, C#, G#), 4/4 time signature. Measure 52: H (Harmonic) on the 1st string, 1st fret. Measure 53: P (Palm Mute) on the 1st string, 3rd fret. Measure 54: H (Harmonic) on the 1st string, 1st fret.

TAB: Measure 52: 1-3-2-0. Measure 53: (0)-2-3-1. Measure 54: 1-3-2-0.

Musical notation for measures 55-57. Measure 55: H (Harmonic) on the 1st string, 1st fret. Measure 56: H (Harmonic) on the 1st string, 1st fret. Measure 57: P (Palm Mute) on the 1st string, 1st fret.

TAB: Measure 55: (0)-0-1. Measure 56: 0-2-0-0. Measure 57: (0)-0-2-0.

Musical notation for measures 58-60. Measure 58: H (Harmonic) on the 1st string, 1st fret. Measure 59: H (Harmonic) on the 1st string, 1st fret. Measure 60: 2/4 time signature, rest.

TAB: Measure 58: 0-2-0. Measure 59: 4. Measure 60: (4)-0-0.

Musical notation for measures 61-62. Measure 61: 4/4 time signature, rest. Measure 62: 7 (seventh fret), rest. Ends with a double bar line and a circled 'C' symbol.

TAB: Measure 61: Rest. Measure 62: Rest. Ends with a circled 'C' symbol and a vertical line with four '<12>' symbols on each string.

Midnight Rider

1970

Allman Brothers Band

Akoestische gitaar

Standard tuning

♩ = 94

acous. w/pick and fingers

w/ pick

Musical notation for measures 1-3. Measure 1 includes triplet markings (1, 3) and (2). Measure 3 includes a 5x marking. The notation includes a treble clef, a 4/4 time signature, and a key signature of one sharp (F#). Below the staff are guitar tablature lines for Treble (T) and Bass (B) clefs. The tablature uses numbers 0, 2, 3, and (2) to indicate fret positions. The text "let ring" is placed below the staff with a dashed line indicating a sustained note.

Musical notation for measures 4-7. Each measure includes a "let ring" instruction. The notation includes a treble clef and a 4/4 time signature. Below the staff are guitar tablature lines for Treble (T) and Bass (B) clefs. The tablature uses numbers 0, 2, 3, and 0 to indicate fret positions.

Musical notation for measures 8-11. Measure 10 includes a double bar line and a key signature change to two sharps (F# and C#). Measure 11 includes a 5x marking. The notation includes a treble clef and a 4/4 time signature. Below the staff are guitar tablature lines for Treble (T) and Bass (B) clefs. The tablature uses numbers 0, 2, 3, and 0 to indicate fret positions, and includes a section with 'X' marks representing muted notes.

Musical notation for measures 12-15. The notation includes a treble clef and a 4/4 time signature. Below the staff are guitar tablature lines for Treble (T) and Bass (B) clefs. The tablature uses numbers 0, 2, 3, and 2-2 to indicate fret positions.

Musical notation for measures 16-19. Each measure includes a "let ring" instruction. The notation includes a treble clef and a 4/4 time signature. Below the staff are guitar tablature lines for Treble (T) and Bass (B) clefs. The tablature uses numbers 0, 2, 3, and 0 to indicate fret positions.

20 21 22 23

let ring let ring

24 25 26 27

28 29 30 31

let ring let ring let ring let ring

32 33 34

35 36 37

38 39 40 41

let ring let ring

42 43 44 45

let ring let ring let ring let ring

46 *let ring let ring* 47 *let ring let ring* 48 49

TAB: 0 3 2 0 2 0 | 0 3 2 0 2 0 | 0 3 2 0 2 0 | X X X X 3 3 3 3 3 3 3 3

50 51 52 53

TAB: 5 5 5 5 5 5 5 5 | 0 3 2 0 2 0 2 2 | 0 3 2 0 2 0 2 2 | 3 3 3 3 3 3 3 3

54 55 56 57 **4x**

TAB: 5 5 5 5 5 5 5 5 | 0 3 2 0 2 0 2 2 | 0 3 2 0 2 0 2 2 | 3 3 3 3 3 3 3 3

58 59 60

TAB: 5 5 5 5 5 5 5 5 | 0 3 2 0 2 0 2 2 | 0 3 2 0 2 0 3 2

Midnight Rider

1970

Allman Brothers Band

Elektrische gitaar 1

Standard tuning

♩ = 94

1 2 3 4 5 6 7 8 9

5x

elec. w/dist.

10 11 12 13 14 15 16 17

full

18 19 20 21 22 23 24 25

full

26 27 28 29 30 31

w/ echo

32 33

full

Musical notation for measures 34 and 35. The guitar tablature (TAB) shows fret numbers 6, 6, 5, 6, 8, 6, 5, 7, 7. Dynamic markings include "full" and "fullll".

Musical notation for measures 36, 37, 38, 39, 40, and 41. The guitar tablature (TAB) shows fret numbers 6, 6, 5, 6, 5, 7, 5, (5). Dynamic markings include "full".

Musical notation for measures 42 through 50. Measures 42-48 are rests. Measure 49 is marked "elec. w/dist.". The guitar tablature (TAB) shows fret numbers 3, 5, 5, 7. Dynamic markings include "full".

Musical notation for measures 51 through 58. Measure 57 is marked "4x". The guitar tablature (TAB) shows fret numbers 7, 9, (7), (8), 3, 5, 5, 7, 7, 9, (7), (9). Dynamic markings include "full".

Musical notation for measures 59 and 60. Both measures are rests. The guitar tablature (TAB) is empty.

Midnight Rider

1970

Allman Brothers Band

Elektrische gitaar 2

Standard tuning

♩ = 94

5x

Musical notation for measures 1-9. The top staff is a treble clef with a 4/4 time signature. The bottom staff is a guitar TAB. Measure 4 is marked with a double bar line and a '5x' above it, indicating a five-measure repeat. The notation shows a series of whole notes on the treble staff and corresponding fret numbers on the TAB.

Musical notation for measures 10-18. The top staff is a treble clef with a 4/4 time signature. The bottom staff is a guitar TAB. The notation shows a series of whole notes on the treble staff and corresponding fret numbers on the TAB.

Musical notation for measures 19-26. The top staff is a treble clef with a 4/4 time signature. The bottom staff is a guitar TAB. The notation shows a series of whole notes on the treble staff and corresponding fret numbers on the TAB.

elec. w/dist. and slapback echo

Musical notation for measures 27-28. The top staff is a treble clef with a 4/4 time signature. The bottom staff is a guitar TAB. Measure 28 is marked with a double bar line and a 'full' above it, indicating a full tone. The notation shows a series of eighth notes on the treble staff and corresponding fret numbers on the TAB.

Musical notation for measures 29-30. The top staff is a treble clef with a 4/4 time signature. The bottom staff is a guitar TAB. Measure 30 is marked with a double bar line and a 'full' above it, indicating a full tone. The notation shows a series of eighth notes on the treble staff and corresponding fret numbers on the TAB.

Musical notation for measures 31-33. Measure 31 includes the instruction "full" above the notes. Measure 32 includes the instruction "sl.". Measure 33 includes a triplet of eighth notes. The guitar tablature below shows fret numbers: 10-9, 10-9, 9-7, 9, 7, 9, 7, 5, 13, 12-13, 15-15-15, (15), (15), (11), 10-11, 13-13-13, 12.

Musical notation for measures 34-36. Measure 34 includes a triplet of eighth notes. Measure 35 includes a triplet of eighth notes. Measure 36 includes a triplet of eighth notes. The guitar tablature below shows fret numbers: (12), (12), 13, 12-13, 15-15-15, (15), (15), (11), 10-11, 13-13-13, 12, (12), (12), 13, 12-13, 15-15-15.

Musical notation for measures 37-43. Measure 37 includes a triplet of eighth notes. Measure 38 includes a triplet of eighth notes. Measure 39 includes the instruction "w/ slide" and "sl.". Measure 40 includes a triplet of eighth notes. Measure 41, 42, and 43 are whole rests. The guitar tablature below shows fret numbers: (15)-15-15, (15)-13-13, (13), 3-3, 3-3, 7, (7).

Musical notation for measures 44-52, all of which are whole rests. The guitar tablature below is empty.

Musical notation for measures 53-60. Measure 57 includes the instruction "4x". Measures 53, 54, 55, 56, 58, 59, and 60 are whole rests. The guitar tablature below is empty.

One Way Out

1971

Allman Brothers Band

Elektrische gitaar 1

Open A
② = C#
③ = A
④ = E

♩ = 208

Musical notation for measures 1-8. The top staff is a treble clef with a key signature of two sharps (F# and C#) and a 4/4 time signature. The bottom staff is labeled 'TAB' and contains empty lines for guitar tablature.

Musical notation for measures 9-17. Measures 9-12 and 13-17 are marked with repeat signs. Above measure 12 is a bracket labeled '1-3', and above measure 13 is a bracket labeled '4.'. The bottom staff is labeled 'TAB' and contains empty lines for guitar tablature.

Musical notation for measures 18-23. Measures 18-21 are whole rests. Measure 22 has a slash and a checkmark below it. Slurs with 'sl.' are placed over measures 22-23. The bottom staff is labeled 'TAB' and contains tablature for measures 22-23: 12-12, 12-10, 12-12, 12-10, 12-10, 12-10.

Musical notation for measures 24-28. Slurs with 'sl.' are placed over measures 24-28. The bottom staff is labeled 'TAB' and contains tablature for measures 24-28: 12-12, 12-10, 12-12, 12-16, 12-12, 12-10, 12-12, 12-10, 12-10, 12-10, 12-12, 12-12, 12-10, 12-12.

Musical notation for measures 29-32. Slurs with 'sl.' are placed over measures 29-32. The bottom staff is labeled 'TAB' and contains tablature for measures 29-32: 12-12, (12)-12, 10-12, 12-12, 12-10, 12-12, 12-10, 12-10, 12-10, 12-10, 12-10, 12-10, 12-10, 12-10, 12-12, 12-10, 12-12.

Musical notation for measures 33-36. Treble clef, key signature of two sharps (F# and C#). Measure 33 starts with a tremolo on the 12th fret. Slurs and slurs (sl.) are present over notes in measures 33, 34, 35, and 36. The guitar tablature below shows fret numbers for the Treble (T) and Bass (B) staves.

T	12	12	12	10	12	12	12	12
A								
B	12	12	12	12	12	12	12	12

Musical notation for measures 37-40. Treble clef, key signature of two sharps. Measure 37 starts with a tremolo on the 12th fret. Slurs and slurs (sl.) are present over notes in measures 37, 38, 39, and 40. The guitar tablature below shows fret numbers for the Treble (T) and Bass (B) staves.

T	12	12	12	10	12	12	12	12
A								
B	12	12	12	12	12	12	12	12

Musical notation for measures 41-45. Treble clef, key signature of two sharps. Measure 41 starts with a tremolo on the 12th fret. Slurs and slurs (sl.) are present over notes in measures 41, 42, 43, 44, and 45. The guitar tablature below shows fret numbers for the Treble (T) and Bass (B) staves.

T	12	12	12	12	12	12	(12)
A							
B	12	12	12	12	12	12	12

Musical notation for measures 46-49. Treble clef, key signature of two sharps. Measure 46 starts with a tremolo on the 12th fret. Slurs and slurs (sl.) are present over notes in measures 46, 47, 48, and 49. The guitar tablature below shows fret numbers for the Treble (T) and Bass (B) staves.

T	12	12	12	12	12	12	12
A							
B	12	12	12	12	12	12	12

Musical notation for measures 50-53. Treble clef, key signature of two sharps. Measure 50 starts with a tremolo on the 12th fret. Slurs and slurs (sl.) are present over notes in measures 50, 51, 52, and 53. The guitar tablature below shows fret numbers for the Treble (T) and Bass (B) staves.

T	12	12	12	10	12	12	12	12
A								
B	0	12	12	12	12	12	12	12

Musical notation for measures 54-57. Treble clef, key signature of two sharps. Measure 54 starts with a tremolo on the 12th fret. Slurs and slurs (sl.) are present over notes in measures 54, 55, 56, and 57. The guitar tablature below shows fret numbers for the Treble (T) and Bass (B) staves.

T	12	12	12	12	12	12	12	12
A								
B	12	12	12	12	12	12	12	12

Musical notation for measures 58-61. Treble clef, key signature of two sharps (F# and C#). Measure numbers 58, 59, 60, and 61 are indicated. Slurs and slurs with 'sl.' are present. Wavy lines indicate vibrato or tremolo.

TAB: 12 12 12~10 12 12 | 12~10 12 10 12~10 | 12 12~10 12 12 | 12 16

Musical notation for measures 62-66. Treble clef, key signature of two sharps. Measure numbers 62, 63, 64, 65, and 66 are indicated. Slurs and slurs with 'sl.' are present. Wavy lines indicate vibrato or tremolo.

TAB: 12 12 12~10 12 12 | 12~10 12 12~10 12 | 5 5 5 | 12 12~10 12 12

Musical notation for measures 67-70. Treble clef, key signature of two sharps. Measure numbers 67, 68, 69, and 70 are indicated. Slurs and slurs with 'sl.' are present. Wavy lines indicate vibrato or tremolo.

TAB: 12~10 12 10 12 | 12 12~10 12 12 | (12) 11 11 12 12 | 12~10 12 12

Musical notation for measures 71-74. Treble clef, key signature of two sharps. Measure numbers 71, 72, 73, and 74 are indicated. Slurs and slurs with 'sl.' are present. Wavy lines indicate vibrato or tremolo.

TAB: 12~10 12 10 12 | 11 11 12 12 | 12~10 12 12 | (12) 11 11 12 12 | 12~10 12 12

Musical notation for measures 75-78. Treble clef, key signature of two sharps. Measure numbers 75, 76, 77, and 78 are indicated. Slurs and slurs with 'sl.' are present. Wavy lines indicate vibrato or tremolo.

TAB: 12~10 12 10 11 11 12 12 | 12~10 12 12 | (12) 12 12~11 12~10 | 12 12~10 12 12

Musical notation for measures 79-82. Treble clef, key signature of two sharps. Measure numbers 79, 80, 81, and 82 are indicated. Slurs and slurs with 'sl.' are present. Wavy lines indicate vibrato or tremolo.

TAB: 12~10 12 12~10 12 | 12 12 12~10 12 12 | (12) 12~10 9 | 12 12~10 12 12

Musical notation for measures 83-87. Treble clef, key signature of two sharps (F# and C#). Slurs and accents are present. Measure 85 features a wavy line above the staff.

TAB: 12 10 12 12 12 (12) 10 10 10 12

Musical notation for measures 88-92. Treble clef, key signature of two sharps. Measure 88 starts with a double bar line and a 5/5 time signature. Slurs and accents are present. Measure 92 features a wavy line above the staff.

TAB: 5 5 0 12 12 10 12 12 10 12 12 12 12 12

Musical notation for measures 93-96. Treble clef, key signature of two sharps. Measure 93 features a wavy line above the staff. Measure 95 includes a half note (1/2) above the staff.

TAB: (12) 17 0 0 0 0 3 3 0 3 0 0 0 0 0 0

Musical notation for measures 97-101. Treble clef, key signature of two sharps. Slurs and accents are present.

TAB: 3 3 0 3 0 0 0 (0) 0 2 0 0 3 3 0 0 0 0 0 2 0 0 3 0 2 3 4

Musical notation for measures 102-106. Treble clef, key signature of two sharps. Slurs and accents are present.

TAB: 5 5 7 5 5 8 8 5 7 5 5 (5) 5 5 5 8 8 5 5 5 0 0 0 2 0 0

Musical notation for measures 107-110. Treble clef, key signature of two sharps. Slurs and accents are present. Measure 109 includes 'x' marks above the staff.

TAB: 3 3 0 2 0 0 (0) 0 0 2 0 0 3 x 3 x 0 2 0 0 7 7 7 9 7 7

Musical notation for measures 111-115. Treble clef, key signature of two sharps (F# and C#). Measure 111 starts with a treble clef and a key signature change. Measure 115 includes a piano (p) dynamic marking.

TAB: 10 7 10 7 7 7 | 5 5 | 15 \ | 0 0 2 0 | 3 3 0 2 0 0

Musical notation for measures 116-119. Treble clef, key signature of two sharps. Measure 119 includes a piano (p) dynamic marking.

TAB: 0 0 0 2 0 0 | 3 3 0 0 2 0 0 || 0 0 0 2 0 0 | 3 3 0 0 2 0 0

Musical notation for measures 120-123. Treble clef, key signature of two sharps. Measure 122 includes a cross (X) marking. Measure 123 includes a cross (X) marking.

TAB: (0) 0 0 2 0 0 | 3 3 0 0 2 0 0 | (0) 0 X 0 2 0 0 | 3 3 X 0 2 0 0

Musical notation for measures 124-128. Treble clef, key signature of two sharps. Measure 128 includes a (5) marking.

TAB: 0 0 0 2 0 0 | 3 2 3 4 | 5 5 5 7 5 | 8 8 5 7 5 5 | (5) 5 5 7 5 5

Musical notation for measures 129-133. Treble clef, key signature of two sharps. Measure 133 includes a slash (/) marking.

TAB: 8 8 5 5 7 | 0 0 0 2 0 0 | 3 3 0 0 2 0 0 | 0 0 0 2 0 0 | 3 3 0 0 2 0 /

Musical notation for measures 134-138. Treble clef, key signature of two sharps. Measure 138 includes a slash (/) marking.

TAB: 7 7 7 9 7 | 10 10 7 6 | 5 5 | 12 \ | 0 0 0 2 0 0

Musical notation for measures 139-144. Treble clef, key signature of two sharps. Measure 139 includes a piano (p) dynamic marking. Measure 140 includes a piano (p) dynamic marking. Measure 142 is labeled "Interlude". Measure 144 includes a double bar line (||).

TAB: 3 0 3 0 0 0 | (0) 0 2 0 0 | 3 3 2 0 0 | || 12 12 12 12 ||

Musical notation for measures 145-152. The staff shows a treble clef with a key signature of two sharps (F# and C#). The notes are mostly whole rests, indicating a silent passage.

Musical notation for measures 153-156. Measure 153 starts with a slur over a quarter note. Measure 154 has a tremolo. Measure 155 has a slur over a quarter note. Measure 156 has a slur over a quarter note. The tablature below shows fret numbers: 11/12, 17, 17/15, 12/11, 11, 12, (12), 12, 10, 12/10, 12, 10/12.

Musical notation for measures 157-161. Measure 157 has a slur over a quarter note. Measure 158 has a tremolo. Measure 159 has a slur over a quarter note. Measure 160 has a slur over a quarter note. Measure 161 has a slur over a quarter note. The tablature below shows fret numbers: (12), 12/16, 12, 10/12, 12/10.

Musical notation for measures 162-163. Measure 162 has a slur over a quarter note. Measure 163 has a slur over a quarter note. The tablature below shows fret numbers: 12, 12, 12, (12), 9, 12, 12, (12), 12, 9, 12, 12.

Musical notation for measures 164-165. Measure 164 has a slur over a quarter note. Measure 165 has a slur over a quarter note. The tablature below shows fret numbers: 12, 12/10, 12, 12, 12, 12, 0, 3, 3, 15, 17/15.

Musical notation for measures 166-167. Measure 166 has a slur over a quarter note. Measure 167 has a slur over a quarter note. The tablature below shows fret numbers: 7, 7, 5, 7, 7, 15/13, 15/17, 15/17, 13/15, 13, 12, 10/12, 12/10.

Musical notation for measures 168-171. Treble clef, key signature of two sharps (F# and C#). Slurs and slurs are present. Measure numbers 168, 169, 170, and 171 are indicated.

TAB notation for measures 168-171. Measure numbers 168, 169, 170, and 171 are indicated. Fingerings include 10-12, 12-12, 12-10, 10-12, 12, 14-13, 9-12, 12-12, 12-10, 12-10, 12-10, 12-12.

Musical notation for measures 172-174. Treble clef, key signature of two sharps (F# and C#). Slurs and slurs are present. Measure numbers 172, 173, and 174 are indicated.

TAB notation for measures 172-174. Measure numbers 172, 173, and 174 are indicated. Fingerings include (12), 12, 10-12, 10, 12, 15, 17, 15, 15-17, 15-17, 17-15, 15, 15-17, 15-17, (17) 15, 15, 16.

Musical notation for measures 175-178. Treble clef, key signature of two sharps (F# and C#). Slurs and slurs are present. Measure numbers 175, 176, 177, and 178 are indicated.

TAB notation for measures 175-178. Measure numbers 175, 176, 177, and 178 are indicated. Fingerings include 12-15, (15), 12-10, 12-13, 10, 13, 10, (10), (10), 11, 12, 12-10, 12.

Musical notation for measures 179-182. Treble clef, key signature of two sharps (F# and C#). Slurs and slurs are present. Measure numbers 179, 180, 181, and 182 are indicated. A *gva* (glissando) marking is present above measure 180.

TAB notation for measures 179-182. Measure numbers 179, 180, 181, and 182 are indicated. Fingerings include 12-10, 12, 14-16, (16), 17-15, 17-15, 15-19, (19)-20-21, 12-10, 12-12.

Musical notation for measures 183-186. Treble clef, key signature of two sharps (F# and C#). Slurs and slurs are present. Measure numbers 183, 184, 185, and 186 are indicated.

TAB notation for measures 183-186. Measure numbers 183, 184, 185, and 186 are indicated. Fingerings include 12-10, 12, 10, 12-10, 12, 12-10, 12, 12, (12), 11-11, 12, 12-10, 12.

Musical notation for measures 187-190. Treble clef, key signature of two sharps (F# and C#). Slurs and slurs are present. Measure numbers 187, 188, 189, and 190 are indicated.

TAB notation for measures 187-190. Measure numbers 187, 188, 189, and 190 are indicated. Fingerings include 10, 12, 12-10, 12-10, 12, 12-10, 12, 12, (12), 12, 12, 12-10, 12-12.

Musical notation for measures 191-194. Treble clef, key signature of two sharps (F# and C#). Slurs and slurs are present. Measure numbers 191, 192, 193, and 194 are indicated. The guitar tablature below shows fret numbers: 12, 10, 12, 10, 12, 12, (12), 10, 12, 10, 12.

Musical notation for measures 195-198. Treble clef, key signature of two sharps. Slurs and slurs are present. Measure numbers 195, 196, 197, and 198 are indicated. The guitar tablature below shows fret numbers: 10, 12, 12, 10, 12, 10, 12, 12, (12), 10, 12, 12, 10, 12, 12.

Musical notation for measures 199-203. Treble clef, key signature of two sharps. Slurs and slurs are present. Measure numbers 199, 200, 201, 202, and 203 are indicated. The guitar tablature below shows fret numbers: 12, 10, 12, 10, 12, 5, 5, 0, 12, 12, 10, 12, 12, 12, 10, 12, 12.

Musical notation for measures 204-208. Treble clef, key signature of two sharps. Slurs and slurs are present. Measure numbers 204, 205, 206, 207, and 208 are indicated. The guitar tablature below shows fret numbers: 12, 12, 10, 12, 12, (12), 12, 12, 12, 12, 12, 10, 12, 12, 10, 12, 5, 5.

Musical notation for measures 209-212. Treble clef, key signature of two sharps. Slurs and slurs are present. Measure numbers 209, 210, 211, and 212 are indicated. The guitar tablature below shows fret numbers: 0, 12, 12, 10, 12, 12, 12, 10, 12, 12, 10, 12, 12, 12, 12.

Musical notation for measures 213-217. Treble clef, key signature of two sharps. Slurs and slurs are present. Measure numbers 213, 214, 215, 216, and 217 are indicated. A tempo marking of quarter note = 69 is present. The guitar tablature below shows fret numbers: (12), (12), 10, 12, 12, 12, 10, 12, 12, 12, 10, 12, 12, 12, 5, 5.

218 219 220 221 $\text{♩} = 99$

T
A
B

222 223

T
A
B

3 / 15 17 15/17 15/17 15/17 X 11/10 12 \ 12 | 12 \ 3/3 12 12 (12) 12 (12)

224 225

T
A
B

/ 12 10/13 10 | 12 \ 12 10 | (10) \ 10 \

One Way Out

1971

Allman Brothers Band

Elektrische gitaar 2

Standard tuning

♩ = 208

Musical notation for measures 1-8. The staff shows a treble clef, key signature of two sharps (F# and C#), and a 4/4 time signature. The notes are whole notes on the following frets: 1, 2, 3, 4, 5, 6, 7, 8. Below the staff is a guitar tablature (TAB) with six lines.

Musical notation for measures 9-17. Measure 9 is a repeat sign. Measures 10-12 are whole notes on frets 10, 11, and 12. Measure 13 has a bracket over frets 12-13 labeled "1-3". Measure 14 is a whole note on fret 14. Measure 15 is a whole note on fret 15. Measure 16 is a whole note on fret 16. Measure 17 is a whole note on fret 17. Below the staff is a guitar tablature (TAB) with six lines.

Musical notation for measures 18-26. The staff shows a treble clef, key signature of two sharps (F# and C#), and a 4/4 time signature. The notes are whole notes on the following frets: 18, 19, 20, 21, 22, 23, 24, 25, 26. Below the staff is a guitar tablature (TAB) with six lines.

Musical notation for measures 27-35. The staff shows a treble clef, key signature of two sharps (F# and C#), and a 4/4 time signature. The notes are whole notes on the following frets: 27, 28, 29, 30, 31, 32, 33, 34, 35. Below the staff is a guitar tablature (TAB) with six lines.

Musical notation for measures 36-44. The staff shows a treble clef, key signature of two sharps (F# and C#), and a 4/4 time signature. The notes are whole notes on the following frets: 36, 37, 38, 39, 40, 41, 42, 43, 44. Below the staff is a guitar tablature (TAB) with six lines.

Musical notation for measures 45-53. The staff shows a treble clef, key signature of two sharps (F# and C#), and a 4/4 time signature. The notes are whole notes on the following frets: 45, 46, 47, 48, 49, 50, 51, 52, 53. Below the staff is a guitar tablature (TAB) with six lines.

Musical notation for measures 54-62. Treble clef, key signature of three sharps (F#, C#, G#). The staff contains rests for all measures. Below the staff is a blank guitar tablature (TAB) with six lines.

Musical notation for measures 63-71. Treble clef, key signature of three sharps. The staff contains rests for all measures. Below the staff is a blank guitar tablature (TAB) with six lines.

Musical notation for measures 72-80. Treble clef, key signature of three sharps. The staff contains rests for all measures. Below the staff is a blank guitar tablature (TAB) with six lines.

Musical notation for measures 81-89. Treble clef, key signature of three sharps. The staff contains rests for all measures. Below the staff is a blank guitar tablature (TAB) with six lines.

Musical notation for measures 90-95. Treble clef, key signature of three sharps. Measure 94 has a tremolo effect. Measure 95 has a melodic phrase with a 'p' (piano) dynamic. Below the staff is a guitar tablature (TAB) with fret numbers: 10 10, 8, 10-10-10-8, 10.

Musical notation for measures 96-100. Treble clef, key signature of three sharps. Measure 96 has a tremolo effect. Measure 97 has a melodic phrase. Measure 98 has a melodic phrase with a 'full' dynamic. Measure 99 has a melodic phrase. Measure 100 has a melodic phrase with a 'p' dynamic. Below the staff is a guitar tablature (TAB) with fret numbers: 10, 8, (8) 1/2, 8 10 8 8, 10 full (10) 8 10, 10 8 10 9.

Musical notation for measures 101-104. Treble clef, key signature of three sharps. Measure 101 has a melodic phrase with a 'p' dynamic. Measure 102 has a melodic phrase with a 'sl' (slide) dynamic. Measure 103 has a melodic phrase with a 'p' dynamic. Measure 104 has a melodic phrase with a 'p' dynamic and a triplet of eighth notes. Below the staff is a guitar tablature (TAB) with fret numbers: 8-10-8, 9 10 9 8 9, sl 11 10-12 11 12 11, 10 12 10 12 1/2 10 12 11, 10-12 1/2 12 1/2.

Musical notation for measures 105-109. The guitar part (TAB) includes fret numbers 12, 10, 11, and 12, with dynamic markings such as $\frac{1}{2}$, full, and $\frac{1}{2}$.

Musical notation for measures 110-114. The guitar part (TAB) includes fret numbers 12, 10, 8, 10, 8, 10, 8, 10, 8, 10, 8, 10, 9, with dynamic markings such as H, P, full, and $\frac{1}{2}$.

Musical notation for measures 115-118. The guitar part (TAB) includes fret numbers 8, 9, 7, 5, 6, 7, 7, 5, 7, 7, 7, 7, 5, 7, 9, 8, 5, 8, 5, 8, 5, 8, 5, 8, with dynamic markings such as P, H, sl., and P.

Musical notation for measures 119-123. The guitar part (TAB) includes fret numbers 8, 8, 5, 8, 5, 8, 5, 8, 5, 8, 8, 5, 8, 5, 8, 10, 10, 10, 8, 8, 10, 8, 9, 7, with dynamic markings such as P, full, (8), sl., and sl.

Musical notation for measures 124-128. The guitar part (TAB) includes fret numbers 5, 5, (5), 7, (7), 5, 7, 5, 7, 5, 7, 9, 7, 9, 9, 7, 9, 9, 7, 9, 3, 5, 9, 7, 7, 9, 7, with dynamic markings such as sl., H, and sl.

Musical notation for measures 129-132. The guitar part (TAB) includes fret numbers 5, (5), 7, 5, 7, 7, (7), 7, (5), (7), 7, 5, 7, 7, 7, 6, 8, 9, 8, 9, 10, 9, with dynamic markings such as P, $\frac{1}{4}$, full, P, and sl.

Musical notation for measures 133-136. Treble clef, key signature of two sharps (F# and C#). Measure 133 starts with a treble clef and a key signature change to two sharps. Measure 134 has a *P* (pizzicato) marking. Measure 135 has a *P* marking. Measure 136 has a *P* marking. The guitar tablature below shows fret numbers: 8-10, 8-9-10-10, 10, 10, 10, 8, 10, 10, 10, 10, 10, 10, 10, 10.

Musical notation for measures 137-141. Measure 137 has a *P* marking. Measure 138 has a *P* marking. Measure 139 has a *P* marking. Measure 140 has a *P* marking. Measure 141 has *sl.* (slide) and *H* (hammer-on) markings. The guitar tablature below shows fret numbers: 10, 10, 8, 10, 8, 10, 10, 8, 8, 10, 9, 10, 10, 8, 9, 9, 8, 9, 7, 5, 6, 7, 7.

Interlude

Musical notation for measures 142-149. Measure 142 has a *P* marking. Measure 149 has a *P* marking. The guitar tablature below shows fret numbers: 7, (7), 5.

Musical notation for measures 150-154. Measure 150 has a *P* marking. Measure 151 has a *P* marking. Measure 152 has a *P* marking. Measure 153 has a *P* marking. Measure 154 has an *H* marking. The guitar tablature below shows fret numbers: 8, (8), 5, 8, 5, 7, (7), 5, 7, 7, 5, 7, 5, 7, 9, (9).

Musical notation for measures 155-161. Measure 155 has a *P* marking. Measure 156 has a *P* marking. Measure 157 has a *P* marking. Measure 158 has a *P* marking. Measure 159 has a *P* marking. Measure 160 has a *P* marking. Measure 161 has a *P* marking. The guitar tablature below shows fret numbers: 10, 10, 8, 10, 10, 8, 10, 8, 10, 8, 10, 10, 10.

Musical notation for measures 162-169. Measure 162 has a *P* marking. Measure 163 has a *P* marking. Measure 164 has a *P* marking. Measure 165 has a *P* marking. Measure 166 has a *P* marking. Measure 167 has a *P* marking. Measure 168 has a *P* marking. Measure 169 has a *P* marking. The guitar tablature below shows fret numbers: 10, 10, 10, 10, 10, 10, 10, 10.

Musical notation for measures 170-178. Treble clef, key signature of two sharps (F# and C#). The staff contains rests for each measure. Below the staff is a guitar tablature (TAB) section with six empty lines.

Musical notation for measures 179-187. Treble clef, key signature of two sharps (F# and C#). The staff contains rests for each measure. Below the staff is a guitar tablature (TAB) section with six empty lines.

Musical notation for measures 188-196. Treble clef, key signature of two sharps (F# and C#). The staff contains rests for each measure. Below the staff is a guitar tablature (TAB) section with six empty lines.

Musical notation for measures 197-205. Treble clef, key signature of two sharps (F# and C#). The staff contains rests for each measure. Below the staff is a guitar tablature (TAB) section with six empty lines.

Musical notation for measures 206-214. Treble clef, key signature of two sharps (F# and C#). The staff contains rests for each measure. A tempo marking of $\text{♩} = 69$ is present at the end of the staff. Below the staff is a guitar tablature (TAB) section with six empty lines.

Musical notation for measures 215-222. Treble clef, key signature of two sharps (F# and C#). The staff contains rests for measures 215-220. Measure 221 has a tempo marking of $\text{♩} = 99$ and a time signature change to 9/8. Measure 222 has a time signature change to 12/8. Below the staff is a guitar tablature (TAB) section with six empty lines.

Musical notation for measures 223-225. Treble clef, key signature of two sharps (F# and C#). The staff contains rests for measures 223-225. A time signature change to 4/4 is indicated at the start of measure 224. Below the staff is a guitar tablature (TAB) section with six empty lines.

One Way Out

1971

Allman Brothers Band

Slaggitaar

Standard tuning

♩ = 208

Musical notation for measures 1-4. Treble clef, key signature of two sharps (F# and C#), 4/4 time signature. Measure 1 starts with a quarter rest. Measures 1-4 contain eighth and quarter notes. Dynamics include piano (P). Fingering numbers 1, 2, 3, 4 are indicated above notes. The guitar tablature below shows fret numbers for the top (T) and bottom (B) strings.

T							
B	7	7	5	7	7	5	7

Musical notation for measures 5-8. Treble clef, key signature of two sharps, 4/4 time signature. Measures 5-8 contain eighth and quarter notes. Dynamics include piano (P). Fingering numbers 5, 6, 7, 8 are indicated above notes. The guitar tablature below shows fret numbers for the top (T) and bottom (B) strings.

T							
B	0	7	7	5	7	7	5

Musical notation for measures 9-12. Treble clef, key signature of two sharps, 4/4 time signature. Measure 9 starts with a quarter rest. Measures 9-12 contain eighth and quarter notes. Dynamics include piano (P). Fingering numbers 9, 10, 11, 12 are indicated above notes. A first ending bracket labeled '1-3' spans measures 11 and 12. The guitar tablature below shows fret numbers for the top (T) and bottom (B) strings.

T							
B	0	7	7	5	7	7	5

Musical notation for measures 13-16. Treble clef, key signature of two sharps, 4/4 time signature. Measure 13 starts with a quarter rest. Measures 13-16 contain eighth and quarter notes. Dynamics include piano (P). Fingering numbers 13, 14, 15, 16 are indicated above notes. A half note (1/2) is indicated above a note in measure 13. A first ending bracket labeled '4.' spans measures 13 and 14. The guitar tablature below shows fret numbers for the top (T) and bottom (B) strings.

T							
B	5	7	5	8	0	7	7

Musical notation for measures 17-20. Treble clef, key signature of two sharps, 4/4 time signature. Measures 17-20 contain eighth and quarter notes. Dynamics include piano (P). Fingering numbers 17, 18, 19, 20 are indicated above notes. The guitar tablature below shows fret numbers for the top (T) and bottom (B) strings.

T							
B	5	7	5	5	0	7	7

Musical notation for measures 21-24. Treble clef, key signature of two sharps (F# and C#), 7/8 time signature. Measures 21 and 23 contain eighth notes, while measures 22 and 24 contain quarter notes. Dynamics include piano (P) markings. Fingering numbers 5, 7, and 0 are shown below the notes.

Musical notation for measures 25-28. Treble clef, key signature of two sharps (F# and C#), 7/8 time signature. Measures 25 and 27 contain eighth notes, while measures 26 and 28 contain quarter notes. Dynamics include piano (P) markings. Fingering numbers 5, 7, and 0 are shown below the notes.

Musical notation for measures 29-32. Treble clef, key signature of two sharps (F# and C#), 7/8 time signature. Measures 29 and 31 contain eighth notes, while measures 30 and 32 contain quarter notes. Dynamics include piano (P) markings. Fingering numbers 5, 7, and 0 are shown below the notes.

Musical notation for measures 33-36. Treble clef, key signature of two sharps (F# and C#), 7/8 time signature. Measures 33 and 35 contain eighth notes, while measures 34 and 36 contain quarter notes. Dynamics include piano (P) markings. Fingering numbers 5, 7, and 0 are shown below the notes.

Musical notation for measures 37-40. Treble clef, key signature of two sharps (F# and C#), 7/8 time signature. Measures 37 and 39 contain eighth notes, while measures 38 and 40 contain quarter notes. Dynamics include piano (P) markings. Fingering numbers 5, 7, 9, and 0 are shown below the notes.

Musical notation for measures 41-44. Treble clef, key signature of two sharps (F# and C#), 7/8 time signature. Measures 41 and 43 contain eighth notes, while measures 42 and 44 contain quarter notes. Dynamics include piano (P) markings. Fingering numbers 5, 7, and 0 are shown below the notes.

Musical notation for measures 45-48. Treble clef, key signature of two sharps (F# and C#), 7/8 time signature. Measures 45 and 47 contain eighth notes, while measures 46 and 48 contain quarter notes. Dynamics include piano (P) markings. Fingering numbers 5, 7, and 0 are shown below the notes.

Musical notation for measures 49-52. Treble clef, key signature of two sharps (F# and C#), 7/8 time signature. Measures 49 and 51 contain eighth notes with a grace note. Measures 50 and 52 contain quarter notes with a grace note. Dynamics include *p* (piano) and *P* (pizzicato). Fingering numbers 5, 7, and 0 are shown.

TAB: 5 7 5 5 7 7 | 0 7 7 5 7 7 | 5 7 5 5 7 7 | 0 7 7 5 7 7

Musical notation for measures 53-56. Treble clef, key signature of two sharps (F# and C#), 7/8 time signature. Measures 53 and 55 contain eighth notes with a grace note. Measures 54 and 56 contain quarter notes with a grace note. Dynamics include *p* (piano) and *P* (pizzicato). Fingering numbers 5, 7, and 0 are shown.

TAB: 5 7 5 5 7 7 | 5 7 7 5 7 7 | 5 7 5 5 7 7 | 5 7 7 5 7 7

Musical notation for measures 57-60. Treble clef, key signature of two sharps (F# and C#), 7/8 time signature. Measures 57 and 59 contain eighth notes with a grace note. Measures 58 and 60 contain quarter notes with a grace note. Dynamics include *p* (piano) and *P* (pizzicato). Fingering numbers 5, 7, and 0 are shown.

TAB: 5 7 5 5 7 7 | 0 7 7 5 7 7 | 5 7 5 5 7 7 | 0 7 7 5 7 7

Musical notation for measures 61-65. Treble clef, key signature of two sharps (F# and C#), 7/8 time signature. Measures 61 and 63 contain eighth notes with a grace note. Measure 62 contains a quarter note with a grace note. Measure 64 contains a whole note chord. Measure 65 is a whole rest. Dynamics include *p* (piano) and *P* (pizzicato). Fingering numbers 5, 7, 9, and 0 are shown.

TAB: 5 7 5 5 5 | 7 9 9 7 9 9 | 7 9 7 9 | 7/7 7/5

Musical notation for measures 66-69. Treble clef, key signature of two sharps (F# and C#), 7/8 time signature. Measures 66 and 68 contain quarter notes with a grace note. Measures 67 and 69 contain eighth notes with a grace note. Dynamics include *p* (piano) and *P* (pizzicato). Fingering numbers 0, 7, and 5 are shown.

TAB: 0 7 7 5 7 7 | 5 7 5 5 7 7 | 0 7 7 5 7 7 | 5 7 5 5 7 7

Musical notation for measures 70-73. Treble clef, key signature of two sharps (F# and C#), 7/8 time signature. Measures 70 and 72 contain quarter notes with a grace note. Measures 71 and 73 contain eighth notes with a grace note. Dynamics include *p* (piano) and *P* (pizzicato). Fingering numbers 0, 7, and 5 are shown.

TAB: 0 7 7 5 7 7 | 5 7 5 5 7 7 | 0 7 7 5 7 7 | 5 7 5 5 7 7

Musical notation for measures 74-77. Treble clef, key signature of two sharps (F# and C#), 7/8 time signature. Measures 74 and 76 contain quarter notes with a grace note. Measures 75 and 77 contain eighth notes with a grace note. Dynamics include *p* (piano) and *P* (pizzicato). Fingering numbers 0, 7, and 5 are shown.

TAB: 0 7 7 5 7 7 | 5 7 5 5 7 7 | 0 7 7 5 7 7 | 5 7 5 5 7 7

Musical notation for measures 78-81. Treble clef, key signature of two sharps (F# and C#), 4/4 time signature. Measures 78 and 80 contain melodic lines with accents and dynamics markings (P). Measures 79 and 81 contain rests. The guitar tablature below shows fret numbers for both hands (T and B).

78 79 80 81

TAB 5 7 7 5 7 7 | 5 7 5 5 7 7 | 5 7 7 5 7 7 | 5 7 5 5 7

Musical notation for measures 82-85. Treble clef, key signature of two sharps (F# and C#), 4/4 time signature. Measures 82 and 84 contain melodic lines with accents and dynamics markings (P). Measures 83 and 85 contain rests. The guitar tablature below shows fret numbers for both hands (T and B).

82 83 84 85

TAB 0 7 7 5 7 7 | 5 7 5 5 7 7 | 0 7 7 5 7 7 | 5 7 5 5 5

Musical notation for measures 86-90. Treble clef, key signature of two sharps (F# and C#), 4/4 time signature. Measures 86 and 88 contain melodic lines with accents and dynamics markings (P). Measure 87 contains a rest. Measure 89 contains a whole rest. Measure 90 contains a melodic line with an accent and dynamics marking (P). The guitar tablature below shows fret numbers for both hands (T and B).

86 87 88 89 90

TAB 7 9 9 7 9 9 | 7 9 7 9 | 7 7 5 | 0 7 7 5 7 7

Musical notation for measures 91-96. Treble clef, key signature of two sharps (F# and C#), 4/4 time signature. Measures 91 and 92 contain melodic lines with accents and dynamics markings (P). Measure 93 contains a rest. Measures 94, 95, and 96 contain whole rests. The guitar tablature below shows fret numbers for both hands (T and B).

91 92 93 94 95 96

TAB 7 5 7 5 7 5 | 0 7 7 5 7 7 | (7)\ || || ||

Musical notation for measures 97-105. Treble clef, key signature of two sharps (F# and C#), 4/4 time signature. All measures (97-105) contain whole rests. The guitar tablature below is empty.

97 98 99 100 101 102 103 104 105

TAB

Musical notation for measures 106-114. Treble clef, key signature of two sharps (F# and C#), 4/4 time signature. All measures (106-114) contain whole rests. The guitar tablature below is empty.

106 107 108 109 110 111 112 113 114

TAB

Musical notation for measures 115-123. Treble clef, key signature of two sharps (F# and C#), 4/4 time signature. All measures (115-123) contain whole rests. The guitar tablature below is empty.

115 116 117 118 119 120 121 122 123

TAB

Musical notation for measures 124-132. Treble clef, key signature of three sharps (F#, C#, G#). The staff contains whole rests for each measure. Below the staff is a blank guitar tablature (TAB) section.

Musical notation for measures 133-141. Treble clef, key signature of three sharps (F#, C#, G#). The staff contains whole rests for each measure. Below the staff is a blank guitar tablature (TAB) section.

Interlude

Musical notation for measures 142-150. Treble clef, key signature of three sharps (F#, C#, G#). The staff contains whole rests for each measure. Below the staff is a blank guitar tablature (TAB) section.

Musical notation for measures 151-159. Treble clef, key signature of three sharps (F#, C#, G#). The staff contains whole rests for each measure. Below the staff is a blank guitar tablature (TAB) section.

Musical notation for measures 160-166. Treble clef, key signature of three sharps (F#, C#, G#). Measures 160-164 contain whole rests. Measure 165 has a 3/4 time signature and a whole rest. Measure 166 has a 4/4 time signature and a whole rest. Below the staff is a blank guitar tablature (TAB) section.

Musical notation for measures 167-170. Treble clef, key signature of three sharps (F#, C#, G#). Measure 167: quarter rest, eighth note G4, quarter note A4, quarter note B4. Measure 168: quarter note G4, quarter note A4, quarter note B4, quarter note A4. Measure 169: quarter rest, eighth note G4, quarter note A4, quarter note B4. Measure 170: quarter note G4, quarter note A4, quarter note B4, quarter note A4. Dynamics: *p* above notes in measures 168, 169, and 170. Below the staff is a guitar tablature (TAB) section with the following fret numbers: 5 7 5 5 7 7 | 7 5 7 5 7 7 | 5 7 5 5 7 7 | 0 7 7 5 7 7.

Musical notation for measures 171-174. Treble clef, key signature of three sharps (F#, C#, G#). Measure 171: quarter rest, eighth note G4, quarter note A4, quarter note B4, quarter note A4. Measure 172: quarter note G4, quarter note A4, quarter note B4, quarter note A4. Measure 173: quarter rest, eighth note G4, quarter note A4, quarter note B4. Measure 174: quarter note G4, quarter note A4, quarter note B4, quarter note A4. Dynamics: *p* above notes in measures 172, 173, and 174. Below the staff is a guitar tablature (TAB) section with the following fret numbers: 5 7 7 5 5 7 7 | 0 7 7 5 7 7 | 5 7 5 5 5 | 7 9 9 7 9 9.

Musical notation for measures 175-178. Treble clef, key signature of two sharps (F# and C#), 7/8 time signature. Measure 175: quarter rest, eighth note G4, quarter note A4, quarter note B4. Measure 176: eighth note G4, eighth note A4, quarter note B4, quarter note C5. Measure 177: eighth note G4, eighth note A4, quarter note B4, quarter note C5. Measure 178: quarter rest, quarter note B4, quarter note A4, quarter note G4. Bass clef: Measure 175: 7, 9, 7, 9. Measure 176: 5, 7, 5, 7. Measure 177: 5, 7, 5, 7. Measure 178: 7, 7, 5, 7. Dynamics: *p* in measure 178.

Musical notation for measures 179-182. Treble clef, key signature of two sharps (F# and C#), 7/8 time signature. Measure 179: eighth note G4, eighth note A4, quarter note B4, quarter note C5. Measure 180: quarter note B4, quarter note A4, quarter note G4. Measure 181: eighth note G4, eighth note A4, quarter note B4, quarter note C5. Measure 182: quarter note B4, quarter note A4, quarter note G4. Bass clef: Measure 179: 5, 7, 5, 5, 7, 7. Measure 180: 0, 7, 7, 5, 7, 7. Measure 181: 5, 7, 5, 5, 7, 7. Measure 182: 0, 7, 7, 5, 7, 7. Dynamics: *p* in measures 180, 181, and 182.

Musical notation for measures 183-186. Treble clef, key signature of two sharps (F# and C#), 7/8 time signature. Measure 183: eighth note G4, eighth note A4, quarter note B4, quarter note C5. Measure 184: quarter note B4, quarter note A4, quarter note G4. Measure 185: eighth note G4, eighth note A4, quarter note B4, quarter note C5. Measure 186: quarter note B4, quarter note A4, quarter note G4. Bass clef: Measure 183: 5, 7, 5, 5, 7, 7. Measure 184: 0, 7, 7, 5, 7, 7. Measure 185: 5, 7, 5, 5, 7, 7. Measure 186: 0, 7, 7, 5, 7, 7. Dynamics: *p* in measures 184, 185, and 186.

Musical notation for measures 187-190. Treble clef, key signature of two sharps (F# and C#), 7/8 time signature. Measure 187: eighth note G4, eighth note A4, quarter note B4, quarter note C5. Measure 188: quarter note B4, quarter note A4, quarter note G4. Measure 189: eighth note G4, eighth note A4, quarter note B4, quarter note C5. Measure 190: quarter note B4, quarter note A4, quarter note G4. Bass clef: Measure 187: 5, 7, 5, 5, 7, 7. Measure 188: 0, 7, 7, 5, 7, 7. Measure 189: 5, 7, 5, 5, 7, 7. Measure 190: 5, 7, 7, 5, 7, 7. Dynamics: *p* in measures 188, 189, and 190.

Musical notation for measures 191-194. Treble clef, key signature of two sharps (F# and C#), 7/8 time signature. Measure 191: eighth note G4, eighth note A4, quarter note B4, quarter note C5. Measure 192: quarter note B4, quarter note A4, quarter note G4. Measure 193: eighth note G4, eighth note A4, quarter note B4, quarter note C5. Measure 194: quarter note B4, quarter note A4, quarter note G4. Bass clef: Measure 191: 5, 7, 5, 5, 7, 7. Measure 192: 5, 7, 7, 5, 7, 7. Measure 193: 5, 7, 5, 5, 7. Measure 194: 0, 7, 7, 5, 7, 7. Dynamics: *p* in measures 192, 193, and 194.

Musical notation for measures 195-198. Treble clef, key signature of two sharps (F# and C#), 7/8 time signature. Measure 195: eighth note G4, eighth note A4, quarter note B4, quarter note C5. Measure 196: quarter note B4, quarter note A4, quarter note G4. Measure 197: eighth note G4, eighth note A4, quarter note B4, quarter note C5. Measure 198: quarter note B4, quarter note A4, quarter note G4. Bass clef: Measure 195: 5, 7, 5, 5, 7, 7. Measure 196: 0, 7, 7, 5, 7, 7. Measure 197: 5, 7, 5, 5, 5. Measure 198: 7, 9, 9, 7, 9, 9. Dynamics: *p* in measures 196, 197, and 198.

Musical notation for measures 199-203. Treble clef, key signature of two sharps (F# and C#), 4/4 time signature. Measure 199 starts with a 7th fret barre. Measure 200 has a 7/5 barre. Measure 202 has a *P* (piano) dynamic marking. Measure 203 has a *P* dynamic marking.

TAB: 7 9 7 7 9 | 7/5 | 0 7 7 5 7 7 | 5 7 5 5 7 7

Musical notation for measures 204-208. Measure 204 has a *P* dynamic marking. Measure 205 has a *P* dynamic marking. Measure 206 has a *P* dynamic marking. Measure 208 ends with a 7/5 barre.

TAB: 0 7 7 5 7 7 | 5 7 5 5 5 | 7 9 9 7 9 9 | 7 9 7 7 9 | 7/5

Musical notation for measures 209-213. Measure 209 has a *P* dynamic marking. Measure 210 has a *P* dynamic marking. Measure 211 has a *P* dynamic marking. Measure 212 has a *P* dynamic marking. Measure 213 has a *P* dynamic marking.

TAB: 0 7 7 5 7 7 | 5 7 5 5 7 7 | 0 7 7 5 7 7 | 5 7 5 5 5

Musical notation for measures 214-220. Tempo marking: $\text{♩} = 69$. Measure 214 has a *P* dynamic marking. Measure 215 has a *P* dynamic marking. Measure 216 has a 7/5 barre. Measures 217-220 are whole rests.

TAB: 7 9 9 7 9 9 | 7 9 7 7 9 | 7/5 | | | |

Musical notation for measures 221-222. Tempo marking: $\text{♩} = 99$. Measure 221 has a 7/8 time signature. Measure 222 has a 12/8 time signature. Measure 222 includes the instruction "let ring" above the notes. Dynamic markings "full" are placed above notes in measures 222-225.

TAB: 7 | 9 | 7 8 9 8 7 7 | 7 | 6

Musical notation for measures 223-225. Measure 223 has a *P* dynamic marking. Measure 224 has a *P* dynamic marking. Measure 225 has a *P* dynamic marking. Measure 224 includes the instruction "let ring" above the notes. Dynamic markings "full" are placed above notes in measures 223-225. Measure 224 has a 5/4 time signature. Measure 225 has a 7/4 time signature.

TAB: 7 | 7 5 8 6 7 | 5 10 (10) 5 6 5 6 7 | (7) \

Please Call Home

1970

Allman Brothers Band

Akoestische gitaar

♩ = 64

A Intro

B 1st Verse

Chord diagrams for B 1st Verse: C, B \flat 6, Fmaj7, Dm, C, B \flat 6.

Measures 5-7: C, B \flat 6, Fmaj7, Dm, C, B \flat 6.

Tablature for measures 5-7:

0	0	0	0	0	0	0	0
1	1	3	3	1	1	3	3
0	0	0	0	2	2	0	0
2	2	1	1	3	3	2	2
3	3			3	3	3	3

C Chorus

Chord diagrams for C Chorus: Fmaj7, Dm, C, B \flat 6, Fmaj7, Dm, C, G/B, Am, G.

Measures 8-11: Fmaj7, Dm, C, B \flat 6, Fmaj7, Dm, C, G/B, Am, G.

Tablature for measures 8-11:

0	0	1	1	0	0	0	0	0	0	0	3
1	1	2	2	0	0	1	1	0	0	0	3
2	2	3	3	0	0	2	2	0	0	2	0
3	3	0	0	3	3	2	2	3	2	0	0
				1	1	0	0	0	0	0	3

D 2nd Verse

Chord diagrams for D 2nd Verse: F, F \sharp o7, G, C, B \flat 6, Fmaj7, Dm, C, B \flat 6, Fmaj7, Dm, C, B \flat 6.

Measures 12-19: F, F \sharp o7, G, C, B \flat 6, Fmaj7, Dm, C, B \flat 6, Fmaj7, Dm, C, B \flat 6.

Tablature for measures 12-19:

1	1	1	1	1	1	1	1	3	0	0	3	3
1	1	2	2	1	1	2	2	0	0	1	1	3
2	2	3	3	2	2	0	0	2	2	0	0	0
3	3	1	1	2	2	3	3	0	0	3	3	0
				2	2	2	2	3	3	2	2	0

E Chorus

Fmaj7 **Dm** **C** **G/B** **Am** **G** **F** **F#o7**

20 21 22 23

TAB

F Bridge

G **Am** **G**

24 25 26

TAB

Am **G** **Am**

27 28 29

TAB

G **Fmaj7** **C** **B:6**

30 31 32 33

TAB

G 3rd Verse

Dm **C** **C** **B \flat 6** **Fmaj7** **Dm** **C** **B \flat 6**

34 35 36 37

TAB

H Chorus

Fmaj7 **Dm** **C** **B \flat 6** **Fmaj7** **Dm** **C** **G/B** **Am** **G**

38 39 40 41

TAB

F **C** **G/B** **Am** **G**

42 43

TAB

F **C** **G/B** **Am** **G**

44 45

TAB

F **C** **G/B** **Am** **G**

46

TAB

1	1	1	1	1	1	1	1	1	1	1	1	0	0	0	3	3	3
1	1	1	1	1	1	1	1	1	1	1	1	1	1	1	1	1	1
2	2	2	2	2	2	2	2	2	2	2	2	0	0	0	3	3	3
3	3	3	3	3	3	3	3	3	3	3	3	2	2	2	0	0	0
3	3	3	3	3	3	3	3	3	3	3	3	2	2	2	0	0	0
1	1	1	1	1	1	1	1	1	1	1	1	3	3	3	3	3	3

F **C** **G/B** **Am** **G**

48

TAB

1	1	1	1	1	1	1	1	1	1	1	1	0	0	0	3	3	3
1	1	1	1	1	1	1	1	1	1	1	1	1	1	1	1	1	1
2	2	2	2	2	2	2	2	2	2	2	2	0	0	0	3	3	3
3	3	3	3	3	3	3	3	3	3	3	3	2	2	2	0	0	0
3	3	3	3	3	3	3	3	3	3	3	3	2	2	2	0	0	0
1	1	1	1	1	1	1	1	1	1	1	1	3	3	3	3	3	3

F **C** **G/B** **Am** **G**

50

TAB

1	1	1	1	1	1	1	1	1	1	1	1	0	0	0	3	3	3
1	1	1	1	1	1	1	1	1	1	1	1	1	1	1	1	1	1
2	2	2	2	2	2	2	2	2	2	2	2	0	0	0	3	3	3
3	3	3	3	3	3	3	3	3	3	3	3	2	2	2	0	0	0
3	3	3	3	3	3	3	3	3	3	3	3	2	2	2	0	0	0
1	1	1	1	1	1	1	1	1	1	1	1	3	3	3	3	3	3

F **C** **G/B** **Am** **G**

52

TAB

1	1	1	1	1	1	1	1	1	1	1	1	0	0	0	3	3	3
1	1	1	1	1	1	1	1	1	1	1	1	1	1	1	1	1	1
2	2	2	2	2	2	2	2	2	2	2	2	0	0	0	3	3	3
3	3	3	3	3	3	3	3	3	3	3	3	2	2	2	0	0	0
3	3	3	3	3	3	3	3	3	3	3	3	2	2	2	0	0	0
1	1	1	1	1	1	1	1	1	1	1	1	3	3	3	3	3	3

F **C** **G/B** **Am** **G**

54

55

TAB

1	1	1	1	1	1	1	1	1	1	1	1	1	1	0	0	0	3	3	3
1	1	1	1	1	1	1	1	1	1	1	1	1	1	1	1	1	3	3	3
3	3	3	3	3	3	3	3	3	3	3	3	3	3	2	2	2	0	0	0
3	3	3	3	3	3	3	3	3	3	3	3	3	3	2	2	2	0	0	0
1	1	1	1	1	1	1	1	1	1	1	1	1	1	3	3	3	2	2	2

F **C** **G/B** **Am** **G**

56

57

TAB

1	1	1	1	1	1	1	1	1	1	1	1	1	1	0	0	0	3	3	3
2	2	2	2	2	2	2	2	2	2	2	2	2	2	1	1	1	2	2	2
3	3	3	3	3	3	3	3	3	3	3	3	3	3	2	2	2	0	0	0
3	3	3	3	3	3	3	3	3	3	3	3	3	3	2	2	2	0	0	0
1	1	1	1	1	1	1	1	1	1	1	1	1	1	3	3	3	2	2	2

F **C** **G/B** **Am** **G**

58

59

TAB

1	1	1	1	1	1	1	1	1	1	1	1	1	1	0	0	0	3	3	3
1	1	1	1	1	1	1	1	1	1	1	1	1	1	1	1	1	3	3	3
2	2	2	2	2	2	2	2	2	2	2	2	2	2	0	0	0	0	0	0
3	3	3	3	3	3	3	3	3	3	3	3	3	3	2	2	2	0	0	0
3	3	3	3	3	3	3	3	3	3	3	3	3	3	2	2	2	0	0	0
1	1	1	1	1	1	1	1	1	1	1	1	1	1	3	3	3	2	2	2

F **C** **G/B** **Am** **G**

60

61

TAB

1	1	1	1	1	1	1	1	1	1	1	1	1	1	0	0	0	3	3	3
1	1	1	1	1	1	1	1	1	1	1	1	1	1	1	1	1	3	3	3
2	2	2	2	2	2	2	2	2	2	2	2	2	2	0	0	0	2	2	2
3	3	3	3	3	3	3	3	3	3	3	3	3	3	2	2	2	0	0	0
3	3	3	3	3	3	3	3	3	3	3	3	3	3	2	2	2	0	0	0
1	1	1	1	1	1	1	1	1	1	1	1	1	1	3	3	3	2	2	2

F **C** **G/B** **Am** **G**

62

63

TAB

1	1	1	1	1	1	1	1	1	1	1	1	0	0	0	0	0	0	3	3	3
1	1	1	1	1	1	1	1	1	1	1	1	1	1	1	1	1	1	0	0	0
2	2	2	2	2	2	2	2	2	2	2	2	0	0	0	0	0	0	0	0	0
3	3	3	3	3	3	3	3	3	3	3	3	2	2	2	2	2	2	0	0	0
3	3	3	3	3	3	3	3	3	3	3	3	2	2	2	0	0	0	2	2	2
1	1	1	1	1	1	1	1	1	1	1	1	3	3	3	2	2	2	3	3	3

F

64

TAB

1	1	1	1	1	1	1	1	1	1	1	1	1	1	1	1	1	1	1	1	1
1	1	1	1	1	1	1	1	1	1	1	1	1	1	1	1	1	1	1	1	1
2	2	2	2	2	2	2	2	2	2	2	2	2	2	2	2	2	2	2	2	2
3	3	3	3	3	3	3	3	3	3	3	3	3	3	3	3	3	3	3	3	3
3	3	3	3	3	3	3	3	3	3	3	3	3	3	3	3	3	3	3	3	3
1	1	1	1	1	1	1	1	1	1	1	1	1	1	1	1	1	1	1	1	1

Please Call Home

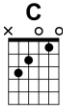
1970

Allman Brothers Band

Elektrische gitaar

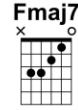
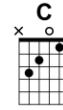
♩ = 64

A Intro



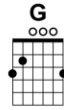
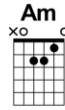
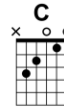
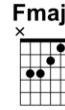
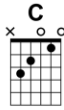
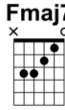
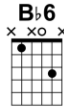
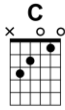
Musical notation for the Intro section. It consists of two measures in 4/4 time. The first measure contains a whole note C chord. The second measure contains a half note C chord, followed by a quarter note G4, a quarter note F4, and a quarter note E4. The bass line shows a 7th fret on the low E string, a 7th fret on the A string, and a 5th fret on the D string. There are dynamic markings for $\frac{1}{2}$ and full.

B 1st Verse



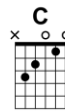
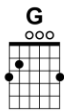
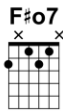
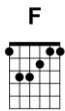
Musical notation for the 1st Verse section. It consists of two measures in 4/4 time. The first measure contains a whole note C chord. The second measure contains a half note C chord, followed by a quarter note G4, a quarter note F4, and a quarter note E4. The bass line shows a 7th fret on the low E string, a 5th fret on the A string, and a 7th fret on the D string. There are dynamic markings for $\frac{1}{2}$ and full.

C Chorus



Musical notation for the Chorus section. It consists of three measures in 4/4 time. The first measure contains a whole note C chord. The second measure contains a half note C chord, followed by a quarter note G4, a quarter note F4, and a quarter note E4. The bass line shows a 5th fret on the low E string, a 5th fret on the A string, and a 7th fret on the D string. There are dynamic markings for full.

D 2nd Verse



Musical notation for the 2nd Verse section. It consists of three measures in 4/4 time. The first measure contains a whole note F chord. The second measure contains a half note F chord, followed by a quarter note G4, a quarter note F4, and a quarter note E4. The bass line shows a 10th fret on the low E string, an 8th fret on the A string, and a 10th fret on the D string. There are dynamic markings for full and $\frac{1}{2}$.

Fmaj7 **Dm** **C** **Fmaj7** **Dm** **C** **B \flat 6**

16 17 18 19

full full 2 full

TAB 7-5-7-5 7-7 7-5 9-7-5 7-5-7 5

Fmaj7 **Dm** **C** **Am** **E Chorus**

20 21

full $\frac{1}{4}$ full P

TAB 11-11-8 P 10-8 11-11-8 P

F **F $\#$ o7**

22 23

full full P

TAB /12 11-13 11-11-13 11-13 11-11-8 P

G **Am** **G** **Am** **F Bridge**

24 25 26 27

$\frac{1}{2}$ P H H P H P H P

TAB (8) 11-11-8-8 H H P H 5-7 5-7 5-7-5-7 5-7 5-7

G **Am** **G**

28 *7* *3* *P* 29 *H* 30 *H* *P*

full *P* *H* *H* *P*

T 5 7 (7) 5 5 7 5 (7) 5 7 5 7

A 5 7 (7) 5 5 7 5 (7) 5 7 5 7

B 5 7 (7) 5 5 7 5 (7) 5 7 5 7

Fmaj7 **C** **B:6**

31 *H* 32 33 *H*

full *P* *H*

T H 7 (7) 5 7 H

A 5 7 5 7 (7) 5 7 5 7

B 5 7 5 7 (7) 5 7 5 7

G 3rd Verse **Dm** **C** **C** **Fmaj7** **Dm**

34 35 36 *8va*

$\frac{1}{2}$ full *P* full full

T 5 7 7 7 (7) 5 7 5 5 15 12 15

A 5 7 7 7 (7) 5 7 5 5 15 12 15

B 5 7 7 7 (7) 5 7 5 5 15 12 15

C **B:6** **Fmaj7** **Dm** **C** **B:6**

37 *8va* 38 *sl.* 39 *P*

full *P* *sl.* $\frac{1}{4}$ full

T 15 (15) 13 5 9 8 8 11 13 11

A 15 (15) 13 5 9 8 8 11 13 11

B 15 (15) 13 5 9 8 8 11 13 11

[H] Chorus

Fmaj7 **Dm** **C** **G/B** **Am** **G** **F**

40 *full* *P* *H* *full* 41 *full* 42 *full*

TAB: 7 (7) 5 7 | 5 7 5 7 | 12 13 13 11 13 11

C **F** **C** **Am**

43 *full* 44 *8va* *P* *full* 45 *full* $\frac{1}{2}$

TAB: 11 *full* 15 11 13 11 11 *full* 11 $\frac{1}{2}$

F **C**

46 *full* *P* *full* 47 *full* *full*

TAB: 5 *full* *P* 7 (7) 5 7 5 7 5 7 *full* 7 (7) *full*

F **C** **G/B** **Am**

48 $\frac{1}{2}$ *P* $1\frac{1}{2}$ *full* 49

TAB: 7 $\frac{1}{2}$ (7) 5 9 $1\frac{1}{2}$ 7 *full* 5 7 5 7 | 5

F **C G/B Am** **F**

50 51 52

full full P full full full

TAB 11 10 (10) 8 10 11 13 11 (11) 14 14 15 15 13 13

C **F** **C G/B Am** **F**

53 54 55 56

full full 1/2 P P H H

TAB 5 7 7 5 7 5 5 7 7 5 7 5 7 5 5 7 (7) 5 7 5 7 5 5

C **G/B Am** **G** **F**

57 58

full

TAB 5 7 9 8 8 8 11 (11) (11) 8 8 11 8 8 11 8 8 8

C **G/B Am** **G** **F**

59 60

full full 1/2 full P

TAB 11 11 8 10 8 8 10 10 (10) 8 7 5 7 7

C **G/B** **Am** **G** **F**

Musical notation for measures 61-62. Measure 61 contains a treble clef, a key signature of one flat, and a melodic line with notes G4, A4, B4, C5, B4, A4, G4. The bass line has notes 7, (7), 5, 5. Measure 62 contains notes G4, A4, B4, C5, B4, A4, G4. The bass line has notes 8-10, 7, 5, 7. A dashed line labeled *8va* spans from the end of measure 61 to the start of measure 63.

TAB: 7 (7) 5 5 8-10 7 5 7 7 12 13 11 13 13 11 13

C **G/B** **Am** **G** **F**

Musical notation for measures 63-64. Measure 63 contains notes G4, A4, B4, C5, B4, A4, G4. The bass line has notes 15, 13, 13, (13), 11, 13, 15, 13. Measure 64 contains notes G4, A4, B4, C5, B4, A4, G4. The bass line has notes (13), 11, 8. A dashed line labeled *8va* spans from the end of measure 62 to the start of measure 63.

TAB: 15 13 13 (13) 11 13 15 13 (13) 11 8

Rambling Man

1973

Allman Brothers Band

Elektrische gitaar 1

Standard tuning

♩ = 184

Musical notation for measures 1-5. Treble clef, 4/4 time. Includes dynamics (p, sl, H) and guitar tablature for strings T and B.

Musical notation for measures 6-10. Treble clef, 4/4 time. Includes guitar tablature for strings T and B.

Musical notation for measures 11-15. Treble clef, 4/4 time. Includes guitar tablature for strings T and B.

Musical notation for measures 16-20. Treble clef, 4/4 time. Includes guitar tablature for strings T and B.

Musical notation for measures 21-24. Treble clef, 4/4 time. Includes guitar tablature for strings T and B.

Musical notation for measures 25-28. Treble clef, 4/4 time. Includes guitar tablature for strings T and B.

29 30 31 32 33

TAB

5 5 5 8 7 7 8 7 8 5 5 5 5 3 3 3 3
5 5 5 9 9 9 9 9 9 5 5 5 5 4 4 4 4

34 35 36 37 38

TAB

7 7 7 3 3 3 3 3 3 3 3 3 6 5
7 7 7 4 4 4 4 4 4 4 4 4 5 5

39 40 41 42 43

TAB

3 3 3 3 3 3 3 5 5 5 7 7 7 7
4 4 4 4 4 4 4 5 5 5 7 7 7 7

44 45 46 47 48

TAB

7 7 7 5 5 5 8 8 7 7 8 8 8
7 7 7 5 5 5 9 9 9 9 9 9 9 5 5

49 50 51 52 53

TAB

3 3 3 7 7 3 3 3 7 7 7 7 12 10 10 10
4 4 4 7 7 4 4 4 4 4 4 4 12 9 10 12 9 11

54 55 56 57 58 59 60

TAB

12 10 10 11 10 12 9 12 9 12 10 (10)

61 62 63 64 65 66 67 68 69

TAB

70 71 72 73 74 75

TAB

76 77 78 79

TAB

80 81 82 83

TAB

84 85 86 87

TAB

88 89 90 91 92

TAB

93 94 95 96 97

TAB

98 99 100 101 102

TAB

This repeating part is two guitars

Musical notation for measures 103-107. Treble clef, 2/4 time signature. Measure 103: G4, B4, D5, G4. Measure 104: G4, B4, D5, G4. Measure 105: G4, B4, D5, G4. Measure 106: G4, B4, D5, G4. Measure 107: G4, B4, D5, G4. Bass clef: Measure 103: 3/4, 3/4, 3/4, 3/4. Measure 104: 3/4, 3/4, 3/4, 3/4. Measure 105: 2/4, 3/5. Measure 106: 3/5. Measure 107: 3/5.

Musical notation for measures 108-112. Treble clef, 2/4 time signature. Measure 108: G4, B4, D5, G4. Measure 109: G4, B4, D5, G4. Measure 110: G4, B4, D5, G4. Measure 111: G4, B4, D5, G4. Measure 112: G4, B4, D5, G4. Bass clef: Measure 108: 7/8, 5/6, 7/8. Measure 109: 2/4, 3/5, (4), (5). Measure 110: 5/5, 3/4, 4/5, 5/5, 3/4. Measure 111: 4/5. Measure 112: 7/8, 5/6, 7/8.

Musical notation for measures 113-116. Treble clef, 2/4 time signature. Measure 113: G4, B4, D5, G4. Measure 114: G4, B4, D5, G4. Measure 115: G4, B4, D5, G4. Measure 116: G4, B4, D5, G4. Bass clef: Measure 113: 2/4, 3/5, (4), (5). Measure 114: 5/5, 3/4, 4/5, 5/5, 3/4. Measure 115: 4/5. Measure 116: 7/8, 5/6, 7/8.

Musical notation for measures 117-120. Treble clef, 2/4 time signature. Measure 117: G4, B4, D5, G4. Measure 118: G4, B4, D5, G4. Measure 119: G4, B4, D5, G4. Measure 120: G4, B4, D5, G4. Bass clef: Measure 117: 2/4, 3/5, (4), (5). Measure 118: 5/5, 3/4, 4/5, 5/5, 3/4. Measure 119: 4/5. Measure 120: 7/8, 5/6, 7/8.

Musical notation for measures 121-125. Treble clef, 2/4 time signature. Measure 121: G4, B4, D5, G4. Measure 122: G4, B4, D5, G4. Measure 123: G4, B4, D5, G4. Measure 124: G4, B4, D5, G4. Measure 125: G4, B4, D5, G4. Bass clef: Measure 121: 2/4, 3/5, (4), (5). Measure 122: 5/5, 3/4, 4/5, 5/5, 3/4. Measure 123: 4/5. Measure 124: 7/8, 5/6, 7/8. Measure 125: 2/4, 3/5, (4), (5).

Musical notation for measures 126-130. Treble clef, 2/4 time signature. Measure 126: G4, B4, D5, G4. Measure 127: G4, B4, D5, G4. Measure 128: G4, B4, D5, G4. Measure 129: G4, B4, D5, G4. Measure 130: G4, B4, D5, G4. Bass clef: Measure 126: 5/5, 3/4, 4/5, 5/5, 3/4. Measure 127: 4/5. Measure 128: 7/8, 5/6, 7/8. Measure 129: 2/4, 3/5, (4), (5). Measure 130: 5/5, 3/4, 4/5, 5/5, 3/4.

Musical notation for measures 131-136. The top staff shows a treble clef with notes and rests, including slurs and accents. The bottom staff shows guitar tablature with fret numbers and string indicators (T, A, B). Measure 131: Treble has a dotted quarter note G4, quarter rest; Bass has 4 on string 5. Measure 132: Treble has a dotted quarter note G4, quarter rest; Bass has 7 on string 8, 6 on string 6, 7 on string 8. Measure 133: Treble has a dotted quarter note G4, quarter rest; Bass has 2 on string 4, 4 on string 5, 3 on string 5, 5 on string 5. Measure 134: Treble has a dotted quarter note G4, quarter rest; Bass has 5 on string 5, 3 on string 4, 4 on string 4, 5 on string 5. Measure 135: Treble has a dotted quarter note G4, quarter rest; Bass has 4 on string 5. Measure 136: Treble has a dotted quarter note G4, quarter rest; Bass has 7 on string 8, 6 on string 6, 7 on string 8.

Musical notation for measures 137-141. Measure 137: Treble has a dotted quarter note G4, quarter rest; Bass has 2 on string 4, 4 on string 5, 3 on string 5, 5 on string 5. Measure 138: Treble has a dotted quarter note G4, quarter rest; Bass has 5 on string 5, 3 on string 4, 4 on string 4, 5 on string 5. Measure 139: Treble has a dotted quarter note G4, quarter rest; Bass has 4 on string 5. Measure 140: Treble has a dotted quarter note G4, quarter rest; Bass has 7 on string 8, 6 on string 6, 7 on string 8. Measure 141: Treble has a dotted quarter note G4, quarter rest; Bass has 2 on string 4, 4 on string 5, 3 on string 5, 5 on string 5.

Musical notation for measures 142-146. Measure 142: Treble has a dotted quarter note G4, quarter rest; Bass has 5 on string 5, 3 on string 4, 4 on string 4, 5 on string 5. Measure 143: Treble has a dotted quarter note G4, quarter rest; Bass has 4 on string 5. Measure 144: Treble has a dotted quarter note G4, quarter rest; Bass has 7 on string 8, 6 on string 6, 7 on string 8. Measure 145: Treble has a dotted quarter note G4, quarter rest; Bass has 2 on string 4, 4 on string 5, 3 on string 5, 5 on string 5. Measure 146: Treble has a dotted quarter note G4, quarter rest; Bass has 5 on string 5, 3 on string 4, 4 on string 4, 5 on string 5.

Musical notation for measures 147-152. Measure 147: Treble has a dotted quarter note G4, quarter rest; Bass has 4 on string 5. Measure 148: Treble has a dotted quarter note G4, quarter rest; Bass has 7 on string 8, 6 on string 6, 7 on string 8. Measure 149: Treble has a dotted quarter note G4, quarter rest; Bass has 2 on string 4, 4 on string 5, 3 on string 5, 5 on string 5. Measure 150: Treble has a dotted quarter note G4, quarter rest; Bass has 5 on string 5, 3 on string 4, 4 on string 4, 5 on string 5. Measure 151: Treble has a dotted quarter note G4, quarter rest; Bass has 4 on string 5. Measure 152: Treble has a dotted quarter note G4, quarter rest; Bass has 7 on string 8, 6 on string 6, 7 on string 8.

Musical notation for measures 153-157. Measure 153: Treble has a dotted quarter note G4, quarter rest; Bass has 2 on string 4, 4 on string 5, 3 on string 5, 5 on string 5. Measure 154: Treble has a dotted quarter note G4, quarter rest; Bass has 5 on string 5, 3 on string 4, 4 on string 4, 5 on string 5. Measure 155: Treble has a dotted quarter note G4, quarter rest; Bass has 4 on string 5. Measure 156: Treble has a dotted quarter note G4, quarter rest; Bass has 7 on string 8, 6 on string 6, 7 on string 8. Measure 157: Treble has a dotted quarter note G4, quarter rest; Bass has 2 on string 4, 4 on string 5, 3 on string 5, 5 on string 5.

Musical notation for measures 158-162. Measure 158: Treble has a dotted quarter note G4, quarter rest; Bass has 5 on string 5, 3 on string 4, 4 on string 4, 5 on string 5. Measure 159: Treble has a dotted quarter note G4, quarter rest; Bass has 4 on string 5. Measure 160: Treble has a dotted quarter note G4, quarter rest; Bass has 7 on string 8, 6 on string 6, 7 on string 8. Measure 161: Treble has a dotted quarter note G4, quarter rest; Bass has 2 on string 4, 4 on string 5, 3 on string 5, 5 on string 5. Measure 162: Treble has a dotted quarter note G4, quarter rest; Bass has 5 on string 5, 3 on string 4, 4 on string 4, 5 on string 5.

163 *sl.* *P* *sl.* *P* *sl.* *P* *sl.* *P*

T	4	7 5 6 7	2/4 (4) (4)	5 3 4 5 3 4	4 5	7 5 6 7
A	5	8 6 8	3/5 (5) (5)	5 4 4 5 5 4	5	8 6 8
B						

169 *sl.* *P* *sl.* *P* *sl.* *P* *sl.*

T	2/4 (4) (4)	5 3 4 5 3 4	4 5	7 5 6 7	2/4 (4) (4)
A	3/5 (5) (5)	5 4 4 5 5 4	5	8 6 8	3/5 (5) (5)
B					

174 *P* *sl.* *P* *sl.* *P* *sl.* *P*

T	5 3 4 5 3 4	4 5	7 5 6 7	2/4 (4) (4)	5 3 4 5 3 4
A	5 4 4 5 5 4	5	8 6 8	3/5 (5) (5)	5 4 4 5 5 4
B					

179 *sl.* *P* *sl.* *P* *sl.* *P* *sl.*

T	4	7 5 6 7	2/4 (4) (4)	5 3 4 5 3 4	4 5	7 5 6 7
A	5	8 6 8	3/5 (5) (5)	5 4 4 5 5 4	5	8 6 8
B						

185 *sl.* *P* *sl.* *P* *sl.* *P* *sl.*

T	2/4 (4) (4)	5 3 4 5 3 4	4 5	7 5 6 7	2/4 (4) (4)
A	3/5 (5) (5)	5 4 4 5 5 4	5	8 6 8	3/5 (5) (5)
B					

190 *P* *sl.* *P* *sl.* *P* *sl.* *P*

T	5 3 4 5 3 4	4 5	7 5 6 7	2/4 (4) (4)	5 3 4 5 3 4
A	5 4 4 5 5 4	5	8 6 8	3/5 (5) (5)	5 4 4 5 5 4
B					

Musical score for guitar, measures 195-199. The score consists of a treble clef staff and a tablature staff.

Measure 195: Treble clef staff shows a whole note chord with a wavy line above it. Tablature shows fret numbers 4 and 5 on the strings.

Measure 196: Treble clef staff shows a half note chord with a slur and a 'P' (pizzicato) marking above it, followed by a wavy line. Tablature shows fret numbers 7, 5, 7, 6, 8.

Measure 197: Treble clef staff shows a half note chord with a slur and a 'sl.' (slide) marking above it, followed by a wavy line. Tablature shows fret numbers 2, 4, 3, 5, (4), (5).

Measure 198: Treble clef staff shows a half note chord with a slur and a 'P' marking above it, followed by a wavy line. Tablature shows fret numbers 5, 3, 5, 4, 4, 5, 5, 3, 4.

Measure 199: Treble clef staff shows a whole note chord with a wavy line above it. Tablature shows fret numbers 4 and 5.

Rambling Man

1973

Allman Brothers Band

Elektrische gitaar 2

Standard tuning

♩ = 184

Musical notation for measures 1-8. Measure 1: whole rest. Measure 2: whole note G. Measure 3: eighth notes G-A-B-A-G with 'H' above. Measure 4: eighth notes G-A-B-A-G with 'P' above. Measure 5: quarter note G, quarter rest, quarter note G. Measure 6: whole rest. Measure 7: whole rest. Measure 8: whole rest.

TAB: Measure 1: empty. Measure 2: 12. Measure 3: 12-14. Measure 4: 12-14-12. Measure 5: 13-12. Measure 6: 14-12. Measure 7: 12-10. Measure 8: empty.

Musical notation for measures 9-17. All measures contain whole rests.

TAB: All measures are empty.

Musical notation for measures 18-26. All measures contain whole rests.

TAB: All measures are empty.

Musical notation for measures 27-35. All measures contain whole rests.

TAB: All measures are empty.

Musical notation for measures 36-44. All measures contain whole rests.

TAB: All measures are empty.

Musical notation for measures 45-52. Measure 45: whole rest. Measure 46: whole rest. Measure 47: whole rest. Measure 48: whole rest. Measure 49: whole rest. Measure 50: whole rest. Measure 51: whole rest. Measure 52: quarter notes G-A-B-A-G with a sharp sign above the first G.

TAB: Measures 45-51: empty. Measure 52: 11-12-14-12-13-15.

Musical notation for measures 53-59. Measure 53 includes a dynamic marking 'p' and a slur over notes. The guitar tablature below shows fret numbers: 15-14, 14-12, 15-13, 13, 15-13-12, 14-12, 14-12, 14, and (14).

Musical notation for measures 60-68. The guitar tablature for these measures is empty.

Musical notation for measures 69-77. The guitar tablature for these measures is empty.

Musical notation for measures 78-86. The guitar tablature for these measures is empty.

Musical notation for measures 87-95. The guitar tablature for these measures is empty.

Musical notation for measures 96-104. The guitar tablature for these measures is empty.

Musical notation for measures 105-113. Measure 109 has a repeat sign. Measure 113 has a '3x' marking above it. The guitar tablature shows vertical lines for measures 109 and 113.

This repeating part is two guitars

Musical notation for measures 114-119. Treble clef. Measure 117 has a double bar line with repeat dots. Fingerings: 10-12 (12) (12) 12, 12-10 12-12, 12-10 12, 12-12. Dynamics: H, P.

Musical notation for measures 120-124. Treble clef. Measure 121 has a double bar line with repeat dots. Fingerings: 10-12 (12) (12) 12, 12-10 12-12, 12-10 12, 12-12, 15-13 15. Dynamics: P, H, P, P.

This repeating part is two guitars

Musical notation for measures 125-129. Treble clef. Measure 126 has a double bar line with repeat dots. Measure 129 has a double bar line with repeat dots. Fingerings: 10-12 (12) (12) 12, 12-10 12-12, 12-10 12, 12-12, 15-13 15, 10-12 (12) (12) 12. Dynamics: H, P, P, H.

This repeating part is two guitars

Musical notation for measures 130-135. Treble clef. Measure 133 has a double bar line with repeat dots. Fingerings: 12-10 12-12, 12-10 12, 12-10 12, 12-12, 15-13 15, 10-12 (12) (12) 12, 12-10 12-12, 12-10 12, 12-12. Dynamics: P, P, H, P.

This repeating part is two guitars

Musical notation for measures 136-140. Treble clef. Measure 137 has a double bar line with repeat dots. Measure 140 has a double bar line with repeat dots. Fingerings: 10-12 (12) (12) 12, 12-10 12-12, 12-10 12, 12-12, 15-13 15. Dynamics: P, H, P, P.

This repeating part is two guitars

Musical notation for measures 141-145. Treble clef. Measure 142 has a double bar line with repeat dots. Measure 145 has a double bar line with repeat dots. Fingerings: 10-12 (12) (12) 12, 12-10 12-12, 12-10 12, 12-12, 15-13 15, 10-12 (12) (12) 12. Dynamics: H, P, H.

This repeating part is two guitars

146 147 148 149 150 151

This repeating part is two guitars

152 153 154 155 156

This repeating part is two guitars

This repeating part is two guitars

157 158 159 160 161

This repeating part is two guitars

162 163 164 165 166 167

This repeating part is two guitars

168 169 170 171 172

This repeating part is two guitars

173 174 175 176 177

T
A
B

This repeating part is two guitars

178 179 180 181 182 183

T
A
B

This repeating part is two guitars

184 185 186 187 188

T
A
B

This repeating part is two guitars

189 190 191 192 193

T
A
B

This repeating part is two guitars

194 195 196 197 198 199

T
A
B

Rambling Man

1973

Allman Brothers Band

Elektrische gitaar 3

Standard tuning

♩ = 184

Musical notation for measures 1-9. The top staff is a treble clef with a 4/4 time signature. The bottom staff is a guitar TAB with six lines. The notation shows a sequence of notes on the treble staff, with measure numbers 1 through 9 above the staff.

Musical notation for measures 10-18. The top staff is a treble clef with a 4/4 time signature. The bottom staff is a guitar TAB with six lines. The notation shows a sequence of notes on the treble staff, with measure numbers 10 through 18 above the staff.

Musical notation for measures 19-27. The top staff is a treble clef with a 4/4 time signature. The bottom staff is a guitar TAB with six lines. The notation shows a sequence of notes on the treble staff, with measure numbers 19 through 27 above the staff.

Musical notation for measures 28-36. The top staff is a treble clef with a 4/4 time signature. The bottom staff is a guitar TAB with six lines. The notation shows a sequence of notes on the treble staff, with measure numbers 28 through 36 above the staff.

Musical notation for measures 37-45. The top staff is a treble clef with a 4/4 time signature. The bottom staff is a guitar TAB with six lines. The notation shows a sequence of notes on the treble staff, with measure numbers 37 through 45 above the staff.

Musical notation for measures 46-54. The top staff is a treble clef with a 4/4 time signature. The bottom staff is a guitar TAB with six lines. The notation shows a sequence of notes on the treble staff, with measure numbers 46 through 54 above the staff.

Musical notation for measures 55-59. The top staff is a treble clef with notes and slurs. The bottom staff is a guitar tablature with fret numbers and slurs. Measure 55 is a whole rest. Measure 56 has a slurred eighth-note pair (12-16) with a *sl.* marking. Measure 57 has a slurred eighth-note pair (15-17) with a *sl.* marking. Measure 58 has a slurred eighth-note pair (15-17) with a *sl.* marking, a wavy line above, and a *full* marking. Measure 59 has a slurred eighth-note pair (17-15) with a *P* marking and a *sl.* marking.

Musical notation for measures 60-63. Measure 60 has a slurred eighth-note pair (14-16) with a *sl.* marking. Measure 61 has a slurred eighth-note pair (16-14) with a *sl.* marking. Measure 62 has a slurred eighth-note pair (17-15) with a *sl.* marking. Measure 63 has a slurred eighth-note pair (12-14) with a *P* marking and a wavy line above.

Musical notation for measures 64-67. Measure 64 has a slurred eighth-note pair (12-14) with a *P* marking and a wavy line above. Measure 65 has a slurred eighth-note pair (12-14) with a *P* marking. Measure 66 has a slurred eighth-note pair (14-12) with a $\frac{1}{2}$ marking and a wavy line above. Measure 67 has a slurred eighth-note pair (13-12) with a *P* marking and a wavy line above.

Musical notation for measures 68-71. Measure 68 has a slurred eighth-note pair (14-12) with a *sl.* marking and a wavy line above. Measure 69 has a slurred eighth-note pair (15-17) with a *sl.* marking. Measure 70 has a slurred eighth-note pair (17-15) with a *P* marking. Measure 71 has a slurred eighth-note pair (13-12) with a *P* marking.

Musical notation for measures 72-79. Measure 72 has a slurred eighth-note pair (12-14) with a *P* marking and a *H* marking. Measure 73-79 are whole rests.

Musical notation for measures 80-88. Measures 80-88 are whole rests.

89 90 91 92 93 94 95 96 97

98 99 100 101 102 103 104 105 106

107 108 109 110 111 112 113 114 115

3x


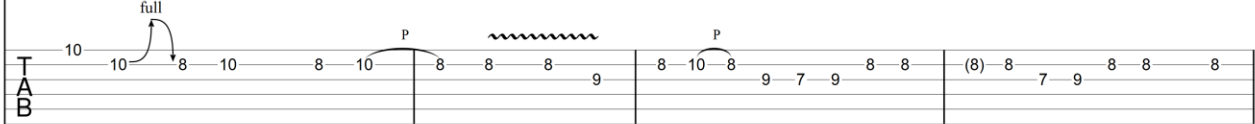
116 117 118 119 120 121 122

Release

123 124 125 126

Release Release

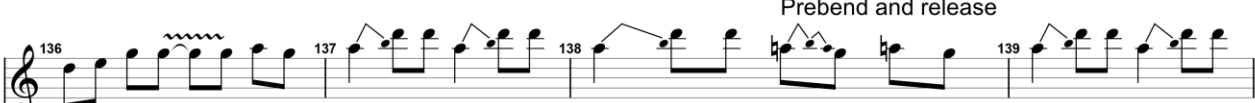
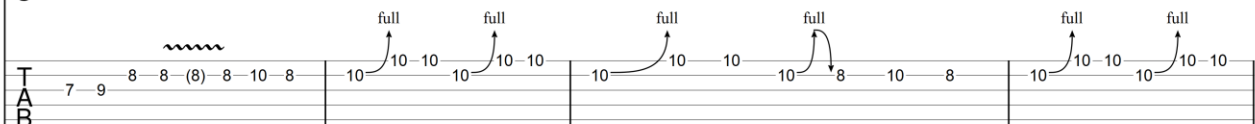
127 128 129 130 131

132  

132 133 134 135

full P P

10 10 8 10 8 10 8 8 8 9 8 10 8 9 7 9 8 8 (8) 8 7 9 8 8 8


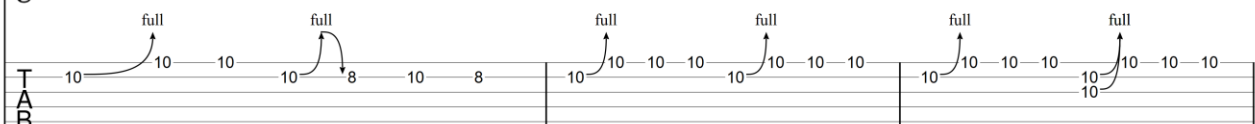
136  

136 137 138 139

Prebend and release

full full full full full full

7 9 8 8 (8) 8 10 8 10 10 10 10 10 10 10 8 10 8 10 10 10 10 10 10



140  

140 141 142

Prebend and release Let ring next 6 bars

full full full full full full

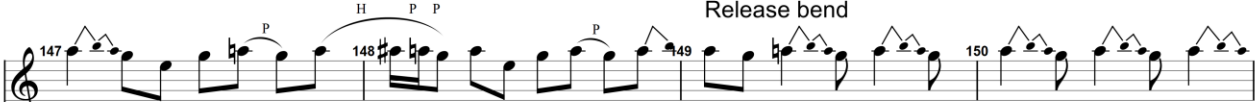
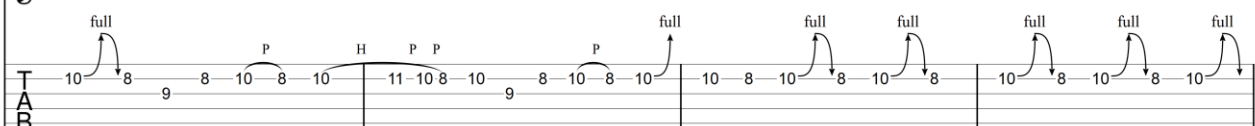
10 10 10 10 8 10 8 10 10 10 10 10 10 10 10 10 10 10 10 10 10

143  

143 144 145 146

full full full full full full full full

10 10 10 10 10 10 10 10 10 10 10 10 10 10 10 10 10 10 10 10


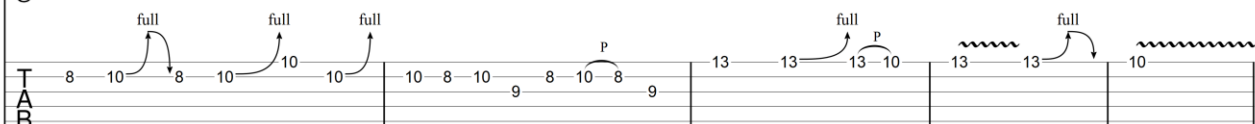
147  

147 148 149 150

Release bend

full P H P P P full full full full full full

10 8 9 8 10 8 10 11 10 8 10 9 8 10 8 10 10 8 10 8 10 10 8 10 8 10 10 10 10 10 10 10 10

151  

151 152 153 154 155

Reverse bend

full full full P full P full

8 10 8 10 10 10 10 8 10 9 8 10 8 9 13 13 13 10 13 13 10 10

Reverse bend

156 157 158 159 160

(10) 15-17-15 17 17-15 17 17-15 15 10-12-10

TAB

Reverse bend

161 162 163 164 165

13 13-10 13 13-10 15-17-15 17-15

TAB

Reverse

166 167 168 169 170

17 17-15 15 15-17-15 18 15-18 18 15-18

TAB

171 172 173 174

18 15-18 18 15-18 18 15-18 18 15-18

TAB

175 176 177 178

18 15-18 18 15-18 18 15-18 15-18 15-18

TAB

Musical notation for measures 179-182. The top staff shows a melodic line with slurs and accents. The bottom staff shows guitar tablature with fret numbers 15 and 18, and the word "full" written above the notes.

Musical notation for measures 183-189. Measures 183-184 contain melodic notation with slurs and accents. Measures 185-189 are empty staves. The bottom staff shows guitar tablature with fret numbers 15 and 18, and the word "full" written above the notes.

Musical notation for measures 190-198. All staves (melody and guitar) are empty, indicating a rest or a section break.

Rambling Man

1973

Allman Brothers Band

Elektrische gitaar 4

Standard tuning

♩ = 184

Musical notation for measures 1-9. The top staff is a treble clef with a 4/4 time signature. The bottom staff is a guitar TAB with six lines. The notation consists of a single eighth note on the first string for each measure, numbered 1 through 9.

Musical notation for measures 10-18. The top staff is a treble clef with a 4/4 time signature. The bottom staff is a guitar TAB with six lines. The notation consists of a single eighth note on the first string for each measure, numbered 10 through 18.

Musical notation for measures 19-27. The top staff is a treble clef with a 4/4 time signature. The bottom staff is a guitar TAB with six lines. The notation consists of a single eighth note on the first string for each measure, numbered 19 through 27.

Musical notation for measures 28-36. The top staff is a treble clef with a 4/4 time signature. The bottom staff is a guitar TAB with six lines. The notation consists of a single eighth note on the first string for each measure, numbered 28 through 36.

Musical notation for measures 37-45. The top staff is a treble clef with a 4/4 time signature. The bottom staff is a guitar TAB with six lines. The notation consists of a single eighth note on the first string for each measure, numbered 37 through 45.

Musical notation for measures 46-54. The top staff is a treble clef with a 4/4 time signature. The bottom staff is a guitar TAB with six lines. The notation consists of a single eighth note on the first string for each measure, numbered 46 through 54.

55 56 57 58 59 60 61 62 63

T
A
B

This system contains nine measures, numbered 55 to 63. Each measure in the treble clef staff has a single horizontal line, indicating a whole rest. The guitar tablature below consists of six empty staves.

64 65 66 67 68 69 70 71 72

T
A
B

This system contains nine measures, numbered 64 to 72. Each measure in the treble clef staff has a single horizontal line, indicating a whole rest. The guitar tablature below consists of six empty staves.

73 74 75 76 77 78 79 80 81

T
A
B

This system contains nine measures, numbered 73 to 81. Each measure in the treble clef staff has a single horizontal line, indicating a whole rest. The guitar tablature below consists of six empty staves.

82 83 84 85 86 87 88 89 90

T
A
B

This system contains nine measures, numbered 82 to 90. Each measure in the treble clef staff has a single horizontal line, indicating a whole rest. The guitar tablature below consists of six empty staves.

91 92 93 94 95 96 97 98 99

T
A
B

This system contains nine measures, numbered 91 to 99. Each measure in the treble clef staff has a single horizontal line, indicating a whole rest. The guitar tablature below consists of six empty staves.

100 101 102 103 104 105 106 107 108

T
A
B

This system contains nine measures, numbered 100 to 108. Each measure in the treble clef staff has a single horizontal line, indicating a whole rest. The guitar tablature below consists of six empty staves.

109 110 111 112 113 114 115 116 117

T
A
B

This system contains nine measures, numbered 109 to 117. Measures 109-112 and 114-116 have single horizontal lines in the treble clef staff. Measure 113 has a double bar line with a repeat sign and a '3x' marking above it. Measure 117 has a double bar line with a repeat sign. The guitar tablature below consists of six empty staves.

Musical notation for measures 118-126. The top staff is a treble clef with a single note in each measure. The bottom staff is a guitar TAB with a single dot in each measure corresponding to the note above.

Musical notation for measures 127-135. The top staff is a treble clef with a single note in each measure. The bottom staff is a guitar TAB with a single dot in each measure corresponding to the note above.

Musical notation for measures 136-144. The top staff is a treble clef with a single note in each measure. The bottom staff is a guitar TAB with a single dot in each measure corresponding to the note above.

Musical notation for measures 145-153. The top staff shows notes 145-152 and a final measure with a complex figure. The bottom staff is a guitar TAB with a single dot for measures 145-152 and a sequence of notes (17, 15) for the final measure, with a 'full' annotation above.

Musical notation for measures 154-159. The top staff includes notes 154-155, a 'Reverse' section with notes 156-157, and notes 158-159. The bottom staff is a guitar TAB with notes 17-17-15, 19-20-19, 20-20-19, and 20-20-19, with 'full' annotations above.

Musical notation for measures 160-164. The top staff includes notes 160-161, a 'Reverse' section with notes 162-163, and notes 164. The bottom staff is a guitar TAB with notes 15-17-15, 17-17-15, 17-17-15, and 19-20-19, with 'full' annotations above.

Reverse bend

165 166 167 168 169

full full full full full

TAB

170 171 172 173

full full full full full

TAB

174 175 176 177

full full full full full

TAB

178 179 180 181

full full full full full

TAB

182 183 184 185 186

full full full full full

TAB

187 188 189 190 191 192 193 194 195

T
A
B

196 197 198

T
A
B

Rambling Man

1973

Allman Brothers Band

Slide gitaar

Standard tuning

♩ = 184

Musical notation for measures 1-9. The top staff is a treble clef with a 4/4 time signature. The bottom staff is a guitar TAB with six lines. The notation shows a sequence of notes on the treble staff, with measure numbers 1 through 9 above the staff.

Musical notation for measures 10-18. The top staff is a treble clef with a 4/4 time signature. The bottom staff is a guitar TAB with six lines. The notation shows a sequence of notes on the treble staff, with measure numbers 10 through 18 above the staff.

Musical notation for measures 19-27. The top staff is a treble clef with a 4/4 time signature. The bottom staff is a guitar TAB with six lines. The notation shows a sequence of notes on the treble staff, with measure numbers 19 through 27 above the staff.

Musical notation for measures 28-36. The top staff is a treble clef with a 4/4 time signature. The bottom staff is a guitar TAB with six lines. The notation shows a sequence of notes on the treble staff, with measure numbers 28 through 36 above the staff.

Musical notation for measures 37-45. The top staff is a treble clef with a 4/4 time signature. The bottom staff is a guitar TAB with six lines. The notation shows a sequence of notes on the treble staff, with measure numbers 37 through 45 above the staff.

Musical notation for measures 46-54. The top staff is a treble clef with a 4/4 time signature. The bottom staff is a guitar TAB with six lines. The notation shows a sequence of notes on the treble staff, with measure numbers 46 through 54 above the staff.

Musical notation for measures 55-63. The top staff is a treble clef with a flat key signature. The bottom staff is labeled 'TAB' and contains empty lines for guitar tablature. Each measure contains a single note indicated by a short horizontal line.

Musical notation for measures 64-72. The top staff is a treble clef with a flat key signature. The bottom staff is labeled 'TAB' and contains empty lines for guitar tablature. Each measure contains a single note indicated by a short horizontal line.

Musical notation for measures 73-81. The top staff is a treble clef with a flat key signature. The bottom staff is labeled 'TAB' and contains empty lines for guitar tablature. Each measure contains a single note indicated by a short horizontal line.

Musical notation for measures 82-90. The top staff is a treble clef with a flat key signature. The bottom staff is labeled 'TAB' and contains empty lines for guitar tablature. Each measure contains a single note indicated by a short horizontal line.

Musical notation for measures 91-99. The top staff is a treble clef with a flat key signature. The bottom staff is labeled 'TAB' and contains empty lines for guitar tablature. Each measure contains a single note indicated by a short horizontal line.

Musical notation for measures 100-108. The top staff is a treble clef with a flat key signature. The bottom staff is labeled 'TAB' and contains empty lines for guitar tablature. Each measure contains a single note indicated by a short horizontal line.

Musical notation for measures 109-117. The top staff is a treble clef with a flat key signature. The bottom staff is labeled 'TAB' and contains empty lines for guitar tablature. Measures 109-112 and 114-116 contain single notes. Measure 113 is marked with a '3x' triplet symbol above it. Measure 117 is marked with a double bar line and repeat dots on both sides. The bottom staff has vertical lines corresponding to the notes in the top staff.

118 119 120 121 122 123 124 125 126

T
A
B

127 128 129 130 131 132 133 134 135

T
A
B

136 137 138 139 140 141 142 143 144

T
A
B

145 146 147 148 149 150 151 152 153

T
A
B

154 155 156 157 158 159 160 161 162

T
A
B

163 164 165 166 167 168 169 170 171

T
A
B

172 173 174 175 176 177 178 179 180

T
A
B

Musical notation for measures 181-187. The top staff is a treble clef with notes and slurs. The bottom staff is a guitar TAB with fret numbers and slurs.

Measures 181-184: Rests in both staves.

Measure 185: Treble clef has a slur over a note on the 5th line. TAB has a slur from fret 10 to 22.

Measure 186: Treble clef has a slur over two notes. TAB has a slur from fret 19 to 20.

Measure 187: Treble clef has a slur over two notes. TAB has a slur from fret 20 to 19.

Musical notation for measures 188-193. The top staff is a treble clef with notes, slurs, and wavy lines. The bottom staff is a guitar TAB with fret numbers, slurs, and wavy lines.

Measure 188: Treble clef has a slur over a note on the 5th line. TAB has a slur from fret 10 to 22.

Measure 189: Treble clef has a slur over a note on the 5th line. TAB has a slur from fret 19 to 20.

Measure 190: Treble clef has a slur over a note on the 5th line. TAB has a slur from fret 19 to 20.

Measure 191: Treble clef has a slur over two notes. TAB has a slur from fret 20 to (20).

Measure 192: Treble clef has a slur over two notes. TAB has a slur from fret 17 to (17).

Measure 193: Treble clef has a slur over a note on the 5th line. TAB has a slur from fret 10 to 22.

Musical notation for measures 194-198. The top staff is a treble clef with notes, slurs, and wavy lines. The bottom staff is a guitar TAB with fret numbers, slurs, and wavy lines.

Measure 194: Treble clef has a slur over two notes. TAB has a slur from fret 17 to 20.

Measure 195: Treble clef has a slur over two notes. TAB has a slur from fret 20 to 19 (19).

Measure 196: Treble clef has a slur over two notes. TAB has a slur from fret 13 to (13).

Measure 197: Treble clef has a slur over two notes. TAB has a slur from fret 10 to 22.

Measure 198: Treble clef has a slur over two notes. TAB has a slur from fret 19 to 20.

Chord diagrams: A (1 1 1), D/A (3 1 2), A (1 1 1), A (1 1 1), A (1 1 1), A (1 1 1), D/A (3 1 2), A (1 1 1).

T	2	X	X	3	3	2	2	2	X	X	X	X	X	2	X	X	3	3	2
A	2	X	X	2	2	2	2	2	X	X	X	X	X	2	X	X	2	2	2
B	0	X	X	0	0	0	0	0	X	X	X	X	X	0	X	X	0	0	0

Chord diagrams: D/A (3 1 2), A (1 1 1).

T	2	X	X	X	X	2	2	2	X	X	3	3	2	2	2	X	X	X	X
A	2	X	X	X	X	2	2	2	X	X	2	2	2	2	2	X	X	X	X
B	0	0	0	0	0	0	0	0	X	X	0	0	0	0	0	X	X	X	X

Chord diagrams: D/A (3 1 2), A (1 1 1), Am7 (2 3 1), Bm/A (2 3 1), Am7 (2 3 1).

T	2	X	X	3	3	2	2	X	X	X	X	X	X	5	3	3	3	5
A	2	X	X	2	2	2	2	X	X	X	X	X	X	5	4	4	4	5
B	0	X	X	0	0	0	0	X	X	X	X	X	X	0	0	0	0	0

Chord diagrams: Bm/A (2 3 1), Am7 (1 1 1), Bm/A (2 3 1), Am (2 3 1), Bm/A (2 3 1).

T	(5)	3	3	3	5	3	1	3	X	5	3	3	3	5
A	(5)	4	4	4	4	4	2	4	X	5	4	4	4	5
B	(0)	0	0	0	0	0	0	0	X	0	0	0	0	0

Chord diagrams: Bm (1 3 4 2 1), Am (1 3 4 1 1 1), Bm (1 3 4 2 1).

T	(5)	5	5	5	3	X	X	1	1	3	3	5	3	3	5
A	(5)	5	5	5	4	X	X	2	2	4	4	4	4	4	5
B	(0)	0	0	0	0	X	X	0	0	0	0	0	0	0	0

Am Bm/A Am7 Am Bm/A

T	(5)	3	3	3	5	3	1	3	5	1	1	1	3
A	(5)	4	4	4	5	4	2	4	5	2	2	2	4
B	(0)	0	0	0	0	0	0	0	0	0	0	0	0

G/A G/A G/A Am Bm/A Am7 Bm/A Am7

T	(3)	0	0	0	1	1	1	3	5	3	3	3	5
A	(4)	0	0	0	2	2	2	4	5	4	4	4	5
B	(0)	0	0	0	0	0	0	0	0	0	0	0	0

Bm/A Am7 Bm/A Am Bm/A Am7 Bm/A Am7

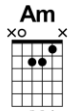
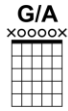
T	(5)	3	3	3	5	3	1	3	X	5	3	3	3	5
A	(5)	4	4	4	5	4	2	4	X	5	4	4	4	5
B	(0)	0	0	0	0	0	0	0	X	0	0	0	0	0

Bm/A Am Bm/A Am7 Bm/A Am7

T	(5)	5	5	5	3	X	X	X	X	1	1	3	3	5
A	(5)	5	5	5	4	X	X	X	X	2	2	4	4	5
B	(0)	0	0	0	0	X	X	X	X	0	0	0	0	0

Bm/A Am7 Bm/A Am Bm/A Am7 Am Bm/A

T	(5)	3	3	3	5	3	1	3	5	1	1	1	3
A	(5)	4	4	4	5	4	2	4	5	2	2	2	4
B	(0)	0	0	0	0	0	0	0	0	0	0	0	0



Musical notation for measures 42-44. Measure 42 is in 4/4 time, measure 43 is in 2/4 time, and measure 44 is in 4/4 time. The notation includes a treble clef, a key signature of one sharp (F#), and a common time signature of 4/4. The guitar tablature below shows fret numbers and string numbers for each note.

Musical notation for measures 45-47. Measure 45 is in 4/4 time, measure 46 is in 2/4 time, and measure 47 is in 4/4 time. The notation includes a treble clef, a key signature of one sharp (F#), and a common time signature of 4/4. The guitar tablature below shows fret numbers and string numbers for each note.

Musical notation for measures 48-50. Measure 48 is in 4/4 time, measure 49 is in 2/4 time, and measure 50 is in 4/4 time. The notation includes a treble clef, a key signature of one sharp (F#), and a common time signature of 4/4. The guitar tablature below shows fret numbers and string numbers for each note.

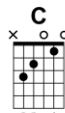
Musical notation for measures 51-53. Measure 51 is in 4/4 time, measure 52 is in 2/4 time, and measure 53 is in 4/4 time. The notation includes a treble clef, a key signature of one sharp (F#), and a common time signature of 4/4. The guitar tablature below shows fret numbers and string numbers for each note.

Musical notation for measures 54-56. Measure 54 is in 4/4 time, measure 55 is in 2/4 time, and measure 56 is in 4/4 time. The notation includes a treble clef, a key signature of one sharp (F#), and a common time signature of 4/4. The guitar tablature below shows fret numbers and string numbers for each note.


Musical notation for measures 57-59. Measure 57 is in 4/4 time, measure 58 is in 2/4 time, and measure 59 is in 4/4 time. The notation includes a treble clef, a key signature of one sharp (F#), and a common time signature of 4/4. The guitar tablature below shows fret numbers and string numbers for each note.

Musical notation for measures 60-62. Measure 60 is in 4/4 time, measure 61 is in 2/4 time, and measure 62 is in 4/4 time. The notation includes a treble clef, a key signature of one sharp (F#), and a common time signature of 4/4. The guitar tablature below shows fret numbers and string numbers for each note.

C




63



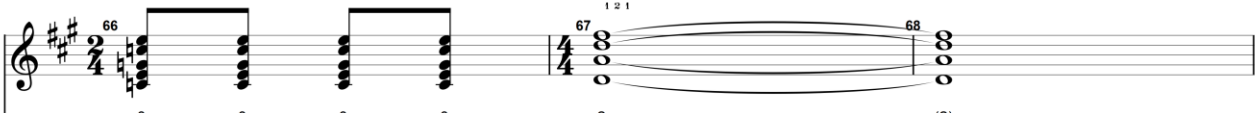
TAB

1	1	1	1	1	1	1	1	1	1	0
3	3	3	3	3	3	3	3	3	3	1
0	0	0	0	0	0	0	0	0	0	2
										3

D




66




TAB

0	0	0	0	2	(2)
0	1	1	0	3	(3)
2	0	0	0	0	(2)
3	3	3	3	0	(0)


E



A




69



TAB


0	0	(0)	(0)	2	2
1	1	(1)	(1)	2	2
2	2	(2)	(2)	2	0
0	0	(0)	(0)	0	0

72




TAB

73




TAB

74




TAB


A




D




A




A




A




D



D

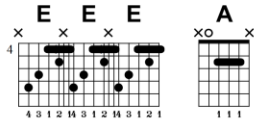


75



TAB

2	X	3	3	X	2	2	X	X	X	X	2	X	3	3	X	X
X	X	2	2	X	X	X	X	X	X	X	X	X	X	2	X	X
2	X	4	4	X	2	2	X	X	X	X	0	X	4	4	X	X
0	X			X	0	0	X	X	X	X		X			X	X



Musical notation for measures 78-80. Measure 78: Treble clef, key signature of two sharps (F# and C#), 7/8 time signature. Measure 79: Treble clef, key signature of two sharps, 7/8 time signature. Measure 80: Treble clef, key signature of two sharps, 7/8 time signature.

TAB: 5 4 6 | 5 4 6 | 2 2 0 | X X X | X X X | 2 2 0 | X X 3 | X X 3 | X X X | 2 2 0 | 2 2 0 | X X X | X X X | X X X | X X X

Verse

Musical notation for measures 81-83. Measure 81: Treble clef, key signature of two sharps, 7/8 time signature. Measure 82: Treble clef, key signature of two sharps, 7/8 time signature. Measure 83: Treble clef, key signature of two sharps, 7/8 time signature.

TAB: 2 2 0 | X X X | 3 2 4 | 3 2 4 | X X X | X X X | 5 5 0 | 5 5 0 | 2 2 0 | X X X | X X X | 2 2 0 | X X 3 | X X 3 | X X X

Musical notation for measures 84-86. Measure 84: Treble clef, key signature of two sharps, 7/8 time signature. Measure 85: Treble clef, key signature of two sharps, 7/8 time signature. Measure 86: Treble clef, key signature of two sharps, 7/8 time signature.

TAB: 2 2 0 | 2 2 0 | X X X | X X X | X X X | X X X | 2 2 0 | X X 3 | X X 3 | X X X | X X X | 5 4 6 | 5 4 6 | 2 2 0 | X X X | X X X

Musical notation for measures 87-89. Measure 87: Treble clef, key signature of two sharps, 7/8 time signature. Measure 88: Treble clef, key signature of two sharps, 7/8 time signature. Measure 89: Treble clef, key signature of two sharps, 7/8 time signature.

TAB: 2 2 0 | 2 2 0 | X X 3 | 3 2 4 | 3 2 4 | X X X | 2 2 0 | 2 2 0 | X X X | X X X | X X X | X X X | 2 2 0 | X X 3 | X X 3 | X X X

Musical notation for measures 90-92. Measure 90: Treble clef, key signature of two sharps, 7/8 time signature. Measure 91: Treble clef, key signature of two sharps, 7/8 time signature. Measure 92: Treble clef, key signature of two sharps, 7/8 time signature.

TAB: 5 4 6 | 5 4 6 | 2 2 0 | X X X | X X X | 2 2 0 | 2 2 0 | X X 3 | X X 3 | X X X | 2 2 0 | 2 2 0 | 2 2 0 | X X X | X X X | X X X

Musical notation for measures 93-95. Measure 93: Treble clef, key signature of two sharps, 7/8 time signature. Measure 94: Treble clef, key signature of two sharps, 7/8 time signature. Measure 95: Treble clef, key signature of two sharps, 7/8 time signature.

TAB: 2 2 0 | X X X | 3 2 4 | 3 2 4 | X X X | X X X | 5 4 6 | 5 4 6 | 2 2 0 | X X X | X X X | 2 2 0 | X X 3 | X X 3 | X X X

Musical notation for measures 96-98. Measure 96: Treble clef, key signature of two sharps, 7/8 time signature. Measure 97: Treble clef, key signature of two sharps, 7/8 time signature. Measure 98: Treble clef, key signature of two sharps, 7/8 time signature.

TAB: 2 2 0 | 2 2 0 | X X X | X X X | X X X | X X X | 2 2 0 | X X 3 | X X 3 | X X X | X X X | 5 4 6 | 5 4 6 | 2 2 0 | X X X | X X X

99 100 101

TAB

2	X	3	3	X	2	2	X	X	X	X	2	X	3	3	X	X
0	X	4	4	X	0	0	X	X	X	X	0	X	4	4	X	X

102 103 104

TAB

5	5	0	X	X	2	X	3	3	X	2	0	0	X	X	X	X
4	4	0	X	X	0	X	4	4	X	0	0	0	X	X	X	X

105 106 107

TAB

2	X	3	3	X	5	5	2	X	X	2	X	3	3	X	X
2	X	4	4	X	4	6	0	X	X	2	0	X	4	4	X

108 109 110

TAB

2	2	X	X	X	2	X	3	3	X	5	5	2	X	X	X
2	2	0	X	X	2	0	X	4	4	4	6	0	X	X	X

111 112 113

TAB

2	X	3	3	X	2	2	X	X	X	2	X	3	3	X	X
2	X	4	4	X	2	0	X	X	X	2	0	X	4	4	X

114 115 116

TAB

5	5	2	X	X	2	X	3	3	X	2	2	X	X	X	X
4	4	0	X	X	2	0	X	4	4	0	0	X	X	X	X

117 118 119

TAB

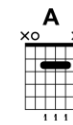
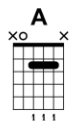
2	X	3	3	X	5	5	2	X	X	2	X	3	3	X	X
0	X	4	4	X	4	6	0	X	X	0	0	X	4	4	X

Musical notation for measures 120-122. Measure 120 starts with a treble clef, a key signature of two sharps (F# and C#), and a 2/4 time signature. The notation includes a guitar staff with notes and rests, and a corresponding guitar tablature below it. Measure 121 continues the pattern, and measure 122 concludes the sequence.

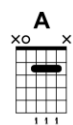
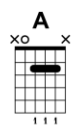
Musical notation for measures 123-125. Measure 123 continues the melodic line, measure 124 introduces a new rhythmic pattern, and measure 125 ends with a final chord.

Musical notation for measures 126-128. Measure 126 features a change in the bass line, measure 127 continues the melodic development, and measure 128 concludes the section.

Musical notation for measures 129-131. Measure 129 continues the melodic line, measure 130 introduces a new rhythmic pattern, and measure 131 concludes the section.



Musical notation for measures 132-134. Measure 132 continues the melodic line, measure 133 introduces a new rhythmic pattern, and measure 134 concludes the section with a final chord.



Musical notation for measures 135-137. Measure 135 continues the melodic line, measure 136 introduces a new rhythmic pattern, and measure 137 concludes the section with a final chord.

Musical notation for measures 138-140. Chord diagrams for D and A are shown above the staff.

Chord Diagrams:
D: xx0232 (1 2 1)
A: x02211 (1 1 1)

Staff notation: Treble clef, key signature of two sharps (F# and C#). Measure 138: whole chord. Measure 139: quarter note, quarter rest, eighth note, eighth rest, quarter note, quarter rest, eighth note, eighth rest, quarter note. Measure 140: whole chord.

TAB: (2)(2)(2)(0) | 2 2 2 0 | X X X 3 3 2 2 2 4 4 0 | (2)(2)(2)(0)

Musical notation for measures 141-143. Chord diagrams for D and A are shown above the staff.

Chord Diagrams:
D: xx0232 (1 2 1)
A: x02211 (1 1 1)

Staff notation: Treble clef, key signature of two sharps. Measure 141: quarter note, quarter rest, eighth note, eighth rest, quarter note, quarter rest, eighth note, eighth rest, quarter note. Measure 142: whole chord. Measure 143: quarter note, quarter rest, eighth note, eighth rest, quarter note, quarter rest, eighth note, eighth rest, quarter note.

TAB: 2 2 2 0 | X X X 3 3 2 2 2 4 4 0 | (2)(2)(2)(0) | 2 2 2 0 | X X X 3 3 2 2 2 4 4 0

Musical notation for measures 144-146. Chord diagram for D is shown above the staff.

Chord Diagram: **D**: xx0232 (1 2 1)

Staff notation: Treble clef, key signature of two sharps. Measure 144: whole chord. Measure 145: whole chord. Measure 146: quarter note, quarter rest, eighth note, eighth rest, quarter note, quarter rest, eighth note, eighth rest, quarter note.

TAB: (2)(2)(2)(0) | (2)(2)(2)(0) | 2 2 2 0 | X X X 3 3 2 2 2 4 4 0 | X X X 3 3 2 2 2 4 4 0

Musical notation for measures 147-149. Chord diagrams for A, D, E, and A are shown above the staff.

Chord Diagrams:
A: x02211 (1 1 1)
D: xx0232 (1 2 1)
E: 43121 (4 3 1 2 1)
A: x02211 (1 1 1)

Staff notation: Treble clef, key signature of two sharps. Measure 147: quarter note, quarter rest, eighth note, eighth rest, quarter note, quarter rest, eighth note, eighth rest, quarter note. Measure 148: quarter note, quarter rest, eighth note, eighth rest, quarter note, quarter rest, eighth note, eighth rest, quarter note. Measure 149: quarter note, quarter rest, eighth note, eighth rest, quarter note, quarter rest, eighth note, eighth rest, quarter note.

TAB: 5 4 6 | 5 4 6 | 2 2 0 | X X X 3 3 2 2 2 4 4 0 | X X X 3 3 2 2 2 4 4 0 | 5 4 6 | 5 4 6 | 2 2 0 | X X X 3 3 2 2 2 4 4 0

Musical notation for measures 150-152. Chord diagrams for D, E, and A are shown above the staff.

Chord Diagrams:
D: xx0232 (1 2 1)
E: 43121 (4 3 1 2 1)
A: x02211 (1 1 1)

Staff notation: Treble clef, key signature of two sharps. Measure 150: quarter note, quarter rest, eighth note, eighth rest, quarter note, quarter rest, eighth note, eighth rest, quarter note. Measure 151: quarter note, quarter rest, eighth note, eighth rest, quarter note, quarter rest, eighth note, eighth rest, quarter note. Measure 152: whole rest.

TAB: 2 2 2 0 | X X X 3 3 2 2 2 4 4 0 | X X X 3 3 2 2 2 4 4 0 | 5 4 6 | 5 4 6 | 2 2 0

Musical notation for measures 153-155. Treble clef, key signature of three sharps (F#, C#, G#). Measure 153 contains a whole rest. Measure 154 contains a whole rest. Measure 155 contains a whole rest. Below the staff is a TAB system with three empty lines.

Musical notation for measures 156-158. Treble clef, key signature of three sharps. Measure 156 contains a whole rest. Measure 157 contains a whole rest. Measure 158 contains a whole rest. Below the staff is a TAB system with three empty lines.

Musical notation for measures 159-161. Treble clef, key signature of three sharps. Measure 159 contains a whole rest. Measure 160 contains a whole rest. Measure 161 contains a whole rest. Below the staff is a TAB system with three empty lines.

Musical notation for measures 162-164. Treble clef, key signature of three sharps. Measure 162 contains a whole rest. Measure 163 contains a whole rest. Measure 164 contains a quarter note G5 (fret 3), a quarter note F#5 (fret 2), a quarter note E5 (fret 1), a quarter note D5 (fret 0), a quarter note C#5 (fret 1), a quarter note B4 (fret 0), a quarter note A4 (fret 0), a quarter note G4 (fret 0), and a quarter note F#4 (fret 1). Below the staff is a TAB system with fret numbers: 3, 2, 2, 3, 0, 3. Slurs connect the triplets (3, 2, 2) and (3, 0, 3). A $\frac{1}{2}$ note value is indicated above the first triplet and a $\frac{1}{4}$ note value above the last triplet.

Musical notation for measures 165-167. Treble clef, key signature of three sharps. Measure 165 contains a quarter note G5 (fret 3), a quarter note F#5 (fret 2), a quarter note E5 (fret 1), a quarter note D5 (fret 0), a quarter note C#5 (fret 1), and a quarter note B4 (fret 0). Measure 166 contains a quarter note G5 (fret 3), a quarter note F#5 (fret 2), a quarter note E5 (fret 1), and a quarter note D5 (fret 0). Measure 167 contains a quarter note G5 (fret 3), a quarter note F#5 (fret 2), a quarter note E5 (fret 1), a quarter note D5 (fret 0), and a quarter note C#5 (fret 1). Below the staff is a TAB system with fret numbers: 0, 3, 2, 3, 2, 3, (3)-0. Slurs connect the triplets (3, 2, 2) and (3, 0, 3). A $\frac{1}{4}$ note value is indicated above the first triplet and a $\frac{1}{4}$ note value above the last triplet. A 'P' (pizzicato) marking is present above the final note of measure 167.

Musical notation for measures 168-170. Treble clef, key signature of three sharps. Measure 168 contains a whole rest. Measure 169 contains a whole rest. Measure 170 contains a whole rest. Below the staff is a TAB system with three empty lines.

Outro




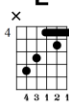

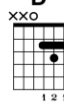



8x



171 172 173

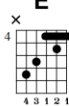

T	2	X	X	3	3	X	5	5	2	X	X
A	2	X	X	2	2	X	4	4	X	X	X
B	0	X	X	4	4	X	6	6	0	X	X



174 175 176

T	2	X	X	3	3	X	5	5	2	X	X	2	X	X	3	3	X
A	2	X	X	2	2	X	4	4	2	X	X	2	X	X	2	2	X
B	0	X	X	4	4	X	6	6	0	X	X	0	X	X	4	4	X



177

T	5	5	2
A	4	4	2
B	6	6	0

Revival

1970

Allman Brothers Band

Elektrische gitaar 1

Standard tuning

♩ = 190

Intro

1 2

3 4

5 6

7 8 9

10 11

12 13

Musical notation for measures 18-20. Measure 18 starts with a piano (*p*) dynamic and a slur over notes 7, 5, and 7. Measure 19 features a slide (*sl.*) over notes 5 and 6. Measure 20 contains a series of chords with fret numbers 12 and 9.

TAB: 7 5 7 | 5 6 | 12 10 | 12 9 | 12 9 | 12 9 | 12 9 | 12 9

Musical notation for measures 21-23. Measure 21 has a slide (*sl.*) over a complex chordal figure. Measure 22 has a 2/4 time signature change. Measure 23 continues with chords at frets 12 and 9.

TAB: (12)2121210 | 8 | 10 | 12 | 12 | 12 | 12 | 12 |
 X X X X X | X | X | X | X | X | X | X |
 (9)9 9 9 7 7 | 5 | 7 | 9 | 9 | 9 | 9 | 9 |

Musical notation for measures 24-26. Measure 24 has a slide (*sl.*) over a complex chordal figure. Measure 25 has a 2/4 time signature change. Measure 26 continues with chords at frets 12 and 9.

TAB: (12)2121210 XX | 8 | 10 | 12 | 12 | 12 | 12 | 12 |
 X X X X X | X | X | X | X | X | X | X |
 (9)9 9 9 7 XX | 5 | 7 | 9 | 9 | 9 | 9 | 9 |

Musical notation for measures 27-29. Measure 27 has a slide (*sl.*) over a complex chordal figure. Measure 28 has a 2/4 time signature change. Measure 29 continues with chords at frets 12 and 9.

TAB: (12)2121210 | 8 | 10 | 12 | 12 | 12 | 12 | 10 |
 X X X X X | X | X | X | X | X | X | X |
 (9)9 9 9 7 7 | 5 | 7 | 9 | 9 | 9 | 9 | 7 |

Musical notation for measures 30-32. Measure 30 has a slide (*sl.*) over a complex chordal figure. Measure 31 has a 2/4 time signature change. Measure 32 continues with chords at frets 12 and 9.

TAB: (10)010108 XX | 8 | 10 | 12 | 12 | 12 | 12 | 12 |
 X X X X X | X | X | X | X | X | X | X |
 (7)7 7 7 5 XX | 5 | 7 | 9 | 9 | 9 | 9 | 9 |

Musical notation for measures 33-35. Measure 33 has a slide (*sl.*) over a complex chordal figure. Measure 34 has a 2/4 time signature change. Measure 35 continues with chords at frets 12 and 9.

TAB: (12)2121210 | 8 | 10 | 12 | 12 | 12 | 12 | 12 |
 X X X X X | X | X | X | X | X | X | X |
 (9)9 9 9 7 7 | 5 | 7 | 9 | 9 | 9 | 9 | 9 |

36 37 38

TAB (12)2121210 XX 8 10 12 12 12 12 12
 X X X X X X X X X X X X X X X X X X
 (9)9 9 9 7 XX 5 7 9 9 9 9 9 9

39 40 41

TAB (12)2121210 8 10 12 12 12 12 10
 X X X X X X X X X X X X X X X X
 (9)9 9 9 7 7 5 7 9 9 9 9 9 7

42 43 44

TAB (10)010108 XX 7 4 5 7 6 8 5 6
 X X X X X X X X X X X X X X X X
 (7)7 7 7 5 XX

45 46 47

TAB (6) 8 5 6 5 7 5 7 5 7 5 7 5 7

48 49 50

TAB (7) 5 5 7 7 4 5 7 6 8 5 6

51 52 53

TAB (6) 8 5 6 5 7 5 7 5 7 5 5

54 55 56

TAB (5) 7 7 14 12 13 14 13 15 12 13

Musical notation for measures 57-59. Measure 57 is in 2/4 time with a treble clef and a key signature of two sharps (F# and C#). Measure 58 is in 2/4 time with a bass clef. Measure 59 is in 4/4 time with a treble clef. The guitar tablature below shows fret numbers for each measure.

TAB: (13)1512 1312 | 15 13 14 13 | 15 12 13 15

Musical notation for measures 60-62. Measure 60 is in 2/4 time with a treble clef and a key signature of two sharps. Measure 61 is in 2/4 time with a bass clef. Measure 62 is in 4/4 time with a treble clef. The guitar tablature below shows fret numbers for each measure.

TAB: (15) 12 13 15 | 14 12 13 14 | 13 15 12 13

Musical notation for measures 63-65. Measure 63 is in 2/4 time with a treble clef and a key signature of two sharps. Measure 64 is in 2/4 time with a bass clef. Measure 65 is in 4/4 time with a treble clef. The guitar tablature below shows fret numbers for each measure.

TAB: (13) 15 12 13 12 | 15 13 14 13 | 15 12 13

Musical notation for measures 66-68. Measure 66 is in 2/4 time with a treble clef and a key signature of two sharps. Measure 67 is in 4/4 time with a bass clef and includes a slur (*sl.*) over a long note. Measure 68 is in 4/4 time with a treble clef. The guitar tablature below shows fret numbers for each measure.

TAB: (13) 12 | *sl.* 13 15 | (15) (15) \

Musical notation for measures 69-71. Measure 69 is in 2/4 time with a treble clef and a key signature of two sharps, including a slur (*sl.*) over a long note. Measure 70 is in 2/4 time with a bass clef. Measure 71 is in 4/4 time with a treble clef, including a slur (*sl.*) and a dynamic marking (*p*). The guitar tablature below shows fret numbers for each measure.

TAB: *sl.* 15 17 | (17) | *full* 12 (12) 9 12 10 *p* 12 10 11

Musical notation for measures 72-74. Measure 72 is in 2/4 time with a treble clef and a key signature of two sharps, including a dynamic marking (*p*). Measure 73 is in 2/4 time with a bass clef, including a dynamic marking (*p*). Measure 74 is in 4/4 time with a treble clef, including a dynamic marking (*p*). The guitar tablature below shows fret numbers for each measure.

TAB: 10 11 9 | 11 7 9 | 6 7 6 9 7 9 7 9 | 7 9 7 9

Musical notation for measures 75-77. Measure 75: Treble clef, key signature of three sharps (F#, C#, G#), whole rest. Measure 76: Treble clef, key signature of three sharps, whole rest. Measure 77: Treble clef, key signature of three sharps, quarter note G5 (marked with 'H'), quarter note F#5 (marked with 'H'), half note G5. Bass clef: Measure 75: whole rest. Measure 76: whole rest. Measure 77: fret 2 (marked '2'), fret 4 (marked '4'), fret 2 (marked '2'), fret 2 (marked '(2)').

Musical notation for measures 78-80. Measure 78: Treble clef, key signature of three sharps, whole note G5. Measure 79: Treble clef, key signature of three sharps, whole rest. Measure 80: Treble clef, key signature of three sharps, quarter note G5 (marked with 'H'), quarter note F#5 (marked with 'H'), half note G5. Bass clef: Measure 78: fret 2 (marked '(2)'). Measure 79: whole rest. Measure 80: fret 2 (marked '2'), fret 4 (marked '4'), fret 2 (marked '2').

Musical notation for measures 81-83. Measure 81: Treble clef, key signature of three sharps, whole note G5. Measure 82: Treble clef, key signature of three sharps, whole note G5. Measure 83: Treble clef, key signature of three sharps, whole rest. Bass clef: Measure 81: fret 2 (marked '(2)'). Measure 82: fret 2 (marked '(2)'). Measure 83: whole rest.

Verse

Musical notation for measures 84-86. Measure 84: Treble clef, key signature of three sharps, whole rest. Measure 85: Treble clef, key signature of three sharps, quarter note G5 (marked with 'H'), quarter note F#5 (marked with 'H'), half note G5. Measure 86: Treble clef, key signature of three sharps, whole note G5. Bass clef: Measure 84: whole rest. Measure 85: fret 2 (marked '2'), fret 4 (marked '4'), fret 2 (marked '2'), fret 2 (marked '(2)'). Measure 86: fret 2 (marked '(2)').

Musical notation for measures 87-89. Measure 87: Treble clef, key signature of three sharps, whole rest. Measure 88: Treble clef, key signature of three sharps, whole rest. Measure 89: Treble clef, key signature of three sharps, quarter note G5 (marked with 'H'), quarter note F#5 (marked with 'H'), half note G5. Bass clef: Measure 87: whole rest. Measure 88: whole rest. Measure 89: fret 2 (marked '2'), fret 4 (marked '4'), fret 2 (marked '2'), fret 2 (marked '(2)').

Musical notation for measures 90-92. Measure 90: Treble clef, key signature of three sharps, whole note G5. Measure 91: Treble clef, key signature of three sharps, whole rest. Measure 92: Treble clef, key signature of three sharps, whole rest. Measure 93: Treble clef, key signature of three sharps, quarter note G5 (marked with 'H'), quarter note F#5 (marked with 'H'), half note G5. Bass clef: Measure 90: fret 2 (marked '(2)'). Measure 91: whole rest. Measure 92: whole rest. Measure 93: fret 2 (marked '2'), fret 4 (marked '4'), fret 2 (marked '2').

Musical notation for measures 93-95. Measure 93: Treble clef, key signature of three sharps, whole note G5. Measure 94: Treble clef, key signature of three sharps, whole note G5. Measure 95: Treble clef, key signature of three sharps, whole rest. Bass clef: Measure 93: fret 2 (marked '(2)'). Measure 94: fret 2 (marked '(2)'). Measure 95: whole rest.

Musical notation for measures 96-98. Measure 96 contains a half note (H) with a slur over it. Measure 97 contains a half note (H) with a slur over it. Measure 98 contains a half note (H) with a slur over it. The TAB below shows fret numbers: 2, 4, 2 for measure 96; (2) for measure 97; and (2) for measure 98.

Musical notation for measures 99-101. Measure 99 is a whole rest. Measure 100 is a whole rest. Measure 101 contains a half note (H) with a slur over it. The TAB below shows fret numbers: 2, 4, 2 for measure 101; and (2) for measure 101.

Musical notation for measures 102-104. Measure 102 is a whole rest. Measure 103 is a whole rest. Measure 104 contains a half note (H) with a slur over it. The TAB below shows fret numbers: (2) for measure 102; 2, 4, 2 for measure 104.

Musical notation for measures 105-107. Measure 105 is a whole rest. Measure 106 is a whole rest. Measure 107 is a whole rest. The TAB below shows fret numbers: (2) for measure 105; (2) for measure 106.

Musical notation for measures 108-110. Measure 108 contains a half note (H) with a slur over it. Measure 109 contains a half note (H) with a slur over it. Measure 110 contains a half note (H) with a slur over it. The TAB below shows fret numbers: 2, 4, 2 for measure 108; (2) for measure 109; and (2) for measure 110.

Musical notation for measures 111-113. Measure 111 is a whole rest. Measure 112 is a whole rest. Measure 113 contains a half note (H) with a slur over it. The TAB below shows fret numbers: 2, 4, 2 for measure 113; and (2) for measure 113.

Musical notation for measures 114-116. Measure 114 is a whole rest. Measure 115 is a whole rest. Measure 116 contains a half note (H) with a slur over it. The TAB below shows fret numbers: (2) for measure 114; 2, 4, 2 for measure 116.

Musical notation for measures 117-119. Measure 117: Treble clef, key signature of two sharps (F# and C#), whole note G4. Measure 118: Treble clef, key signature of two sharps, quarter note G4, quarter note A4, quarter note B4. Measure 119: Treble clef, key signature of two sharps, whole note G4.

TAB: (2) | (2) 2 4 2 | (2)

Musical notation for measures 120-122. Measure 120: Treble clef, key signature of two sharps, quarter note G4, quarter note A4, quarter note B4. Measure 121: Treble clef, key signature of two sharps, half note G4. Measure 122: Treble clef, key signature of two sharps, quarter note G4, quarter note F#4, quarter note E4.

TAB: (2) 2 3 5 | (5) | (5) 5 4 5

Musical notation for measures 123-125. Measure 123: Treble clef, key signature of two sharps, whole note G4. Measure 124: Treble clef, key signature of two sharps, half note G4. Measure 125: Treble clef, key signature of two sharps, quarter note G4, quarter note A4, quarter note B4.

TAB: (5) | (5) 5 7 9 | (9)

Musical notation for measures 126-128. Measure 126: Treble clef, key signature of two sharps, quarter rest, quarter note G4, quarter note A4, quarter note B4. Measure 127: Treble clef, key signature of two sharps, half note G4. Measure 128: Treble clef, key signature of two sharps, quarter rest, quarter note G4, quarter note A4, quarter note B4.

TAB: 9 10 12 | (12) | 17 16 17

Musical notation for measures 129-131. Measure 129: Treble clef, key signature of two sharps, whole note G4. Measure 130: Treble clef, key signature of two sharps, quarter rest. Measure 131: Treble clef, key signature of two sharps, quarter note G4, quarter note A4, quarter note B4.

TAB: (17) | 17 19 21 | (21)

Musical notation for measures 132-134. Measure 132: Treble clef, key signature of two sharps, quarter rest. Measure 133: Treble clef, key signature of two sharps, quarter rest. Measure 134: Treble clef, key signature of two sharps, quarter note G4, quarter note A4, quarter note B4.

TAB: | | 2 4 2

Musical notation for measures 135-137. Measure 135: Treble clef, key signature of two sharps, whole note G4. Measure 136: Treble clef, key signature of two sharps, whole note G4. Measure 137: Treble clef, key signature of two sharps, whole note G4.

TAB: (2) | (2) | (2)

Musical notation for measures 138-140. Treble clef, key signature of two sharps (F# and C#). Measure 138 starts with a whole note. Measure 139 has a whole note. Measure 140 has a whole note. The guitar tablature below shows fingerings: (2) 2 4 2 for measure 138, (2) for measure 139, and (2) 2 4 2 for measure 140.

Musical notation for measures 141-143. Measure 141 has a whole note. Measure 142 has a whole note. Measure 143 has a whole note. The guitar tablature below shows fingerings: (2) for measure 141, (2) 2 4 2 for measure 142, and (2) for measure 143.

Musical notation for measures 144-146. Measure 144 has a whole note. Measure 145 has a whole note. Measure 146 has eighth notes with a 7th fret barre. The guitar tablature below shows fingerings: (2) for measure 144, (2) for measure 145, and 2 2 3 3 / 2 2 4 4 for measure 146.

Musical notation for measures 147-149. Measure 147 has eighth notes with a 7th fret barre. Measure 148 has eighth notes with a 7th fret barre. Measure 149 has eighth notes with a 7th fret barre. The guitar tablature below shows fingerings: 5 4 6 / 5 4 7 for measure 147; 5 5 7 / 5 5 7 for measure 148; and 9 9 9 / 9 9 10 / 9 10 9 for measure 149.

Musical notation for measures 150-152. Measure 150 has eighth notes with a 7th fret barre. Measure 151 has eighth notes with a 7th fret barre. Measure 152 is a whole rest. The guitar tablature below shows fingerings: 9 10 11 / 9 10 11 for measure 150; 12 13 14 / 12 13 14 for measure 151; and no fingering for measure 152.

Musical notation for measures 153-155. Measures 153, 154, and 155 are whole rests. The guitar tablature below is empty for all three measures.

Musical notation for measures 156-158. Measures 156, 157, and 158 are whole rests. The guitar tablature below is empty for all three measures.

Musical notation for measures 159-161. Treble clef, key signature of three sharps (F#, C#, G#). Measure 159 has a whole rest. Measure 160 has a whole rest. Measure 161 has a whole rest. Below the staff is a TAB line with empty strings.

Musical notation for measures 162-164. Treble clef, key signature of three sharps. Measure 162 has a whole rest. Measure 163 has a whole rest. Measure 164 has a whole rest. Below the staff is a TAB line with empty strings.

Musical notation for measures 165-167. Treble clef, key signature of three sharps. Measure 165 has a whole rest. Measure 166 has a whole rest. Measure 167 has a whole rest. Below the staff is a TAB line with empty strings.

Musical notation for measures 168-170. Treble clef, key signature of three sharps. Measure 168 has a whole rest. Measure 169 has a whole rest. Measure 170 has a whole rest. Below the staff is a TAB line with empty strings.

Outro

Musical notation for measures 171-173. Measure 171 has a whole rest. Measure 172 starts with a double bar line, a repeat sign, and an 8x instruction. It contains eighth notes with grace notes. Measure 173 continues with eighth notes and grace notes. Below the staff is a TAB line with fret numbers: 2, 2, 2 | 3, 2, 3 | 5, 4, 6 | 5, 4, 6 | 5, 5, 7.

Musical notation for measures 174-176. Measure 174 has eighth notes with grace notes. Measure 175 has eighth notes with grace notes. Measure 176 has eighth notes with grace notes. Below the staff is a TAB line with fret numbers: 5, 5, 7 | 7, 7, 7 | 9, 9, 9 | 9, 9, 10 | 9, 9, 11 | 9, 10, 11 | 9, 10, 11 | 10, 10, 11 | 10, 11, 12 | 11, 11, 12.

Musical notation for measure 177. It contains eighth notes with grace notes. Below the staff is a TAB line with fret numbers: 12, 12, 17 | 12, 12, 17 | 13, 13, 18 | 14, 14, 19.

Revival

1970

Allman Brothers Band

Elektrische gitaar 2

Standard tuning

♩ = 190

Intro

1 2 3 4 5 6 7

8 9 10 11 12 13

14 15 16 17 18 19

20 21 22 23 24

25 26 27 28 29

30 31 32 33 34

35 36 *sl.* 37 38 39

TAB 3 3 2 2 3 (3) 5 5 2 0 2 3 3 2 2 3 (3) 2 2 2 3 2

40 41 42 43 44

TAB 0 2 3 0 0 2 (2) 3 3 0 7 5 6 7 5 6 8 5

45 46 47 48 49

TAB (5) 6 8 10 6 5 8 6 8 5 6 8 5 (5) 6 8 5 7 5 6 7

50 51 52 53 54

TAB 5 6 8 5 (5) 6 8 10 6 5 8 6 5 5 6 5 (5) 6 7

55 56 57 58 59

TAB 7 5 6 7 5 6 8 5 (5) 6 8 10 6 5 8 6 8 5 6 8 5

60 61 62 63 64

TAB (5) 6 8 5 7 5 6 7 5 6 8 5 (5) 6 8 10 6 5 8 6 8

65 66 67 68 69 70 71

TAB 5 6 5 (5) 6 7 (7) 11 13 (13) full 12 (12) 10 11 10 11 9 11 P

Musical notation for measures 72-77. Measure 72 starts with a *sl.* (slide) instruction. Measures 73 and 74 have a *P* (piano) instruction. The guitar tablature below shows fret numbers for strings T, A, and B.

T	9		7	9	7	9	7	9	7	9	7	5	2	3	3	2	2	2	3	3
A		11	9		7	9	7	9	7	9	7	9	2	2	2	2	2	2	2	2
B																				

Musical notation for measures 78-82. The guitar tablature below shows fret numbers for strings T, A, and B.

T	5	5	2	2	3	3	2	2	2	3	3	5	5	2
A	4	4	2	2	2	2	2	2	2	2	2	4	4	2
B	6	6	2	2	4	4	4	4	4	4	4	6	6	2

Verse

Musical notation for measures 83-87. The guitar tablature below shows fret numbers for strings T, A, and B.

T	2	3	3	2	2	3	3	5	5	2	2	3	3
A	2	4	4	2	2	4	4	4	4	2	2	4	4
B								6	6	2	2	2	2

Musical notation for measures 88-92. The guitar tablature below shows fret numbers for strings T, A, and B.

T	2	2	3	3	5	5	2	2	3	3	2	2	2
A	2	2	4	4	4	4	2	2	4	4	2	2	2
B					6	6	2	2	2	2	2	2	2

Musical notation for measures 93-97. The guitar tablature below shows fret numbers for strings T, A, and B.

T	2	3	3	5	5	2	2	3	3	2	2	3	3
A	2	4	4	4	4	2	2	4	4	2	2	4	4
B				6	6	2	2	2	2	2	2	2	2

Musical notation for measures 98-102. The guitar tablature below shows fret numbers for strings T, A, and B.

T	5	5	2	2	3	3	2	2	3	3	5	5	2
A	4	4	2	2	2	2	2	2	2	2	4	4	2
B	6	6	2	2	4	4	4	4	4	4	6	6	2

Musical notation for measures 103-107. The guitar tablature below shows fret numbers for strings T, A, and B.

T	2	3	3	2	2	3	3	5	5	2	2	3	3
A	2	4	4	2	2	4	4	4	4	2	2	4	4
B								6	6	2	2	2	2

108 109 110 111 112

TAB

0 2 0

113 114 115 116 117

TAB

0 2 0

118 119 120 121 122

TAB

0 2 0

123 124 125 126 127

TAB

0 2 0

128 129 130 131 132

TAB

0 2 0

133 134 135 136 137

TAB

0 2 0

138 139 140 141 142

TAB

0 2 0

Musical notation for measures 143-147. Treble clef, key signature of three sharps (F#, C#, G#). Measure 144 contains a whole note chord with a fermata. Measure 145 contains a whole note chord with a fermata. Measure 146 contains a quarter note chord. Measure 147 contains a quarter note chord.

T	2	3	3	2	(2)	(2)	2	2	3	3	5	5	5
A	2	2	2	2	(2)	(2)	2	2	2	2	4	4	4
B	2	4	4	0	(0)	(0)	2	2	4	4	6	6	7

Musical notation for measures 148-152. Treble clef, key signature of three sharps. Measure 152 ends with a whole rest.

T	5	5	7	7	7	9	9	9	9	9	10	10	12	12	17
A	5	5	7	7	7	9	9	10	10	10	10	10	12	12	17
B	7	7	7	7	7	9	9	11	9	10	11	11	13	13	18
													14	14	19

Musical notation for measures 153-157. Treble clef, key signature of three sharps. Measure 153-155 are whole rests. Measure 156 has a slur over a quarter note chord with a *p* dynamic. Measure 157 has a slur over a quarter note chord with a *sl.* dynamic.

T															
A															
B						11	11	11	9	11	9	11	9	11	9
														9	7
														7	7

Musical notation for measures 158-162. Treble clef, key signature of three sharps. Measures 158-162 are whole rests.

T					
A					
B					

Musical notation for measures 163-167. Treble clef, key signature of three sharps. Measures 163-167 are whole rests.

T					
A					
B					

Outro

Musical notation for measures 168-172. Treble clef, key signature of three sharps. Measure 168-171 are whole rests. Measure 172 is a quarter note chord with a *8x* dynamic.

T						2	3	3
A						2	2	2
B						2	4	4

Musical notation for measures 173-177. Treble clef, key signature of three sharps. Measure 177 ends with a double bar line.

T	5	5	5	5	7	7	9	9	9	9	9	10	10	12	12	17
A	4	4	6	5	7	7	9	9	10	10	10	10	10	12	12	17
B	6	6	7	7	7	7	9	9	9	9	11	11	11	13	13	18
														14	14	19

Revival

1970

Allman Brothers Band

Elektrische gitaar 3

Standard tuning

♩ = 190

Intro

1 **3** 4 **4** 8 **11**

The intro consists of a single staff with a treble clef and a key signature of three sharps (F#, C#, G#). The time signature is 4/4. The notation shows a sequence of notes: a whole note on the 1st fret, followed by a bar with a '3' above it, then a bar with a '4' above it, then a bar with a '4' above it, then a bar with an '8' above it, and finally a bar with an '11' above it. The notes are: 1, 3, 4, 4, 8, 11.

19 20 21 22

Measures 19-22: Measure 19 has a whole note on the 9th fret. Measure 20 has a quarter note on the 12th fret, a quarter note on the 11th fret, and a half note on the 12th fret. Measure 21 has a quarter note on the 12th fret, a quarter note on the 11th fret, and a half note on the 12th fret. Measure 22 has a quarter note on the 9th fret and a quarter note on the 11th fret.

23 24 25 26

Measures 23-26: Measure 23 has a quarter note on the 12th fret, a quarter note on the 11th fret, and a half note on the 12th fret. Measure 24 has a quarter note on the 12th fret, a quarter note on the 11th fret, and a half note on the 12th fret. Measure 25 has a quarter note on the 9th fret and a quarter note on the 11th fret. Measure 26 has a quarter note on the 12th fret, a quarter note on the 11th fret, and a half note on the 12th fret.

27 28 29 30

Measures 27-30: Measure 27 has a quarter note on the 12th fret, a quarter note on the 11th fret, and a half note on the 12th fret. Measure 28 has a quarter note on the 9th fret and a quarter note on the 11th fret. Measure 29 has a quarter note on the 12th fret, a quarter note on the 9th fret, and a half note on the 11th fret. Measure 30 has a quarter note on the 11th fret, a quarter note on the 7th fret, and a half note on the 9th fret.

31 32 33 34

Measures 31-34: Measure 31 has a quarter note on the 10th fret, a quarter note on the 12th fret, and a half note on the 9th fret. Measure 32 has a quarter note on the 13th fret, a quarter note on the 12th fret, and a half note on the 11th fret. Measure 33 has a quarter note on the 13th fret, a quarter note on the 12th fret, and a half note on the 11th fret. Measure 34 has a quarter note on the 10th fret, a quarter note on the 12th fret, and a half note on the 11th fret.

35 36 37 38

Measures 35-38: Measure 35 has a quarter note on the 13th fret, a quarter note on the 12th fret, and a half note on the 11th fret. Measure 36 has a quarter note on the 13th fret, a quarter note on the 12th fret, and a half note on the 11th fret. Measure 37 has a quarter note on the 10th fret, a quarter note on the 12th fret, and a half note on the 9th fret. Measure 38 has a quarter note on the 13th fret, a quarter note on the 12th fret, and a half note on the 11th fret.

Musical notation for measures 39-42. Includes guitar tablature (TAB) below the staff.

T	(13)	12	13	12	10	12	13	15	12	(12)	8	10
A	(12)	11	12	11	9	11	12	14	11	(11)	7	9
B	(10)	9	10	9	7	9	10	12	9	(9)	5	7

Musical notation for measures 43-47. Includes guitar tablature (TAB) below the staff.

Musical notation for measures 49-53. Includes guitar tablature (TAB) below the staff.

Musical notation for measures 55-59. Includes guitar tablature (TAB) below the staff.

Musical notation for measures 61-65. Includes guitar tablature (TAB) below the staff.

Verse
Musical notation for measures 66-168. Includes guitar tablature (TAB) below the staff. Measure 66 is marked with a '2' and a '16' above it. Measure 83 is marked with an '85' above it. Measure 168 is marked with a '4' and an '8x' above it.

Outro
Musical notation for measures 172-177. Includes guitar tablature (TAB) below the staff. Measure 172 is marked with a '5' above it.

Seven Turns

1990

Allman Brothers band

Akoestische gitaar

Standard tuning

$\text{♩} = 104$

G Csus2 D G Csus2 D

let ring ----- 1

T		3			3		2	2	2	2	2	2	2	2	2	2				
A		0			0		2	2	2	2	2	2	2	2	2	2			3	
B	3	2	0	2	3	2	0	(2)	(0)										3	2

let ring ----- 1

T		2	2	2	2	2	2	2	2	2	2	2	2	2	2	2	2	2	2	2
A	(2)	2	2	2	2	2	2	2	2	2	2	2	2	2	2	2	2	2	2	2
B	(0)																			

3 2 0 2 3 2 0 0 2 0

let ring ----- 1

T		3			2	3	2	2	2	2	2	2	2	2	2	2	2	2	2	2
A		0			2	0	2	2	2	2	2	2	2	2	2	2	2	2	2	2
B	3	2	0	2	3	2	0	(2)	(0)										3	3

Csus2 G

let ring ----- 1

T	(3)	2	2	2	2	2	2	2	2	2	2	2	2	2	2	2	2	2	2	2
A	(0)	0	0	0	0	0	0	0	0	0	0	0	0	0	0	0	0	0	0	0
B	(3)	2	2	2	2	2	2	2	2	2	2	2	2	2	2	2	2	2	2	2

2 0 3 0 3 2 0 3 3 2 3 3 2 3 3 3 3 3 3 3 3

G Em C G/B

let ring ----- 1

T			3	3	3	2	0	3	0	0	0	1	0	0						
A			0	0	0	0	0	0	0	0	0	0	0	0						
B	3	2	0	3	3	2	0	3	2	0	2	3	2	0	0					

3 2 0 2 0 0 2 0 3 2 0 0 3 2 0 0

D

16 17 18

let ring -----1

TAB

2	2	3	2	0	3	3	3	3	3	3	3	3	3	3	3	3	3	3	3
0	2	2	2	2	0	2	3	3	0	0	0	0	0	0	0	0	0	0	0
3	3	3	3	3	3	3	3	3	3	3	3	3	3	3	3	3	3	3	3

19 20 21

let ring -----1

let ring -----1

TAB

0	3	0	0	0	3	3	3	3	3	3	3	3	3	3	3	3	3	3	3
2	0	0	0	0	3	2	0	3	3	2	0	3	3	3	2	0	3	3	0
3	3	3	3	3	3	3	3	3	3	3	3	3	3	3	3	3	3	3	3

22 23 24

let ring -----1

let ring -----1

TAB

3	0	0	0	0	1	0	0	0	0	2	2	2	3	2	0	3	2	0	0
3	2	0	0	2	2	2	2	2	2	0	2	2	2	2	2	2	2	2	0
3	3	3	3	3	3	3	3	3	3	3	3	3	3	3	3	3	3	3	3

25 26 27

let ring -----1

let ring -----1

TAB

3	3	3	3	0	0	0	2	2	2	2	2	2	2	2	2	2	2	2	2
0	0	0	0	0	1	1	1	1	1	1	1	1	1	1	1	1	1	1	1
2	3	3	3	3	3	3	3	3	3	3	3	3	3	3	3	3	3	3	3

28 29 30

TAB

2	2	2	2	2	2	2	2	2	2	0	0	3	3	0	0	0	0	0	0
3	3	3	3	3	3	3	3	3	3	0	1	1	1	1	1	1	1	1	1
0	0	0	0	0	0	0	0	0	0	3	2	0	0	0	0	0	0	0	0
3	3	3	3	3	3	3	3	3	3	3	3	3	3	3	3	3	3	3	3

31 32 33

let ring -----1

let ring -----1

TAB

0	0	0	0	0	0	0	2	2	2	2	2	2	2	2	2	2	2	2	2
2	2	2	2	2	2	2	0	0	0	0	0	0	0	0	0	0	0	0	0
0	2	2	2	2	2	2	3	3	3	3	3	3	3	3	3	3	3	3	3

34 35 36

TAB

37 38 39

TAB

40 41 42

let ring -----1

43 44 45

let ring -----1

46 47 48

TAB

49 50 51

TAB

52 53 54

let ring ----- 1

TAB $\begin{matrix} (3) & 3 & 3 & 3 & 3 & 3 & 3 & 3 \\ (0) & 0 & 0 & 0 & 0 & 0 & 0 & 0 \\ (2) & 2 & 2 & 2 & 2 & 2 & 2 & 2 \\ (3) & 3 & 3 & 3 & 3 & 3 & 3 & 3 \end{matrix}$ | 2 0 3 0 | 3 2 0 3 | 3 2 3 3 3 3 3 3

55 56 57

let ring ----- 1

TAB 3 2 0 3 3 3 2 0 | 3 2 0 0 2 0 | 3 2 0 3 2 0 0 0

58 59 60

let ring ----- 1

TAB 0 2 2 2 3 2 0 | 3 3 3 3 3 3 3 3 | 3 3 3 3 3 3 3 3 | 3 3 3 3 3 3 3 3

BAB 0 2 2 2 2 2 0 | 2 3 3 3 3 3 3 3 | 3 3 3 3 3 3 3 3 | 3 3 3 3 3 3 3 3

61 62 63

let ring ----- 1

TAB 2 0 3 0 | 3 2 0 3 | 3 2 3 3 3 3 3 3

BAB 3 2 0 0 3 2 0 3 | 3 2 3 3 3 3 3 3 | 3 2 0 3 3 3 2 0

64 65 66

let ring ----- 1

TAB 3 2 0 0 2 2 | 3 2 0 3 2 0 0 0 | 0 2 2 2 3 2 0 0

BAB 3 2 0 0 2 2 | 3 2 0 3 2 0 0 0 | 0 2 2 2 3 2 0 0

67 68 69

TAB 3 3 3 3 0 0 0 2 | (2) 2 2 2 2 2 2 2 | 3 3 3 3 0 0 0 2

BAB 3 3 3 3 1 1 1 2 | (3) 3 3 3 3 3 3 3 | 3 3 3 3 1 1 1 2

3 3 3 3 2 2 2 2 | (0) 0 0 0 0 0 0 0 | 2 2 2 2 3 3 3 3

Musical notation for measures 70-72. Measure 70 features a treble clef, a key signature of one sharp (F#), and a common time signature. The guitar tablature below shows fret numbers for each string: (2) (3) (0) for strings 1-3, and 2 2 2 2 2 2 for strings 4-6. Measures 71 and 72 continue with similar patterns, including triplets and a 3-fret barre.

Musical notation for measures 73-75. Measure 73 starts with a 0 2 pattern on strings 1-3. Measures 74 and 75 include vibrato (V) markings and a 3-fret barre. The tablature shows fret numbers such as 0 0 0 0 0 0 and 3 3 3 3 3 3.

Musical notation for measures 76-78. Measure 76 has a treble clef, a key signature of one sharp (F#), and a common time signature. The tablature shows fret numbers like (2) (3) (0) and 2 2 2 2 2 2. Measures 77 and 78 include vibrato (V) markings and a 3-fret barre.

Musical notation for measures 79-81. Measure 79 has a treble clef, a key signature of one sharp (F#), and a common time signature. The tablature shows fret numbers like 3 3 3 3 3 3 and 0 0 0 0 0 0. Measures 80 and 81 include vibrato (V) markings and a 3-fret barre.

Musical notation for measures 82-84. Measure 82 has a treble clef, a key signature of one sharp (F#), and a common time signature. The tablature shows fret numbers like (2) (3) (0) and 2 2 2 2 2 2. Measures 83 and 84 include vibrato (V) markings and a 3-fret barre.

Musical notation for measures 85-87. Measure 85 has a treble clef, a key signature of one sharp (F#), and a common time signature. The tablature shows fret numbers like 3 3 3 3 3 3 and 0 0 0 0 0 0. Measures 86 and 87 include vibrato (V) markings and a 3-fret barre.

Seven Turns

1990

Allman Brothers band

Elektrische gitaar 1

Standard tuning

♩ = 104

Musical notation for measures 1-5. Includes treble clef, 4/4 time signature, and guitar tablature. Measure 1 starts with a first fret barre. Measure 5 includes a 7th fret barre. Slurs and accents are used throughout.

Musical notation for measures 6-11. Measure 9 features a key signature change to D major. Slurs and accents are used throughout.

Musical notation for measures 12-15. Includes treble clef and guitar tablature. Measure 12 starts with a first fret barre.

Musical notation for measures 16-20. Measure 16 features a key signature change to D major. Measure 17 is a whole rest. Measure 20 includes an accent (>).

Musical notation for measures 21-24. Measure 21 starts with a first fret barre. Measure 24 features a key signature change to D major and an accent (>).

25 26 27 28 *let ring* ----- 1

TAB

29 30 31 32 33

TAB

34 35 36 37 38

TAB

39 40 41 42 43


TAB


44 45 46 47 48 49 50


TAB


51 52 53 54 55


TAB


78  79 80


TAB 

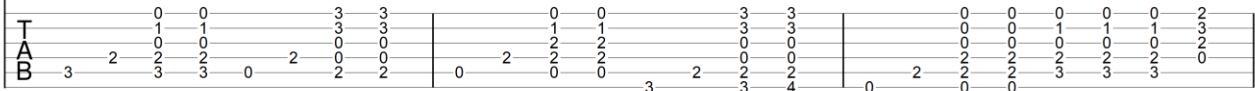
81  82 83


TAB 


84  85 86

TAB 

87  88 89

TAB 

90 

TAB 

Seven Turns

1990

Allman Brothers band

Elektrische gitaar 2

Standard tuning

♩ = 104

Musical notation for measures 1-8. The top staff is a treble clef with a 4/4 time signature. Each measure contains a quarter rest. The bottom staff is a guitar tablature with two lines labeled 'T' and 'B'. The measures are numbered 1 through 8.

Musical notation for measures 9-16. Similar to the previous system, with quarter rests in the top staff and empty tablature in the bottom staff. Measures are numbered 9 through 16.

Musical notation for measures 17-24. Similar to the previous system, with quarter rests in the top staff and empty tablature in the bottom staff. Measures are numbered 17 through 24.

Musical notation for measures 25-32. Similar to the previous system, with quarter rests in the top staff and empty tablature in the bottom staff. Measures are numbered 25 through 32.

Musical notation for measures 33-35. The top staff shows a melodic line starting with a grace note (7) and a pickup. It includes dynamics like *P* and *full*. The bottom staff shows a complex fretboard sequence: 10-10-8, 10-10-10-8, 10-7-8, 8-7, and (7)-10-10. There are wavy lines indicating vibrato at the end of the phrase.

Musical notation for measures 36-38. The top staff continues the melodic line with dynamics like *P*, *full*, and *sl.* (slide). The bottom staff shows fretboard sequences: 10-10-8-10, 7-8-10, (10)-10-10, and 8-8-10-12-12. It includes a barre (X) and wavy lines for vibrato.

Musical notation for measures 39-41. The top staff is a treble clef with notes and slurs. The bottom staff is a guitar TAB with fret numbers and techniques like *P*, *H*, *sl.*, and *full*.

Musical notation for measures 42-43. The top staff is a treble clef with notes and slurs. The bottom staff is a guitar TAB with fret numbers and techniques like *1/2*, *full*, and *P*.

Musical notation for measures 44-48. The top staff is a treble clef with notes, slurs, and a key signature change to one sharp. The bottom staff is a guitar TAB with fret numbers and techniques like *P*, *sl.*, and *full*.

Musical notation for measures 49-56. The top staff is a treble clef with notes and slurs. The bottom staff is a guitar TAB with fret numbers and techniques like *1/2*.

Musical notation for measures 57-65. The top staff is a treble clef with rests. The bottom staff is a guitar TAB with rests.

Musical notation for measures 66-74. The top staff is a treble clef with rests. The bottom staff is a guitar TAB with rests.

Musical notation for measures 75-82. The top staff is a treble clef with a whole rest in each measure. The bottom staff is labeled 'TAB' and is empty.

Musical notation for measures 83-86. The top staff shows a melodic line with slurs and accents. The bottom staff shows guitar tablature with fret numbers and 'full' annotations above the notes.

Measure 83: 10 — 10 — 8 — 10 — 7

Measure 84: 7 — 9 — 7 — 8 — 10

Measure 85: 10 — 10 — 8 — 10 — 7

Measure 86: (7) — 8 — 10 — 10

Musical notation for measures 87-90. The top staff shows a melodic line with slurs and accents. The bottom staff shows guitar tablature with fret numbers and 'full' annotations above the notes.

Measure 87: 10 — 10 — 8 — 10 — 7

Measure 88: (7) — 9 — 7 — 8 — 10

Measure 89: 10 — 10 — 8 — 10 — 10

Measure 90: (10) — 7 — 8 — 10

Soulshine

1994

Allman Brothers Band

Slag gitaar

Standard tuning

♩ = 64

Intro

1 3 3 3 full full full

3 5 3 3 (5) 3 5 5 3 3 5 4 5 3 (3)/(10) 10-12 11

13 13 11-13 13 13-13 10-12 11-11-11 12 13 13-11 14-11-11

1st Verse

(11) (20)\(3) 3 3 1 H P 3 3 5 3 5 3 1

4 3 3 1 4 3 (1) 3 5 3 5 (1) (3) 3 3 3 5 5 6 6 3 3 4 4

Chorus

Musical notation for measures 18-20. Measure 18 starts with a treble clef and a key signature of one sharp (F#). It features a melodic line with triplets and slurs, and a bass line with triplets and a slide. Measure 19 continues the melodic line with a slide. Measure 20 features a bass line with triplets and a slide.

TAB: (3) 3 3 3 3 10 10 10 (10) 10 8 8 8 10 8

Musical notation for measures 21-23. Measure 21 has a treble clef and a key signature of one sharp. It features a melodic line with triplets and slurs, and a bass line with triplets and a slide. Measure 22 continues the melodic line with a slide. Measure 23 features a bass line with triplets and a slide.

TAB: 3 3 3 3 10 10 10 10 10 12 10 10 10 10

2nd Verse

Musical notation for measures 24-26. Measure 24 has a treble clef and a key signature of one sharp. It features a melodic line with triplets and slurs, and a bass line with triplets and a slide. Measure 25 continues the melodic line with a slide. Measure 26 features a bass line with triplets and a slide.

TAB: 5 5 6 6 3 3 3 7 8 7 3 1

Musical notation for measures 27-30. Measure 27 has a treble clef and a key signature of one sharp. It features a melodic line with triplets and slurs, and a bass line with triplets and a slide. Measure 28 continues the melodic line with a slide. Measure 29 features a bass line with triplets and a slide. Measure 30 features a bass line with triplets and a slide.

TAB: (4) 3 5 3 3 1 4 4 3 3 (3) 3 1

Musical notation for measures 31-33. Measure 31 has a treble clef and a key signature of one sharp. It features a melodic line with triplets and slurs, and a bass line with triplets and a slide. Measure 32 continues the melodic line with a slide. Measure 33 features a bass line with triplets and a slide.

TAB: 4 3 3 5 3 5 3 (3) 3 6 6 5 5 5 5 6 6 5 5 6 6

Chorus

Musical notation for measures 34-35. Treble clef, key signature of two sharps (F# and C#). Measure 34 starts with a 7th fret barre. Slurs and triplets are present. Fingering numbers are shown below the notes. A 'sl.' (slide) marking is above measure 35. Below the staff is a tablature for guitar, with strings labeled T (top) and B (bottom).

Musical notation for measures 36-38. Measure 36 includes a 'H' (hammer-on) marking. Slurs and triplets continue. Fingering numbers are shown. 'sl.' markings are present above measures 37 and 38. Tablature is provided below the staff.

Bridge

Musical notation for measures 39-42. Measure 39 starts with a 6th fret barre. Slurs and triplets are used. Fingering numbers are shown. 'sl.' markings are present above measures 41 and 42. Tablature is provided below the staff.

Musical notation for measures 43-45. Measure 43 includes a 'sl.' marking. Slurs and triplets are present. Fingering numbers are shown. 'sl.' markings are present above measures 44 and 45. Tablature is provided below the staff.

Musical notation for measures 46-48. Measure 46 includes a 'sl.' marking. Slurs and triplets are present. Fingering numbers are shown. A 'sl. let ring' marking is present above measure 47. 'sl.' markings are present above measures 48 and 49. Tablature is provided below the staff.

1st Solo

Musical notation for measures 49-50. Treble clef, key signature of one sharp (F#). Measure 49 contains two triplet eighth notes. Measure 50 contains a triplet eighth note followed by a quarter note. Slurs and accents are present. The guitar tablature below shows fingerings: 3-1 for the first triplet, 3-1 for the second triplet, and 3-1 for the third triplet. Measure 50 has an X on the 5th string. Measure 51 has a 1-5 slide on the 5th string.

Musical notation for measures 51-53. Treble clef, key signature of one sharp (F#). Measure 51 contains a triplet eighth note. Measure 52 contains a triplet eighth note. Measure 53 contains a triplet eighth note. Slurs and accents are present. The guitar tablature below shows fingerings: 10-12 for the first triplet, (10)-(10) for the second triplet, and 8-10 for the third triplet. Measure 53 has an 8-10 slide on the 8th fret.

Musical notation for measures 54-59. Treble clef, key signature of one sharp (F#). Measure 54 contains two triplet eighth notes. Measure 55 contains a triplet eighth note. Measure 56 contains a triplet eighth note. Measure 57 contains a triplet eighth note. Measure 58 and 59 are whole rests. The guitar tablature below shows fingerings: 3-1 for the first triplet, 3-1 for the second triplet, 3-1 for the third triplet, 3-1 for the fourth triplet, and 5-5-6-6 for the fifth triplet.

Chorus

Musical notation for measures 60-66. Treble clef, key signature of one sharp (F#). Measures 60-65 are whole rests. Measure 66 contains a triplet eighth note. Slurs and accents are present. The guitar tablature below shows fingerings: 3-1 for the triplet, 1-5 slide on the 5th string, and 3-3-3 for the next triplet.

Musical notation for measures 67-68. Treble clef, key signature of one sharp (F#). Measure 67 contains a triplet eighth note. Measure 68 contains a triplet eighth note. Slurs and accents are present. The guitar tablature below shows fingerings: 3-1 for the first triplet, (10)-(10) for the second triplet, 10-12 for the third triplet, and 8-10 for the fourth triplet.

Musical notation for measures 69-70. Treble clef, key signature of one sharp (F#). Measure 69 contains a triplet eighth note. Measure 70 contains a triplet eighth note. Slurs and accents are present. The guitar tablature below shows fingerings: 3-1 for the first triplet, 1-5 slide on the 5th string, 3-3 for the second triplet, 3-3 for the third triplet, 3-1 for the fourth triplet, and 3-3 for the fifth triplet.

Musical notation for measures 86-88. Measure 86 features a triplet of eighth notes on the treble staff and a triplet of eighth notes on the bass staff. Measure 87 includes a slur and a triplet. Measure 88 consists of a series of eighth notes.

TAB: 10 10 10 (10) (10) 10 10 | 5 5 6 6 | 3 3 3 3 3 3 3

A: 10 10 10 10 10 10 | 5 5 6 6 | 3 3 3 3 3 3 3

B: 8 8 12 12 12 10 10 | 3 3 4 4 | 1 1 1 1 1 1 1

Musical notation for measures 89-91. Measure 89 has triplets and slurs. Measure 90 has a slur. Measure 91 has triplets and slurs.

TAB: 3 3 3 3 3 3 | 10 10 10 10 10 10 | 8 8 8 8 8 8

A: 3 3 3 3 3 3 | 10 10 10 10 10 10 | 8 8 8 8 8 8

B: 1 1 1 5 5 | 8 8 8 8 8 8 | 6 6 6 6 6 6

Musical notation for measures 92-94. Measure 92 has triplets and slurs. Measure 93 has a slur. Measure 94 has triplets and slurs.

TAB: 3 3 3 3 3 3 | 3 3 3 3 3 3 | 3 3 3 3 3 3

A: 3 3 3 3 3 3 | 3 3 3 3 3 3 | 3 3 3 3 3 3

B: 1 1 1 5 5 | 1 1 1 3 3 3 | 1 1 1 1 1 1

Musical notation for measures 95-100. Measure 95 has triplets and slurs. Measure 96 has triplets and slurs. Measures 97-100 are rests.

TAB: 5 5 5 6 6 6 6 | 3 3 3 3 | | | |

A: 5 5 5 6 6 6 6 | 3 3 3 3 | | | |

B: 3 3 3 4 4 4 4 | 1 1 1 1 | | | |

Musical notation for measures 101-109, all of which are rests.

TAB: | | | | | | | | |

A: | | | | | | | | |

B: | | | | | | | | |

Musical notation for measures 110-113. Measure 110 is a rest. Measure 111 has a tempo marking of 43. Measure 112 has a tempo marking of 64. Measure 113 has a tempo marking of 84.

TAB: | | | |

A: | | | |

B: | | | |

Soulshine

1994

Allman Brothers Band

Elektrische gitaar 1

Standard tuning

♩ = 64

Intro

Musical notation for the Intro section, measures 1-9. The notation is in 4/4 time and consists of a treble clef staff with a single note on the first line (E4) in measure 1, followed by a double bar line. Measures 2-9 show a sequence of notes on the first line (E4) in each measure, with a double bar line at the end.

1st Verse

Chorus

Musical notation for the 1st Verse and Chorus sections, measures 10-18. The notation is in 4/4 time and consists of a treble clef staff with a single note on the first line (E4) in each measure from 10 to 18, with a double bar line at the end.

2nd Verse

Musical notation for the 2nd Verse section, measures 19-27. The notation is in 4/4 time and consists of a treble clef staff with a single note on the first line (E4) in each measure from 19 to 27, with a double bar line at the end.

Chorus

Musical notation for the Chorus section, measures 28-36. The notation is in 4/4 time and consists of a treble clef staff with a single note on the first line (E4) in each measure from 28 to 36, with a double bar line at the end.

Bridge

Musical notation for the Bridge section, measures 37-45. The notation is in 4/4 time and consists of a treble clef staff with a single note on the first line (E4) in each measure from 37 to 45, with a double bar line at the end.

1st Solo

Musical notation for the 1st Solo section, measures 46-54. The notation is in 4/4 time and consists of a treble clef staff with a single note on the first line (E4) in each measure from 46 to 54, with a double bar line at the end.

55 56 57 58

full

full

full

full

TAB

59 60

sl.

sl.

1 1/2

1/4

1/4

1/4

TAB

61

sl.

sl.

TAB

62 63

full

full

full

full

full

full

H P

H

TAB

64

full

TAB

Chorus

Musical notation for measures 65-67. Treble clef. Measure 65: Triplet of eighth notes (G4, A4, B4), quarter rest, eighth note (G4), quarter note (F#4), eighth note (E4), quarter note (D4). Measure 66: Quarter note (G4), quarter note (A4), quarter note (B4), quarter note (C5). Measure 67: Quarter note (G4), quarter note (A4), quarter note (B4), quarter note (C5).
TAB: Measure 65: 20-18-20 (full), 20, 15-13 (1/2), 13-13-11 (full), 12. Measure 66: 11. Measure 67: 11.

Musical notation for measures 68-76. Treble clef. All measures contain a whole rest.
TAB: All measures are empty.

2nd Solo

Musical notation for measures 77-85. Treble clef. All measures contain a whole rest.
TAB: All measures are empty.

Musical notation for measures 86-94. Treble clef. All measures contain a whole rest.
TAB: All measures are empty.

Musical notation for measures 95-97. Treble clef. Measure 95: Whole rest. Measure 96: Quarter rest. Measure 97: Quarter note (G4), quarter note (A4), quarter note (B4), quarter note (C5).
TAB: Measure 95: Empty. Measure 96: Empty. Measure 97: 17 (full), 17 (17), 17 (full), 18 (full), 17 (full), 18 (full).

Musical notation for measures 98-99. Treble clef. Measure 98: Triplet of eighth notes (G4, A4, B4), quarter note (C5), quarter note (B4), quarter note (A4), quarter note (G4), quarter note (F#4), quarter note (E4), quarter note (D4). Measure 99: Quarter note (G4), quarter note (A4), quarter note (B4), quarter note (C5).
TAB: Measure 98: 17 (full), 17 (full), 17 (full), 15, 17, 15, (15)-(0), sl. Measure 99: 18, 17 (3/4), 15, 18, 17, 15, 15.

100

full

17 15 18 17 15 15

101

sl.

18 (0) 17 15 17

full

102

15 $\frac{1}{2}$ 13 11

10 10 (12) 11 13 13

103

full

13 11 12 11 13 (11) 13 13 11 13

full

103

full

13 11 12 11 13 (11) 13 13 11 13

104

full

12 11 11 11 11 18

full

105

(18) 18 18

full

18 18 18 18

2

full

15 13 13 13 15 12 15 15 15 17

full

108

full

15 17 15 17 17 15

109

full

17 15 15 17 15 17 15 15 17 18

full

110 $\text{♩} = 43$

full

17 15 16 17 18 15 15 (0) 15 17

15 17 15 15 15 17 18 18 16 15 18 15 15 18 15 18

H P

112 $\text{♩} = 64$

113 $\text{♩} = 84$

T 15

A 15

B 15

Soulshine

1994

Allman Brothers Band

Elektrische gitaar 2

Standard tuning

♩ = 64

Intro

Musical notation for the Intro section, measures 1-9. The notation is in 4/4 time and consists of a single melodic line on a treble clef staff. Measure 1 contains a quarter rest. Measures 2-9 each contain a quarter rest. Below the staff is a guitar tablature (TAB) section with six lines, corresponding to the six strings of the guitar.

1st Verse

Chorus

Musical notation for the 1st Verse and Chorus sections, measures 10-18. The notation is in 4/4 time and consists of a single melodic line on a treble clef staff. Measures 10-17 each contain a quarter rest. Measure 18 contains a quarter rest. Below the staff is a guitar tablature (TAB) section with six lines, corresponding to the six strings of the guitar.

2nd Verse

Musical notation for the 2nd Verse section, measures 19-27. The notation is in 4/4 time and consists of a single melodic line on a treble clef staff. Measures 19-26 each contain a quarter rest. Measure 27 contains a quarter rest. Below the staff is a guitar tablature (TAB) section with six lines, corresponding to the six strings of the guitar.

Chorus

Musical notation for the Chorus section, measures 28-36. The notation is in 4/4 time and consists of a single melodic line on a treble clef staff. Measures 28-33 each contain a quarter rest. Measure 34 contains a quarter rest. Measures 35-36 each contain a quarter rest. Below the staff is a guitar tablature (TAB) section with six lines, corresponding to the six strings of the guitar.

Bridge

Musical notation for the Bridge section, measures 37-45. The notation is in 4/4 time and consists of a single melodic line on a treble clef staff. Measures 37-41 each contain a quarter rest. Measure 42 contains a quarter rest. Measures 43-45 each contain a quarter rest. Below the staff is a guitar tablature (TAB) section with six lines, corresponding to the six strings of the guitar.

1st Solo

46 47 48 49 50

TAB: 10 12 11 | 13 13 13 (13)

51 52

TAB: 13 13 11 13 13 | (13) 13 14 11 X X X 6 8 6

53 54

TAB: 8 6 8 6 8 6 9 6 9 6 6 6 9 6 9 6 9 8 | 6 8 6 8 6 (6)

55 56

TAB: 8 6 6 6 9 6 6 6 6 8 | 8 6 8 6 8 6 8 8 6 6

57 58 59 60 61 62

TAB: 17 18 17 15 17 (17) (17)

Chorus

63 64 65 66 67 68 69 70 71

TAB: (Empty staff)

Musical notation for measures 72-79. The top staff is a treble clef with a key signature of one sharp (F#). The bottom staff is a guitar TAB. Measures 72-79 are mostly rests in both staves.

2nd Solo

Musical notation for measures 80-82. The top staff shows a melodic line with triplets and accents. The bottom staff shows fret numbers (16, 13) and dynamic markings like "full".

Musical notation for measures 83-84. The top staff shows a melodic line with triplets and accents. The bottom staff shows fret numbers (13, 12, 11, 15, 13, 11, 11, 13, 11, 11, 9, 10, 11, 5, 3, 3, 3, 1, 3, 3) and a dynamic marking "full".

Musical notation for measure 85. The top staff shows a melodic line with triplets and accents. The bottom staff shows fret numbers (1, 3, 1, 1, 3, 5, 3, 1, 3, 8, 6) and dynamic markings like "full" and "p".

Musical notation for measure 86. The top staff shows a melodic line with triplets and accents. The bottom staff shows fret numbers (6, 9, 8, 6, 6, 6, 8, 6, 6, 8, 6, 9, 6) and dynamic markings like "full".

87 88

TAB: 6 9 6 9 6 9 8 6 8 6 6 8 6 8 | 6 8 9 8 6 6 5 X 5 5 3 3 5

89 90

TAB: (5) 5 5 6 5 6 5

90 91

TAB: (5) 3 6 5 6 5 3 6 6 5 6 5 3 6 5 | 6 3 6 6 3 6 6 3 6 6 3 5 6 6 5

92 93

TAB: (6) (5) 6 5 3 6 5 3 5 3 5 6 5

93 94

TAB: 6 5 6 5 6 5 6 5 6 5 (6) 6 5 6

94 95

TAB: 6 5 3 5 3 7 6 6 8 6 6 | 8 8 6 8 8 6 8 9 6 6

Musical notation for measures 96-98. Treble clef, key signature of one sharp (F#). Measure 96 contains a triplet of eighth notes with a slur and a wavy line above. Measure 97 contains a wavy line above. Measure 98 contains a triplet of eighth notes with a slur and a wavy line above. Bass clef shows fret numbers: 9-6-6, 9-11-11-11-9-11, 10-12, 11-13, 12, 11, (11), 13, 13, (13), 12-12, 11, 12, 11.

Musical notation for measures 99-102. Treble clef, key signature of one sharp (F#). Measure 99 contains a wavy line above. Measure 100 contains a slur and a wavy line above. Measure 101 contains a slur and a wavy line above. Measure 102 contains a slur and a wavy line above. Bass clef shows fret numbers: 11-13, 12, 10, full (10), 14, 1/2, 15 (0), 14, full (14), 15, sl, (15) (0), 18, 1/2, 18.

Musical notation for measures 103-105. Treble clef, key signature of one sharp (F#). Measure 103 contains a slur and a wavy line above. Measure 104 contains a slur and a wavy line above. Measure 105 contains a slur and a wavy line above. Bass clef shows fret numbers: 18, 18, 18-21-18, (18) sl, (0), 17, 1/2, 15, 18-16, 13, full, 13, full, 13, 11-11.

Musical notation for measures 106-108. Treble clef, key signature of one sharp (F#). Measure 106 contains a slur and a wavy line above. Measure 107 contains a slur and a wavy line above. Measure 108 contains a slur and a wavy line above. Bass clef shows fret numbers: 13, full, 13, full, 13, 11-13, 15, 13, 13-13-13-15-15, (15) (0), 18.

Musical notation for measures 109-111. Treble clef, key signature of one sharp (F#). Measure 109 contains a slur and a wavy line above. Measure 110 contains a slur and a wavy line above. Measure 111 contains a slur and a wavy line above. Bass clef shows fret numbers: 18-21-18, 18, 18-18, 18, 18-21-18-20, (11), (11), (8), (8), 15-13-11, 1/4.

112 $\text{♩} = 64$

113 $\text{♩} = 84$

T
A
B

13 11 12 10 11 10 13 10 13 10 11 12 11 12 8 6 8 6 4 $\frac{1}{2}$

Stand Back

1972

Allman Brothers Band

Elektrische gitaar 1

- ③ = G#
- ④ = E
- ⑤ = B

♩ = 151

A Intro

C

1 2 3 4

T
A
B

B 1st - 3rd Verses

1. 2.

5 6 7 8 9 10 11

T
A
B

12 13 14 15 16 17

T
A
B

A D/A A D/A A D/A A

18 19 20 21

T
A
B

E^b E **E^b E** **C**

TAB: 11-12-12-12, 11-12-12-12, /2

B7#9 **E^b E**

TAB: (2), /7 /7 /7 /7, (7), 11-12-12-12, (7)

Da Coda **C** Bridge **E** **D**

TAB: 11-12-12-12, 12-12, 12-12

C **G5** **F#5** **C** **D** Guitar Solo

TAB: 12-12, 12-12, 12-12, 12-12, X / 12-12-12-12-10-12, 12-10, 11-12, (12)

TAB: /12, 12-11-10, (12)-12, (10), 12, 11-12-11, 11-12-13, 11-12, 12-15, 12-10, 12-(12), 10, (12)

TAB: 10-11-12, 12-10-12, (12), /12, 12-12, 12-16, /12, /12, 12-10-16, /16, 12-12-10-10, /12, /12

Musical notation for measures 50-53. Treble clef, key signature of two sharps (F# and C#). Measure numbers 50, 51, 52, and 53 are indicated. Slurs and slurs with 'sl.' are present. The guitar tablature below shows fret numbers: 10, 12, 10, 10, 12, (12), 11, 12, 10, 12, 10, 12, (12), 11, 12, 12.

Musical notation for measures 54-57. Treble clef, key signature of two sharps. Measure numbers 54, 55, 56, and 57 are indicated. Slurs and slurs with 'sl.' are present. The guitar tablature below shows fret numbers: (12), 21, 17, 12, (12), 12, 10, 12, 16, 19, 11, 12, 11, 12, 11, 12.

[E] D.S. al Coda
Musical notation for measures 58-59. Treble clef, key signature of two sharps. Measure numbers 58 and 59 are indicated. Slurs and slurs with 'sl.' are present. The guitar tablature below shows fret numbers: 11, 12, 11, 12, 11, 12.

[E] Outro
C
Musical notation for measures 60-61. Treble clef, key signature of two sharps. Measure numbers 60 and 61 are indicated. Slurs and slurs with 'sl.' are present. The guitar tablature below shows fret numbers: 12, 12, (12), 12, (12), 10, 11, 12, 12, (12), 12, (12), 10, 11.

Musical notation for measures 62-63. Treble clef, key signature of two sharps. Measure numbers 62 and 63 are indicated. Slurs and slurs with 'sl.' are present. The guitar tablature below shows fret numbers: 12, 12, (12), 12, (12), 10, 11, 12, 12, (12), 12, (12), 10, 11.

Stand Back

1972

Allman Brothers Band

Elektrische gitaar 2

♩ = 151

A Intro

C

1. 2. 3. 4. 5. *sl.* **E_b E**

6. 7. 8. 9. *sl.* **E_b E**

1. 2.

B 1st - 3rd Verses

§

E_b E

10. 11. 12. 13. *sl.* **E_b E**

14. 15. 16. 17. *sl.* **E_b E**

A **D/A** **A** **D/A** **A** **D/A**

T	2	3	3	(3)	2	3	2	2	3	3
A	2	2	2	(2)	2	2	2	2	2	2
B	0	0	0	(0)	0	0	0	0	0	0

A **D/A** **A** **E_b E** **E_b E**

T	(3)	2	3	2	5	6	2	0	2	0	2	5	6	2	0	2
A	(4)	2	2	2	4	5	2	0	2	0	2	4	5	2	0	2
B	(0)	0	0	0	4	5	2	0	2	3	4	4	5	2	0	2

C **B7#9**

T	0	2	3	4	2	3	4	2	3	4	3	3	3
A	0	3	4	0	4	2	3	4	2	3	4	2	2
B	0	3	4	0	4	2	3	4	2	3	4	2	2

Da Coda

E_b E **E_b E** **E_b E**

T	(3)	5	6	2	0	2	0	2	5	6	2	0	2
A	(2)	4	5	2	0	2	0	2	4	5	2	0	2
B	(2)	4	5	2	0	2	3	4	4	5	2	0	2

C Bridge

E **D**

T	0	9	9	9	9	7	7	7	7	7	7
A	0	9	9	9	9	7	7	7	7	7	7
B	0	7	7	7	7	7	7	7	7	7	7

D Guitar Solo

C **G5** **F#5** **C**

37 38 39 40

sl. sl. sl. sl.

T	7	7		
A	7	7	5	6
B	5	5	4	5

41 42 43 44

sl. sl. sl. sl.

T				
A	0	2	5	6
B	3	4	4	5

45 46 47 48

sl. sl. sl. sl.

T				
A	0	2	5	6
B	3	4	4	5

49 50 51 52

sl. sl. sl. sl.

T				
A	0	2	5	6
B	3	4	4	5

E^b **E**

53 54 55 56

sl. sl. sl. sl.

T				
A	0	2	5	6
B	3	4	4	5

E Outro



D.S. al Coda

57 58 59

sl.

T			
A		5	6
B		4	5

60

sl.

T			
A		5	6
B		4	5

61 *sl.* 62 *sl.* 63 *sl.* 4x

T
A
B

0 2 | 5 6 / 4 5 | 2 0 2 | 0

3 4 | 4 5 | 3 4 0

Statesboro Blues

1971

Allman Brothers Band

Elektrische gitaar 1

Open E
③ = G#
④ = E
⑤ = B

♩ = 180

Musical notation for measures 1-3. Treble clef, 12/8 time signature. Measure 1: whole rest. Measure 2: quarter note G4, quarter note A4, quarter note B4, quarter note G4. Measure 3: quarter note G4, quarter note A4, quarter note B4, quarter note G4. Slurs and accents are present. Fingering: 1, 2, 3.

TAB: 10 8 10 8 | 10 10 10 8 | 8 10 (10) (10) 10 8 10 8

Musical notation for measures 4-6. Measure 4: quarter note G4, quarter note A4, quarter note B4, quarter note G4. Measure 5: quarter note G4, quarter note A4, quarter note B4, quarter note G4. Measure 6: quarter note G4, quarter note A4, quarter note B4, quarter note G4. Slurs and accents are present. Fingering: 4, 5, 6.

TAB: 8 10 10 8 10 15 14 10 8 10 | 10 (10) | 10 8 10 8 10 9 9 13 10

Musical notation for measures 7-9. Measure 7: quarter note G4, quarter note A4, quarter note B4, quarter note G4. Measure 8: quarter note G4, quarter note A4, quarter note B4, quarter note G4. Measure 9: quarter note G4, quarter note A4, quarter note B4, quarter note G4. Slurs and accents are present. Fingering: 7, 8, 9.

TAB: 8 10 (10) (10) 10 8 10 8 | 10 10 9 9 10 10 9 9 | 10 8 10 8 10 8 10 3

Musical notation for measures 10-12. Measure 10: quarter note G4, quarter note A4, quarter note B4, quarter note G4. Measure 11: quarter note G4, quarter note A4, quarter note B4, quarter note G4. Measure 12: quarter note G4, quarter note A4, quarter note B4, quarter note G4. Slurs and accents are present. Fingering: 10, 11, 12.

TAB: 10 9 10 10 10 10 8 10 | 8 10 10 17 14 10 8 10 8 | 13 14 full

Musical notation for measures 13-15. Measure 13: quarter note G4, quarter note A4, quarter note B4, quarter note G4. Measure 14: quarter note G4, quarter note A4, quarter note B4, quarter note G4. Measure 15: quarter note G4, quarter note A4, quarter note B4, quarter note G4. Slurs and accents are present. Fingering: 13, 14, 15.

TAB: 10 9 10 9 10 10 8 | 10 10 8 10 10 (10) 10 10 | 10 10 8 9 10 10

Musical notation for measures 16-18. Treble clef, key signature of one sharp (F#). Measure 16: quarter note G4, quarter note A4, quarter note B4, quarter note C5. Measure 17: quarter note D5, quarter note E5, quarter note F#5, quarter note G5. Measure 18: quarter note G5, quarter note F#5, quarter note E5, quarter note D5. Slurs and accents are present over measures 17 and 18. Wavy lines indicate vibrato.

TAB notation for measures 16-18. Treble (T) and Bass (B) staves. Measure 16: (10) (10) 10. Measure 17: 8 10 9 10 7. Measure 18: 10 10 10 9 10 8 9. Includes slurs and accents.

Musical notation for measures 19-21. Treble clef, key signature of one sharp (F#). Measure 19: quarter note G4, quarter note A4, quarter note B4, quarter note C5. Measure 20: quarter note D5, quarter note E5, quarter note F#5, quarter note G5. Measure 21: quarter note G5, quarter note F#5, quarter note E5, quarter note D5. Slurs and accents are present. Wavy lines indicate vibrato.

TAB notation for measures 19-21. Treble (T) and Bass (B) staves. Measure 19: 8 10 10 17 14 10 8 10 8. Measure 20: 10 10 (10) 8 8 8 10. Measure 21: 10 10 10 10 10 10. Includes slurs and accents.

Musical notation for measures 22-25. Treble clef, key signature of one sharp (F#). Measure 22: quarter note G4, quarter note A4, quarter note B4, quarter note C5. Measure 23: quarter note D5, quarter note E5, quarter note F#5, quarter note G5. Measure 24: quarter note G5, quarter note F#5, quarter note E5, quarter note D5. Measure 25: quarter note G5, quarter note F#5, quarter note E5, quarter note D5. Slurs and accents are present. Wavy lines indicate vibrato.

TAB notation for measures 22-25. Treble (T) and Bass (B) staves. Measure 22: 10 10 8. Measure 23: 8 10 10 8. Measure 24: 10 10 8 10 8. Measure 25: 10 10 8 10 10 10. Includes slurs and accents.

Musical notation for measures 26-28. Treble clef, key signature of one sharp (F#). Measure 26: quarter note G4, quarter note A4, quarter note B4, quarter note C5. Measure 27: quarter note D5, quarter note E5, quarter note F#5, quarter note G5. Measure 28: quarter note G5, quarter note F#5, quarter note E5, quarter note D5. Slurs and accents are present. Wavy lines indicate vibrato.

TAB notation for measures 26-28. Treble (T) and Bass (B) staves. Measure 26: (10) 8 10 10 10 14. Measure 27: 10 10 10 10. Measure 28: 10 10 10 10. Includes slurs and accents.

Musical notation for measures 29-31. Treble clef, key signature of one sharp (F#). Measure 29: quarter note G4, quarter note A4, quarter note B4, quarter note C5. Measure 30: quarter note D5, quarter note E5, quarter note F#5, quarter note G5. Measure 31: quarter note G5, quarter note F#5, quarter note E5, quarter note D5. Slurs and accents are present. Wavy lines indicate vibrato.

TAB notation for measures 29-31. Treble (T) and Bass (B) staves. Measure 29: 10 8 10 10 8 10 8. Measure 30: 10 10 8. Measure 31: 10 10 8. Includes slurs and accents.

Musical notation for measures 32-34. Treble clef, key signature of one sharp (F#). Measure 32: quarter note G4, quarter note A4, quarter note B4, quarter note C5. Measure 33: quarter note D5, quarter note E5, quarter note F#5, quarter note G5. Measure 34: quarter note G5, quarter note F#5, quarter note E5, quarter note D5. Slurs and accents are present. Wavy lines indicate vibrato.

TAB notation for measures 32-34. Treble (T) and Bass (B) staves. Measure 32: 10 10 10 10 10 9. Measure 33: 10 8 8 10 8 10 8. Measure 34: 10 9 10 8 10 8 10 10. Includes slurs and accents.

Musical notation for measures 35-38. Treble clef, key signature of one sharp (F#). Measure 35: whole rest, eighth rest, eighth note F#4. Measure 36: eighth notes F#4, G4, A4, B4, A4, G4, F#4. Measure 37: eighth notes F#4, G4, A4, B4, A4, G4, F#4. Measure 38: quarter note F#4, quarter note G4, quarter note A4, quarter note B4, quarter note A4, quarter note G4, quarter note F#4. Slurs and accents are present over measures 37 and 38.

TAB: 8 | 8 | 7 7 8 8 9 10 | 10 (10) 14 | 10 8 10 8 10 8 | 10 10 10 10 | (10) | 10 8 10

Musical notation for measures 39-42. Measure 39: whole note F#4. Measure 40: quarter rest, eighth note F#4, eighth note G4, eighth note A4, eighth note B4, eighth note A4, eighth note G4, eighth note F#4. Measure 41: eighth notes F#4, G4, A4, B4, A4, G4, F#4. Measure 42: quarter note F#4, quarter note G4, quarter note A4, quarter note B4, quarter note A4, quarter note G4, quarter note F#4. Slurs and accents are present over measures 41 and 42.

TAB: 10 | (10) | 10 10 10 10 | 10 10 8 9 10 10 | 10 10 8 9 10 10 | 8 2

Musical notation for measures 43-46. Measure 43: eighth notes F#4, G4, A4, B4, A4, G4, F#4. Measure 44: eighth notes F#4, G4, A4, B4, A4, G4, F#4. Measure 45: eighth notes F#4, G4, A4, B4, A4, G4, F#4. Measure 46: eighth notes F#4, G4, A4, B4, A4, G4, F#4. Slurs and accents are present over measures 45 and 46.

TAB: 10 (10) 7 | 10 10 10 10 10 10 10 10 | 10 8 10 8 10 (10) | 13 13 13 10 | 10 8 10 (10) 10 10 8

Musical notation for measures 47-50. Measure 47: eighth notes F#4, G4, A4, B4, A4, G4, F#4. Measure 48: eighth notes F#4, G4, A4, B4, A4, G4, F#4. Measure 49: eighth notes F#4, G4, A4, B4, A4, G4, F#4. Measure 50: eighth notes F#4, G4, A4, B4, A4, G4, F#4. Slurs and accents are present over measures 47 and 50.

TAB: 10 9 10 (10) 10 | 10 10 8 10 | 10 (10) (10) 10 | 10 10 (10) 9 9 | 9 9 8 10 10 10

Musical notation for measures 51-53. Measure 51: eighth notes F#4, G4, A4, B4, A4, G4, F#4. Measure 52: eighth notes F#4, G4, A4, B4, A4, G4, F#4. Measure 53: eighth notes F#4, G4, A4, B4, A4, G4, F#4. Slurs and accents are present over measures 51 and 53.

TAB: (10) 9 (9) 10 8 10 10 | 10 (10) 10 10 8 | 10 8 10 10 (10) 10 10 10

Musical notation for measures 54-56. Measure 54: eighth notes F#4, G4, A4, B4, A4, G4, F#4. Measure 55: eighth notes F#4, G4, A4, B4, A4, G4, F#4. Measure 56: eighth notes F#4, G4, A4, B4, A4, G4, F#4. Slurs and accents are present over measures 54 and 56.

TAB: 10 9 10 9 10 (10) 10 | 14 10 (10) 10 10 9 10 14 | 10 10 10 10 10 8 10 10

Musical notation for measures 57-60. Treble clef. Measure 57: quarter notes G4, A4, B4, C5. Measure 58: quarter notes G4, A4, B4, C5 with a wavy line above. Measure 59: quarter notes G4, A4, B4, C5 with a slur and a wavy line above. Measure 60: quarter notes G4, A4, B4, C5 with a slur and a wavy line above.

TAB: Measure 57: 10-21-22-22-22-22. Measure 58: 22-(22)-20-22. Measure 59: 21-22-0-X-X. Measure 60: 22-20-22-19-22-(22)-20-22-20-22.

Musical notation for measures 61-63. Treble clef. Measure 61: quarter notes G4, A4, B4, C5 with a slur and a wavy line above. Measure 62: quarter notes G4, A4, B4, C5 with a slur and a wavy line above. Measure 63: quarter notes G4, A4, B4, C5 with a slur and a wavy line above.

TAB: Measure 61: 22-22-22-20-22-20. Measure 62: 22-22-21-21-22-22. Measure 63: 20-22-22-20-22-22.

Musical notation for measures 64-66. Treble clef. Measure 64: quarter notes G4, A4, B4, C5 with a slur and a wavy line above. Measure 65: quarter notes G4, A4, B4, C5 with a slur and a wavy line above. Measure 66: quarter notes G4, A4, B4, C5 with a slur and a wavy line above.

TAB: Measure 64: 20-22-22-22-22-20-22-19. Measure 65: 22-20-22-22-22-22. Measure 66: 20-22-22-20-22-20-22-20-22-20-22.

Musical notation for measures 67-69. Treble clef. Measure 67: quarter notes G4, A4, B4, C5 with a slur and a wavy line above. Measure 68: quarter notes G4, A4, B4, C5 with a slur and a wavy line above. Measure 69: quarter notes G4, A4, B4, C5 with a slur and a wavy line above.

TAB: Measure 67: 20-22-20-22-20-22-20-22-22. Measure 68: 22-22-22-20-22. Measure 69: 22-24-22-20-22-22.

Musical notation for measures 70-76. Treble clef. Measures 70-76: Rests.

TAB: Measures 70-76: Empty.

Musical notation for measures 77-83. Treble clef. Measures 77-83: Rests.

TAB: Measures 77-83: Empty.

84 85 86 87 88 89 90

T
A
B

This system contains seven measures of music, numbered 84 through 90. Each measure is represented by a single horizontal line with a small black square (a whole rest) positioned on the second line from the bottom. Below the musical staff is a guitar tablature system consisting of six horizontal lines, with the letters 'T', 'A', and 'B' stacked vertically on the left side.

91 92 93 94 95 96 97

T
A
B

This system contains seven measures of music, numbered 91 through 97. Each measure is represented by a single horizontal line with a small black square (a whole rest) positioned on the second line from the bottom. Below the musical staff is a guitar tablature system consisting of six horizontal lines, with the letters 'T', 'A', and 'B' stacked vertically on the left side.

98 99 100 101 102 103 104

T
A
B

This system contains seven measures of music, numbered 98 through 104. Each measure is represented by a single horizontal line with a small black square (a whole rest) positioned on the second line from the bottom. Below the musical staff is a guitar tablature system consisting of six horizontal lines, with the letters 'T', 'A', and 'B' stacked vertically on the left side.

105

T
A
B

This system contains a single measure of music, numbered 105. The measure is represented by a single horizontal line with a small black square (a whole rest) positioned on the second line from the bottom. Below the musical staff is a guitar tablature system consisting of six horizontal lines, with the letters 'T', 'A', and 'B' stacked vertically on the left side. The system ends with a double bar line.

Statesboro Blues

1971

Allman Brothers Band

Elektrische gitaar 2

Standard tuning

♩ = 180

Musical notation for measures 1-4. The first staff shows a treble clef, a 12/8 time signature, and a key signature of one flat. The melody consists of eighth and quarter notes. The second staff shows guitar tablature with fret numbers 12, 10, 12, 10, and 12.

Musical notation for measures 5-8. The melody continues with eighth and quarter notes. The guitar tablature shows fret numbers 12, 10, 12, 10, and 12.

Musical notation for measures 9-14. The melody continues with eighth and quarter notes. The guitar tablature shows fret numbers 12, 10, 12, 10, and 12.

Musical notation for measures 15-21. The melody continues with eighth and quarter notes. The guitar tablature shows fret numbers 12, 10, 12, 10, and 12.

Musical notation for measures 22-28. The melody continues with eighth and quarter notes. The guitar tablature shows fret numbers 12, 10, 12, 10, and 12.

Musical notation for measures 29-35. The melody continues with eighth and quarter notes. The guitar tablature shows fret numbers 12, 10, 12, 10, and 12.

36 37 38 39 40 41 42

43 44 45 46 47 48 49

50 51 52 53 54 55 56

57 58 59 60 61 62 63

64 65 66 67 68 69

70 71 72

73 74 75 76 77 78

Musical notation for measures 79-83. The guitar part (TAB) includes fret numbers 7, 10, 9, 7, 7, 9, 7, 7, 7, 9, 7, 9, 0, 9. Dynamic markings include "full" and "sl".

Musical notation for measures 84-86. The guitar part (TAB) includes fret numbers 7, 10, 9, 7, 10, 9, 7, 10, 9, 7, 10, 9, 7, 9, 7, 11, 10. Dynamic markings include "full", "1/2", and "sl".

Musical notation for measures 87-89. The guitar part (TAB) includes fret numbers 13, 15, 16, 17, 17, 17, 15, 15, 16, 15, 15, 15, 16, 15, 15, 15, 16, 17, 17, 17. Dynamic markings include "full" and "sl".

Musical notation for measures 90-92. The guitar part (TAB) includes fret numbers 17, 17, 17, 17, 15, 17, (17), 17, 17, 17, 17, 17, 15, 13, 12, 11. Dynamic markings include "full" and "sl".

Musical notation for measures 93-95. The guitar part (TAB) includes fret numbers 10, 12, 10, 10, (10), 13, 10, 13, 10, 13, 13, 13, 10, 10, 8, 10, 12, 10, 13, 14, 15. Dynamic markings include "full", "1/2", and "sl".

Musical notation for measures 96-98. The guitar part (TAB) includes fret numbers 15, 15, 15, 15, 15, 15, 15, 15, 15, 13, 15, 15, 13, 15, 15, 13, 15, 13, 15, 13. Dynamic markings include "full", "P", and "sl".

Musical notation for measures 99-101. The top staff shows a treble clef with notes and dynamics (P). The bottom staff shows guitar tablature with fret numbers (15, 13, 14) and techniques like 'full' and 'H'.

Musical notation for measures 102-103. The top staff shows a treble clef with notes and dynamics (P). The bottom staff shows guitar tablature with fret numbers (15, 13, 14) and techniques like 'full' and 'H'.

Musical notation for measures 104-105. The top staff shows a treble clef with notes and dynamics (P). The bottom staff shows guitar tablature with fret numbers (15, 13, 12, 11, 7, 10, 7, 7, 7).

Statesboro Blues

1971

Allman Brothers Band

Elektrische gitaar 3

Standard tuning

♩ = 180

81

D5

G5

12 12 14 14 12 12 14 14 | 12 12 14 14 12 12 14 14

10 10 10 10 10 10 10 10

D5

D5

G5

12 12 14 14 12 12 14 14 | 12 12 14 14 12 12 14 14 | 12 12 14 14 12 12 14 14

10 10 10 10 10 10 10 10

G5

D5

D5

12 12 14 14 12 12 14 14 | 12 12 14 14 12 12 14 14 | 12 12 14 14 12 12 14 14

10 10 10 10 10 10 10 10

A5

G5

14 14 16 16 14 14 16 16 | 12 12 14 14 12 12 14 14 | 12 10 9 8

12 12 12 12 12 12 12 12

D5

G5

7 10 7 7 (7) | 12 12 14 14 12 12 14 14 | 12 12 14 14 12 12 14 14

10 10 10 10 10 10 10 10

D5 **D5** **G5**

T
A
B

12 12 14 14 12 12 14 14 | 12 12 14 14 12 12 14 14 | 12 12 14 14 12 12 14 14

10 10 10 10 10 10 10 10 | 10 10 10 10 10 10 10 10 | 10 10 10 10 10 10 10 10

G5 **D5** **D5**

T
A
B

12 12 14 14 12 12 14 14 | 12 12 14 14 12 12 14 14 | 12 12 14 14 12 12 14 14

10 10 10 10 10 10 10 10 | 10 10 10 10 10 10 10 10 | 10 10 10 10 10 10 10 10

A5 **G5** **G5**

T
A
B

14 14 16 16 14 14 16 16 | 12 12 14 14 12 12 14 14 | 12 10 9 6

12 12 12 12 12 12 12 12 | 10 10 10 10 10 10 10 10 | 10 10 10 10 10 10 10 10

105

T
A
B

7 10 7 7 (7)

Statesboro Blues

1971

Allman Brothers Band

Slag gitaar

Standard tuning

♩ = 180

Musical notation for measures 1-7. Treble clef, 12/8 time signature. The staff shows rests for measures 1-7. Below the staff are two empty lines labeled 'T' and 'B' for guitar tablature.

Musical notation for measures 8-11. Treble clef, 12/8 time signature. Measure 8: rest. Measure 9: rest. Measure 10: D5 chord (D5, A5, F#5, C#5). Measure 11: G5 chord (G5, B5, D6, F#6).
Guitar tablature for measures 10-11:
Measure 10: 12-10, 12-10, 14-10, 14-10, 12-10, 12-10, 14-10, 14-10
Measure 11: 12-10, 12-10, 14-10, 14-10, 12-10, 12-10, 14-10, 14-10

Musical notation for measures 12-14. Treble clef, 12/8 time signature. Measure 12: D5 chord. Measure 13: D5 chord. Measure 14: G5 chord.
Guitar tablature for measures 12-14:
Measure 12: 12-10, 12-10, 14-10, 14-10, 12-10, 12-10, 14-10, 14-10
Measure 13: 12-10, 12-10, 14-10, 14-10, 12-10, 12-10, 14-10, 14-10
Measure 14: 12-10, 12-10, 14-10, 14-10, 12-10, 12-10, 14-10, 14-10

Musical notation for measures 15-17. Treble clef, 12/8 time signature. Measure 15: G5 chord. Measure 16: D5 chord. Measure 17: D5 chord.
Guitar tablature for measures 15-17:
Measure 15: 12-10, 12-10, 14-10, 14-10, 12-10, 12-10, 14-10, 14-10
Measure 16: 12-10, 12-10, 14-10, 14-10, 12-10, 12-10, 14-10, 14-10
Measure 17: 12-10, 12-10, 14-10, 14-10, 12-10, 12-10, 14-10, 14-10

Musical notation for measures 18-20. Treble clef, 12/8 time signature. Measure 18: A5 chord. Measure 19: G5 chord. Measure 20: D5 chord.
Guitar tablature for measures 18-20:
Measure 18: 14-12, 14-12, 16-12, 16-12, 14-12, 14-12, 16-12, 16-12
Measure 19: 12-10, 12-10, 14-10, 14-10, 12-10, 12-10, 14-10, 14-10
Measure 20: 12-10, 12-10, 14-10, 14-10, 12-10, 12-10, 14-10, 14-10

Musical notation for measures 21-23. Treble clef, 12/8 time signature. Measure 21: D5 chord. Measure 22: D5 chord. Measure 23: G5 chord.
Guitar tablature for measures 21-23:
Measure 21: 12-10, 10-11, 12-10, 12-10, 10-11, 12-10
Measure 22: 12-10, 12-10, 14-10, 14-10, 12-10, 12-10, 14-10, 14-10
Measure 23: 12-10, 12-10, 14-10, 14-10, 12-10, 12-10, 14-10, 14-10

D5 **D5** **G5**

24 25 26

T
A
B

12 12 14 14 12 12 14 14 | 12 12 14 14 12 12 14 14 | 12 12 14 14 12 12 14 14

10 10 10 10 10 10 10 10 | 10 10 10 10 10 10 10 10 | 10 10 10 10 10 10 10 10

G5 **D5** **D5**

27 28 29

T
A
B

12 12 14 14 12 12 14 14 | 12 12 14 14 12 12 14 14 | 12 12 14 14 12 12 14 14

10 10 10 10 10 10 10 10 | 10 10 10 10 10 10 10 10 | 10 10 10 10 10 10 10 10

A5 **G5** **D5**

30 31 32

T
A
B

14 14 16 16 14 14 16 16 | 12 12 14 14 12 12 14 14 | 12 12 14 14 12 12 14 14

12 12 12 12 12 12 12 12 | 10 10 10 10 10 10 10 10 | 10 10 10 10 10 10 10 10

D5 **D5** **G5**

33 34 35

T
A
B

12 10 11 12 12 10 12 | 12 12 14 14 12 12 14 14 | 12 12 14 14 12 12 14 14

10 10 10 10 10 10 10 10 | 10 10 10 10 10 10 10 10 | 10 10 10 10 10 10 10 10

D5 **D5** **G5**

36 37 38

T
A
B

12 12 14 14 12 12 14 14 | 12 12 14 14 12 12 14 14 | 12 12 14 14 12 12 14 14

10 10 10 10 10 10 10 10 | 10 10 10 10 10 10 10 10 | 10 10 10 10 10 10 10 10

G5 **D5** **D5**

39 40 41

T
A
B

12 12 14 14 12 12 14 14 | 12 12 14 14 12 12 14 14 | 12 12 14 14 12 12 14 14

10 10 10 10 10 10 10 10 | 10 10 10 10 10 10 10 10 | 10 10 10 10 10 10 10 10

A5 **G5** **D5**

T
A
B

14 14 16 16 14 14 16 16 | 12 12 14 14 12 12 14 14 | 12 12 14 14 12 12 14 14

12 12 12 12 12 12 12 12 | 10 10 10 10 10 10 10 10 | 10 10 10 10 10 10 10 10

D5 **G5**

T
A
B

12 10 11 12 12 10 12 | 12 12 14 14 12 12 14 14 | 12 12 14 14 12 12 14 14

10 10 10 10 10 10 10 10 | 10 10 10 10 10 10 10 10 | 10 10 10 10 10 10 10 10

D5 **D5** **G5**

T
A
B

12 12 14 14 12 12 14 14 | 12 12 14 14 12 12 14 14 | 12 12 14 14 12 12 14 14

10 10 10 10 10 10 10 10 | 10 10 10 10 10 10 10 10 | 10 10 10 10 10 10 10 10

G5 **D5** **D5**

T
A
B

12 12 14 14 12 12 14 14 | 12 12 14 14 12 12 14 14 | 12 12 14 14 12 12 14 14

10 10 10 10 10 10 10 10 | 10 10 10 10 10 10 10 10 | 10 10 10 10 10 10 10 10

A5 **G5** **D5**

T
A
B

14 14 16 16 14 14 16 16 | 12 12 14 14 12 12 14 14 | 12 12 14 14 12 12 14 14

12 12 12 12 12 12 12 12 | 10 10 10 10 10 10 10 10 | 10 10 10 10 10 10 10 10

D5 **G5**

T
A
B

12 10 11 12 12 10 12 | 12 12 14 14 12 12 14 14 | 12 12 14 14 12 12 14 14

10 10 10 10 10 10 10 10 | 10 10 10 10 10 10 10 10 | 10 10 10 10 10 10 10 10

D5 **D5** **G5**

T
A
B

12 12 14 14 12 12 14 14 | 12 12 14 14 12 12 14 14 | 12 12 14 14 12 12 14 14

G5 **D5** **D5**

T
A
B

12 12 14 14 12 12 14 14 | 12 12 14 14 12 12 14 14 | 12 12 14 14 12 12 14 14

A5 **G5** **D5**

T
A
B

14 14 16 16 14 14 16 16 | 12 12 14 14 12 12 14 14 | 12 12 14 14 12 12 14 14

69 **70** **71** **72** **73**

T
A
B

12 10 11 12 12 10 12 10 | | | | |

D5 **G5** **D5**

T
A
B

12 12 14 14 12 12 14 14 | 12 12 14 14 12 12 14 14 | 12 12 14 14 12 12 14 14

D5 **A5** **G5**

T
A
B

12 12 14 14 12 12 14 14 | 14 14 16 16 14 14 16 16 | 12 12 14 14 12 12 14 14

D5

Musical notation for measures 80-84. Measure 80 contains a D5 chord. Measure 81 contains a melodic line. Measure 82 features a double note with a 'full' dynamic marking. Measures 83 and 84 are rests.

TAB: 12-10, 12-10, 14-10, 14-10, 12-10, 12-10, 14-10, 14-10 | 12-10, 10-11, 12-10, 9-9 | | |

Musical notation for measures 85-91. All measures contain rests.

TAB: | | | | | | |

Musical notation for measures 92-98. All measures contain rests.

TAB: | | | | | | |

Musical notation for measures 99-105. All measures contain rests.

TAB: | | | | | | |

Trouble No More

1969

Allman Brothers Band

Elektrische gitaar

Standard tuning

Moderately Fast ♩ = 144

(♩ = ♩²)

Intro

1st Verse

1st Chorus

2nd Verse

Musical notation for measures 23-26. Treble clef, 4/4 time. Includes guitar tablature for strings A and B.

23 24 25 26

TAB: 0 2 2 2 | 0 2 2 0 | 0 0 0 2 | 0 2 2 3 2 5 2

Musical notation for measures 27-30. Treble clef, 4/4 time. Includes guitar tablature for strings A and B. Slurs and accents are present.

27 28 29 30

TAB: 0 2 2 2 | 0 2 2 3 5 2 | 0 2 2 0 2 3 2 | 0 2 2 3 2 5 7

Musical notation for measures 31-35. Treble clef, 4/4 time. Includes guitar tablature for strings A and B. Section labels: 2nd Chorus, 3rd Verse. Dynamics: *sl.*, *P*.

31 32 33 34 35

TAB: 5 7 0 5 7 0 | 3 5 3 5 (5) \ | 5 7 0 5 7 0 | 3 5 3 0 3 | 0 2 2 X 2 2

Musical notation for measures 36-39. Treble clef, 4/4 time. Includes guitar tablature for strings A and B.

36 37 38 39

TAB: 0 2 2 2 | 0 2 2 3 5 2 | 0 2 2 2 | 0 2 2 3 5 0

Musical notation for measures 40-43. Treble clef, 4/4 time. Includes guitar tablature for strings A and B.

40 41 42 43

TAB: 0 0 0 2 | 0 2 2 3 5 2 | 0 2 2 2 2 | 0 2 2 3 5 2

Musical notation for measures 44-49. Treble clef, 4/4 time. Includes guitar tablature for strings A and B. Section label: 3rd Chorus. Dynamics: *sl.*, *P*. Includes a 1/4 note slur.

44 45 46 47 48 49

TAB: 0 2 2 2 | 0 2 2 3 5 7 | 5 7 5 5 7 (7) | 3 5 3 5 (5)

1st Guitar Solo

Musical notation for measures 50-53. Treble clef. Measure 50: G4, A4, B4, C5. Measure 51: D5, E5, F5, G5. Measure 52: A5, B5, C6, D6. Measure 53: E6, F6, G6, A6. Fingering: 5, 7, X, 5, 0, 0, 3, 5, 7, 5, 8, 5, 10, (10), 10, 8, 9, 10, 10, 8, 9, 10, 10. Dynamics: full, 1/2, full.

Musical notation for measures 54-57. Treble clef. Measure 54: A6, B6, C7, D7. Measure 55: E7, F7, G7, A7. Measure 56: B7, C8, D8, E8. Measure 57: F8, G8, A8, B8. Fingering: (10), 10, 10, 10, 10, (10), 10, 8, 10, 8, 10, 8, 0, 8, 8, 8, 8, 8, 8, 8, 8, 8, 8, 10, 8. Dynamics: full, full, 3/4, full, full, P, P, 3/4, 3/4, 1/2, 1/2, 1/2, P.

Musical notation for measures 58-60. Treble clef. Measure 58: A6, B6, C7, D7. Measure 59: E7, F7, G7, A7. Measure 60: B7, C8, D8, E8. Fingering: 10, 8, 0, 10, 8, 9, 10, 10, 12, 12, 12, 12, 10, 10, 12, 12, 12, (12), 10, 12. Dynamics: P, P, 1/4, full, full, full, P.

Musical notation for measures 61-64. Treble clef. Measure 61: A6, B6, C7, D7. Measure 62: E7, F7, G7, A7. Measure 63: B7, C8, D8, E8. Measure 64: F8, G8, A8, B8. Fingering: 12, 12, 12, 12, 12, 10, 12, 10, 12, 7, 5, 7, 5, 7, 5, 5, 7, 0, 3, 5, 3, 5, (5). Dynamics: full, full, full, full, 1/4, sl.

4th Verse

Musical notation for measures 65-69. Treble clef. Measure 65: G4, A4, B4, C5. Measure 66: D5, E5, F5, G5. Measure 67: A5, B5, C6, D6. Measure 68: E6, F6, G6, A6. Measure 69: B6, C7, D7, E7. Fingering: 5, 7, 0, 5, 7, 0, 3, 5, 3, 5, 0, 2, 2, 3, 5, 2, 0, 2, 2, 0, 3, 0, 2, 2, 3, 5, 2. Dynamics: sl, sl.

Musical notation for measures 70-73. Treble clef. Measure 70: G4, A4, B4, C5. Measure 71: D5, E5, F5, G5. Measure 72: A5, B5, C6, D6. Measure 73: E6, F6, G6, A6. Fingering: 0, 2, 2, 0, 3, 0, 2, 2, 3, 5, 0, 0, 0, 0, 3, 0, 2, 2, 3, 2, 5, 2. Dynamics: sl.

Musical notation for measures 74-77. Treble clef, 4/4 time. Measure 74: quarter note G4, quarter note A4, quarter note B4, quarter note C5. Measure 75: quarter note G4, quarter note A4, quarter note B4, quarter note C5. Measure 76: quarter note G4, quarter note A4, quarter note B4, quarter note C5. Measure 77: quarter note G4, quarter note A4, quarter note B4, quarter note C5. Slurs and accents are present over the notes.

Bass clef notation: Measure 74: 0 2 2 2 2. Measure 75: 0 2 2 3 5. Measure 76: 0 2 2 2 2. Measure 77: 0 2 2 3 5-7.

4th Chorus

2nd Guitar Solo

Musical notation for measures 78-82. Treble clef, 4/4 time. Measure 78: quarter note G4, quarter note A4, quarter note B4, quarter note C5. Measure 79: quarter note G4, quarter note A4, quarter note B4, quarter note C5. Measure 80: quarter note G4, quarter note A4, quarter note B4, quarter note C5. Measure 81: quarter note G4, quarter note A4, quarter note B4, quarter note C5. Measure 82: quarter note G4, quarter note A4, quarter note B4, quarter note C5. Slurs and accents are present.

Bass clef notation: Measure 78: 5 7 0 5 7-0. Measure 79: 3 5 3 5 (5)\. Measure 80: 5 7 0 5 7-0. Measure 81: 3 5 3 0 3. Measure 82: 0 2 2 X 2 2 3 5.

Musical notation for measures 83-86. Treble clef, 4/4 time. Measure 83: quarter note G4, quarter note A4, quarter note B4, quarter note C5. Measure 84: quarter note G4, quarter note A4, quarter note B4, quarter note C5. Measure 85: quarter note G4, quarter note A4, quarter note B4, quarter note C5. Measure 86: quarter note G4, quarter note A4, quarter note B4, quarter note C5. Slurs and accents are present.

Bass clef notation: Measure 83: 0 2 2 2 2. Measure 84: 0 2 2 3 5 2. Measure 85: 0 2 2 2 2. Measure 86: 0 2 2 3 5 2.

Musical notation for measures 87-90. Treble clef, 4/4 time. Measure 87: quarter note G4, quarter note A4, quarter note B4, quarter note C5. Measure 88: quarter note G4, quarter note A4, quarter note B4, quarter note C5. Measure 89: quarter note G4, quarter note A4, quarter note B4, quarter note C5. Measure 90: quarter note G4, quarter note A4, quarter note B4, quarter note C5. Slurs and accents are present.

Bass clef notation: Measure 87: 0 2 2 2. Measure 88: 0 2 2 3 5 2. Measure 89: 0 2 2 2 2. Measure 90: 0 2 2 3 5 2.

Musical notation for measures 91-95. Treble clef, 4/4 time. Measure 91: quarter note G4, quarter note A4, quarter note B4, quarter note C5. Measure 92: quarter note G4, quarter note A4, quarter note B4, quarter note C5. Measure 93: quarter note G4, quarter note A4, quarter note B4, quarter note C5. Measure 94: quarter note G4, quarter note A4, quarter note B4, quarter note C5. Measure 95: quarter note G4, quarter note A4, quarter note B4, quarter note C5. Slurs and accents are present.

Bass clef notation: Measure 91: 0 2 2 2 2. Measure 92: 0 2 2 3 5-7. Measure 93: 5 7 0 5 7-0. Measure 94: 3 5 3 5. Measure 95: 5 7 0 5 7-0.

Interlude

Musical notation for measures 96-100. Treble clef, 4/4 time. Measure 96: quarter note G4, quarter note A4, quarter note B4, quarter note C5. Measure 97: whole rest. Measure 98: whole rest. Measure 99: quarter note G4, quarter note A4, quarter note B4, quarter note C5. Measure 100: quarter note G4, quarter note A4, quarter note B4, quarter note C5. Slurs and accents are present.

Bass clef notation: Measure 96: 3 5 3 5. Measure 97: 5. Measure 98: 5. Measure 99: 9 7 9 7 9 7. Measure 100: 9 9 7 9 7 9 9.

5th Verse

Musical notation for measures 101-106. Measure 101 has a tremolo over the first note. Measure 102 is a whole rest. Measure 103 has a tremolo over the first note. Measure 104 is a whole rest. Measure 105 has a tremolo over the first note. Measure 106 has a tremolo over the first note and an 'X' over the fifth fret.

TAB: (9) (9) \ | 8 7 6 7 | 8 7 6 7 | 2 2 | 0 2 2 3 5 2

Musical notation for measures 107-110. Measure 107 has a tremolo over the first note. Measure 108 has a tremolo over the first note. Measure 109 has a tremolo over the first note. Measure 110 has a tremolo over the first note.

TAB: 0 2 2 2 2 | 0 2 2 3 5 2 | 0 2 2 0 3 | 0 2 2 3 5 0

Musical notation for measures 111-114. Measure 111 has a tremolo over the first note. Measure 112 has a tremolo over the first note. Measure 113 has a tremolo over the first note. Measure 114 has a tremolo over the first note.

TAB: 0 0 0 2 | 0 2 2 3 5 2 | 0 2 2 2 2 | 0 2 2 3 5 2

Outro

Musical notation for measures 115-119. Measure 115 has a tremolo over the first note. Measure 116 has a tremolo over the first note. Measure 117 has a tremolo over the first note. Measure 118 has a tremolo over the first note. Measure 119 has a tremolo over the first note.

TAB: 0 2 2 2 2 | 0 2 2 3 5 7 | 5 7 0 5 7 0 | 3 5 3 5 | 5 7 X 5 7 0

Musical notation for measures 120-124. Measure 120 has a tremolo over the first note. Measure 121 has a tremolo over the first note. Measure 122 has a tremolo over the first note. Measure 123 has a tremolo over the first note. Measure 124 has a tremolo over the first note.

TAB: 3 5 3 7 | 5 7 5 7 0 | 3 5 3 5 | 5 7 0 5 7 | 3 5 3 5 5

Musical notation for measures 125-126. Measure 125 has a tremolo over the first note. Measure 126 has a tremolo over the first note.

TAB: 3 5 3 5 7 | 5 7 5 7 9 | 8 10 10 1 1/2 (10)

Trouble No More

1969

Allman Brothers Band

Slide gitaar

Open E
③ = G#
④ = E
⑤ = B

Moderately Fast ♩ = 144

(♩ = $\overset{\frown}{\text{♩}} \overset{\frown}{\text{♩}}$)
Intro

1-3 | 4.

1 2 3 4

1st Verse

5 6 7

8 9 10 11

12 13 14 15

1st Chorus

Musical notation for the 1st Chorus, measures 16-19. The notation includes a treble clef staff with a key signature of one sharp (F#) and a 4/4 time signature. The guitar tablature (TAB) is shown below the staff, with fret numbers and slide markings (sl.) indicating the playing technique. The TAB for measure 16 is: 15 17 16/17 17\15. Measure 17: 13 15 13 16/17 (17)\. Measure 18: 15 17 16/17 17\15. Measure 19: 13 15 13 16/17 (17)\.

2nd Verse

Musical notation for the 2nd Verse, measures 20-23. The notation includes a treble clef staff with a key signature of one sharp (F#) and a 4/4 time signature. The guitar tablature (TAB) is shown below the staff, with fret numbers and slide markings (sl.) indicating the playing technique. The TAB for measure 20 is: 15 / 20 \ 15 / 17 17\17. Measure 21: (17) 17 / 17 17\. Measure 22: / 17 / 17 17 \ 16 / 17 16\17 (17)\. Measure 23: / 17 / 17 17 \ 16 / 17 16\17 (17)\.

Musical notation for the 2nd Verse, measures 24-27. The notation includes a treble clef staff with a key signature of one sharp (F#) and a 4/4 time signature. The guitar tablature (TAB) is shown below the staff, with fret numbers and slide markings (sl.) indicating the playing technique. The TAB for measure 24 is: / 17 17 \ 15 \ 15 / 17. Measure 25: 17 (17)\ / 17 17\. Measure 26: / 17 15\17 14 / 17 / 17 (17) 15\14 / 17 15 /. Measure 27: / 17 15\17 14 / 17 / 17 (17) 15\14 / 17 15 /.

2nd Chorus

Musical notation for the 2nd Chorus, measures 28-32. The notation includes a treble clef staff with a key signature of one sharp (F#) and a 4/4 time signature. The guitar tablature (TAB) is shown below the staff, with fret numbers and slide markings (sl.) indicating the playing technique. The TAB for measure 28 is: / 4 5 5 - X - 5. Measure 29: 15 17 (17) / 17 \. Measure 30: \ 15 / 17 17 17 \. Measure 31: 15 17 16/17 17\15. Measure 32: 13 15 13 17 (17)\.

3rd Verse

Musical notation for the 3rd Verse, measures 33-37. The notation includes a treble clef staff with a key signature of one sharp (F#) and a 4/4 time signature. The guitar tablature (TAB) is shown below the staff, with fret numbers and slide markings (sl.) indicating the playing technique. The TAB for measure 33 is: 15 17 16/17 17\15. Measure 34: 13 15 13 17 (17)\. Measure 35: / 17 \ 15 / 17 / 17 17 \. Measure 36: (17) 17 / 17. Measure 37: / 17 17 \ 15 / 17 15 \ 17.

Musical notation for the 3rd Verse, measures 38-41. The notation includes a treble clef staff with a key signature of one sharp (F#) and a 4/4 time signature. The guitar tablature (TAB) is shown below the staff, with fret numbers and slide markings (sl.) indicating the playing technique. The TAB for measure 38 is: 17 (17)\. Measure 39: / 17 15 / 17 \ 15 / 17 \ 15 / 17. Measure 40: 15 17 15. Measure 41: / 17 15 / 17 \ 15 / 17 \ 15 / 17.

Musical notation for measures 42-45. Treble clef, key signature of one sharp (F#). Slurs and slurs with 'sl.' are present. Wavy lines indicate vibrato.

TAB: 17 17 15 17 | 17 17 (17) (17) | 16 15 17 17 | 15 17 17 (17)

3rd Chorus

Musical notation for measures 46-50. Treble clef, key signature of one sharp (F#). Slurs and slurs with 'sl.' are present. Wavy lines indicate vibrato. A triplet of eighth notes is marked at measure 49.

TAB: 15 17 15 16 17 | (17) (17) | 13 15 13 17 15 17 (17) | (17) 17 | 15 17 16 17 17 15

1st Guitar Solo

Musical notation for measures 51-58. Treble clef, key signature of one sharp (F#). Slurs and slurs with 'sl.' are present. Wavy lines indicate vibrato.

TAB: 13 15 13 17 (17) | | | | | | | |

Musical notation for measures 59-64. Treble clef, key signature of one sharp (F#). Slurs and slurs with 'sl.' are present. Wavy lines indicate vibrato.

TAB: | | | | | 15 17 16 17 17 15 | 13 15 13 16 17 (17) (17)

4th Verse

Musical notation for measures 65-68. Treble clef, key signature of one sharp (F#). Slurs and slurs with 'sl.' are present. Wavy lines indicate vibrato.

TAB: 15 17 16 17 17 15 | 13 15 13 16 17 (17) | 17 17 15 17 16 17 (17)

Musical notation for measures 69-72. Treble clef, key signature of one sharp (F#). Slurs and slurs with 'sl.' are present. Wavy lines indicate vibrato. A triplet of eighth notes is marked at measure 72.

TAB: 17 16 15 15 17 17 | (17) | 12 17 17 (17) X 17 16 | 15 16 15 17 (17) 18

119 120 121 122

sl. sl. sl. sl. sl. sl.

T
A
B

15 17 16 17 17 15

13 15 13 16 17 (17)

15 17 15

13 15 13 15 (15)

123 124 125 126

sl. sl. sl.

T
A
B

15 17 15 17 15

13 15

let ring

Wasted Words

1973

Allman Brothers Band

Elektrische gitaar 1

③ = G#
④ = E
⑤ = B

♩ = 128

A Intro

C

1 2 3 4 5

TAB

B 1st-3rd Verses

C

6 7 8 9 10

TAB

C Pre-Chorus

C

11 12 13 14 15

TAB

16 17 18 19 20

TAB

D Chorus

Da Coda

I.

C

21 22 23 24 25

TAB

26 *sl.* *w* 27 *sl.* *w* 28 *sl.* 29 30 *3* 12.

TAB 4-5 5 5 5-4-5 5 (5) 4-5 5 5 5 /5 5 :|| 7 12 12

E Interlude

31 32 33 **C** 34 35

TAB /5 /5 3 5 3 5 5 5 (5) :|| 3-5 5 7-5 5 5 3-5 5

F Guitar Solo

36 *8va* 37 **C** 38 39

TAB 7-5 5 17 (17) :|| 10 10-8 10 (10) 10-8 10 10 5 5 5-3 5

40 41 42 43

TAB 5-3 5 5 4-5 / 10 10-8 10 (10) 13-14 10 10 10 5 5 8 8 10

44 *8va* 45 46 47

TAB (10) 8 8 (8) 7 5 12 12 12-10 12 (12) 12 16 15 (15) 10 10-8 10 10

D.S. al Coda

48 49 50 51

TAB (10) 7 5 4 5 5 5 5 (5) 5 4-5 5 5 17-15 17-15 17-15

52

53 **C**

54

55

TAB

7 12 12 5 5 (5) 4 5 5 5 4 5 5

56

57

58

59

TAB

10 10 7 7 12 12 5 3 5 5 5 3 5 5

60

61

62

63

TAB

12 12 5 3 5 5 5 3 5 5

64

65

66

67 *8va*

TAB

10 10 10 10 (10) 10 12 14 5 7 7 6 9 17 17 17

G **Outro**

C

8va

68

69

70

71

TAB

17 15 17 17 17 (17) 5 5 5 3 5 5 5 (5) 5

72

73

74

75

TAB

5 5 5 5 3 5 3 5 5 5 (5) (5)

Musical notation for measures 76-79. Treble clef, key signature of one sharp (F#). Measure 76 and 77 are whole rests. Measure 78 contains a quarter note G4, an eighth note A4, and a quarter note B4. Measure 79 contains a quarter note C5, an eighth note B4, and a quarter note A4. Slurs and wavy lines indicate phrasing. Fingerings are shown in the TAB below.

T			5	5	(5)	3	5	5	3	4	5
A											
B											

Musical notation for measures 80-83. Measure 80 and 81 are whole rests. Measure 82 contains a quarter note G4, an eighth note A4, and a quarter note B4. Measure 83 contains a quarter note C5, an eighth note B4, and a quarter note A4. Slurs and wavy lines indicate phrasing. Fingerings are shown in the TAB below.

T		5	3	5	5	3	5	3	5	3	5	3	5	3	5	3	5	3	5	3	5
A																					
B																					

Musical notation for measures 84-87. Measure 84 and 85 are whole rests. Measure 86 contains a quarter note G4, an eighth note A4, and a quarter note B4. Measure 87 contains a quarter note C5, an eighth note B4, and a quarter note A4. Slurs and wavy lines indicate phrasing. Fingerings are shown in the TAB below.

C

T			17	15	17	17	17	(17)	15	17	17	17	(17)	15	17
A															
B															

Musical notation for measures 88-89. Measure 88 contains a quarter note G4, an eighth note A4, and a quarter note B4. Measure 89 contains a quarter note C5, an eighth note B4, and a quarter note A4. Slurs and wavy lines indicate phrasing. Fingerings are shown in the TAB below.

T	17	17	(17)	15	17	15	(15)	15	17
A									
B									

3x

Wasted Words

1973

Allman Brothers Band

Elektrische gitaar 2

- ③ = G#
- ④ = E
- ⑤ = B

♩ = 128

A Intro

B 1st-3rd Verses

C Pre-Chorus

1 5 6 8 14

8va

12 10 9 7 10

15 16 17

8va

(10) 10 9 5 9 7 9 17

18 19 20

8va

12 10 9 7 10 (10) 10 9 5 9 7 9

D Chorus

Da Coda

21 22 23

8va

17 12 10 12 12 10 12 12

1.

24 25 26 **4**

TAB 10 10 7 7 12 12

2.

E Interlude

30 31 33 **2** **C**

TAB 7 12 12 4 5 5 5

34 35 36

TAB 6 5 5 5 4 5 5 5 6 5 5 5

F Guitar Solo

C

D.S. al Coda

37 38 51 **13** **2**

TAB

G Outro

53 68 86 **15** **18** **4** 3x

TAB

Whipping Post

1969

Allman Brothers Band

Elektrische gitaar 1

Standard tuning

♩ = 100

1 2 3 P H P H P H P H P H P

P H P H P H P H P H P

TAB: 5 3 5 3 5 3 5 3 5 3 5 3

4 P H P H P 5 P H P H P H P H P H P 6 P H P H P

P H P H P P H P H P H P H P H P P H P H P

TAB: 5 3 5 3 5 3 5 3 5 3 5 3 5 3 5 3 5 3

7 P H P H P H P H P H P 8 P H P H P 3x 9

P H P H P H P H P H P P H P H P 0 4 4

TAB: 5 3 5 3 5 3 5 3 5 3 5 3 5 3 0 4 4

10 11 12 13

5 5 4 4 0 2 2 4 4 5 5 4 4 0 2 2 4 4

14 15 16 17

5 5 4 4 0 2 2 4 4 5 5 4 4 0 2 2 4 4

Musical notation for measures 39-42. Treble clef, key signature of two sharps (F# and C#), 6/8 time signature. Measure 39 has a wavy line above it. Measure 40 has a wavy line above it. Measure 41 has a wavy line above it. Measure 42 has a wavy line above it and a *sl.* marking. The guitar tablature below shows fret numbers: 14, 11, 12, 14, 12, 11, 12, 14, 12, 9, 10, 7, 5, 4, 5, 5, 7, 5.

Musical notation for measures 43-45. Measure 43 has a wavy line above it. Measure 44 has a wavy line above it. Measure 45 has a wavy line above it. The guitar tablature below shows fret numbers: 7, 7, 7, 7, 7, X, 5, 7, 5, 7, 7, 5, 7, 5, 7, 5, 7, 5, 7, full, P, full.

Musical notation for measures 46-48. Measure 46 has a wavy line above it. Measure 47 has a wavy line above it. Measure 48 has a wavy line above it. Labels: Prebend, Prebend/slide up. The guitar tablature below shows fret numbers: (7), 8, 7, full, 7, 5, P, 7, 5, 7, 7, full, 10, 8, 5, 7, 5, 7, 5, 7, full, P, P, sl., 5, 4, 5, 7, 5, 7.

Musical notation for measures 49-51. Measure 49 has a wavy line above it. Measure 50 has a wavy line above it. Measure 51 has a wavy line above it. Labels: Only half release, Slide up. The guitar tablature below shows fret numbers: 7, full, 5, 7, full, 6, 7, full, 5, 5, full, 6, 6, 7, full, 10, full, 8, 5, 5, 7, 5, 7, 7, full, P, P.

Musical notation for measures 52-54. Measure 52 has a wavy line above it. Measure 53 has a wavy line above it. Measure 54 has a wavy line above it. Label: Prebend. The guitar tablature below shows fret numbers: P, 5, 7, 7, P, 8, 5, 5, P, 8, 5, 5, sl., 10, 10, full, 10, full, 8, 7, sl., 8, 7, 5, 4, 5.

Slide up/hold bend

Musical notation for measures 55-58. Measure 55: Treble clef, key signature of two sharps (F# and C#), 4/4 time. Notes: G4 (quarter), A4 (quarter), B4 (quarter), C#5 (quarter). Tab: 7-5-5. Measure 56: Notes: B4 (quarter), A4 (quarter), G4 (quarter), F#4 (quarter). Tab: 7-10. Measure 57: Notes: E4 (quarter), D4 (quarter), C4 (quarter), B3 (quarter). Tab: 12 (12)\. Measure 58: Notes: G4 (quarter), F#4 (quarter), E4 (quarter), D4 (quarter). Tab: 0-4-4. Bends: Measure 55: full bend on 5. Measure 56: full bend on 10. Measure 57: full bend on 12. Measure 58: 1/2 bend on 4.

Musical notation for measures 59-62. Measure 59: Notes: G4 (quarter), A4 (quarter), B4 (quarter), C#5 (quarter). Tab: 2-2-4-4. Measure 60: Notes: B4 (quarter), A4 (quarter), G4 (quarter), F#4 (quarter). Tab: 5-5-4-4. Measure 61: Notes: G4 (quarter), A4 (quarter), B4 (quarter), C#5 (quarter). Tab: 2-2-4-4. Measure 62: Notes: B4 (quarter), A4 (quarter), G4 (quarter), F#4 (quarter). Tab: 5-5-4-4. Bends: Measure 60: 1/2 bend on 4. Measure 62: 1/2 bend on 4.

Musical notation for measures 63-66. Measure 63: Notes: G4 (quarter), A4 (quarter), B4 (quarter), C#5 (quarter). Tab: 2-2-4-4. Measure 64: Notes: B4 (quarter), A4 (quarter), G4 (quarter), F#4 (quarter). Tab: 5-5-4-4. Measure 65: Notes: G4 (quarter), A4 (quarter), B4 (quarter), C#5 (quarter). Tab: 2-2-4-4. Measure 66: Notes: B4 (quarter), A4 (quarter), G4 (quarter), F#4 (quarter). Tab: 5-5-4-4. Bends: Measure 64: 1/2 bend on 4. Measure 66: 1/2 bend on 4.

Musical notation for measures 67-70. Measure 67: Notes: G4 (quarter), A4 (quarter), B4 (quarter), C#5 (quarter). Tab: 2-2-4-4. Measure 68: Notes: B4 (quarter), A4 (quarter), G4 (quarter), F#4 (quarter). Tab: 5-5-4-4. Measure 69: Notes: G4 (quarter), A4 (quarter), B4 (quarter), C#5 (quarter). Tab: 2-2-4-4. Measure 70: Notes: B4 (quarter), A4 (quarter), G4 (quarter), F#4 (quarter). Tab: 5-5-4-4. Bends: Measure 68: 1/2 bend on 4. Measure 70: 1/2 bend on 4.

Musical notation for measures 71-74. Measure 71: Notes: G4 (quarter), A4 (quarter), B4 (quarter), C#5 (quarter). Tab: 2-2-4-4. Measure 72: Notes: B4 (quarter), A4 (quarter), G4 (quarter), F#4 (quarter). Tab: 2. Measure 73: Notes: G4 (quarter), A4 (quarter), B4 (quarter), C#5 (quarter). Tab: 10-10-10-13-10-13-10. Measure 74: Notes: B4 (quarter), A4 (quarter), G4 (quarter), F#4 (quarter). Tab: 13-13-13. Bends: Measure 72: sl. Measure 73: sl. Measure 74: full bend on 13, full bend on 13, 1/2 bend on 13.

rall ----- $\text{♩} = 90$

Hold bend-----| Release only Hold bend-----| Don't pick

$\text{♩} = 96$

TAB

17 19 19 19 17 15 17 17 19 19 17 17 \ let ring - - | let ring

7 7 5 6 7

5

78 *sl.* 79 80 81

sl. let ring - - - | let ring - - - |

TAB

5 5 7 5 6 7 7 5 6 7 5 7 5 3

82 83 84 85 $\text{♩} = 92$ *accel* ----- $\text{♩} = 96$

full full full full

TAB

19 17 19 17 19 17 19 (19) (19) \ 14 11

86 $\text{♩} = 96$ 87 $\text{♩} = 96$ 88 $\text{♩} = 96$ 89 $\text{♩} = 96$

3x

TAB

12 14 12 11 12 14 11 12 14 12 11 12 14

90 91 92 93 94

$\frac{1}{2}$ $\frac{1}{2}$ $\frac{1}{2}$

TAB

(14) 4 4 2 (2) 4 4 2 2 4 4 5 5 4 4

0 0 0 0 0

95 96 97 98

$\frac{1}{2}$ $\frac{1}{2}$

TAB

2 2 4 4 5 5 4 4 2 2 4 4 5 5 4 4

0 0 0 0

Musical notation for measures 99-102. Measure 99: Treble clef, key signature of two sharps (F# and C#), quarter notes G4, A4, B4, C5. Measure 100: Treble clef, key signature of one sharp (F#), quarter notes B3, A3, G3, F3. Measure 101: Treble clef, key signature of two sharps (F# and C#), quarter notes G4, A4, B4, C5. Measure 102: Treble clef, key signature of one sharp (F#), quarter notes B3, A3, G3, F3. Fingering: 2 2 4 4 for measures 99 and 101; 5 5 4 4 for measures 100 and 102. A half note (1/2) is indicated above the 4th fret in measures 100 and 102.

Musical notation for measures 103-106. Measure 103: Treble clef, key signature of two sharps (F# and C#), quarter notes G4, A4, B4, C5. Measure 104: Treble clef, key signature of one sharp (F#), quarter notes B3, A3, G3, F3. Measure 105: Treble clef, key signature of two sharps (F# and C#), eighth notes G4, A4, B4, C5, G4, A4, B4, C5. Measure 106: Treble clef, key signature of one sharp (F#), eighth notes B3, A3, G3, F3, B3, A3, G3, F3. Fingering: 2 2 4 4 for measure 103; 5 for measure 104; 5 5 5 5 7 7 7 7 for measure 105; 8 8 8 8 10 10 10 10 for measure 106.

Musical notation for measures 107-109. Measure 107: Treble clef, key signature of two sharps (F# and C#), eighth notes G4, A4, B4, C5, G4, A4, B4, C5. Measure 108: Treble clef, key signature of one sharp (F#), eighth notes B3, A3, G3, F3, B3, A3, G3, F3. Measure 109: Treble clef, key signature of two sharps (F# and C#), eighth notes G4, A4, B4, C5, G4, A4, B4, C5. Fingering: 12 12 12 12 for measure 107; 9 9 9 9 for measure 108; 10 10 10 10 12 12 12 12 for measure 109.

Musical notation for measures 110-112. Measure 110: Treble clef, key signature of two sharps (F# and C#), eighth notes G4, A4, B4, C5, G4, A4, B4, C5. Measure 111: Treble clef, key signature of one sharp (F#), eighth notes B3, A3, G3, F3, B3, A3, G3, F3. Measure 112: Treble clef, key signature of two sharps (F# and C#), eighth notes G4, A4, B4, C5, G4, A4, B4, C5. Fingering: 12 12 12 12 14 14 14 14 for measure 110; 16 16 16 16 17 17 17 17 for measure 111; 18 18 18 18 19 19 19 for measure 112. Slurs and accents are present over the eighth notes.

Musical notation for measures 113-116. Measure 113: Treble clef, key signature of two sharps (F# and C#), quarter rest, eighth note G4, quarter note A4, eighth note B4, quarter note C5. Measure 114: Treble clef, key signature of one sharp (F#), quarter rest, eighth note B3, quarter note A3, eighth note G3, quarter note F3. Measure 115: Treble clef, key signature of two sharps (F# and C#), quarter rest, eighth note G4, quarter note A4, eighth note B4, quarter note C5. Measure 116: Treble clef, key signature of one sharp (F#), quarter rest, eighth note B3, quarter note A3, eighth note G3, quarter note F3. Fingering: 17 20 for measure 113; 20 for measure 114; 20 20 for measure 115; 17 20 (17) for measure 116. Annotations include "full" above the notes and "Don't pick" above the rests.

Musical notation for measures 117-119. Measure 117: Treble clef, key signature of two sharps (F# and C#), quarter rest, eighth note G4, quarter note A4, eighth note B4, quarter note C5. Measure 118: Treble clef, key signature of one sharp (F#), quarter rest, eighth note B3, quarter note A3, eighth note G3, quarter note F3. Measure 119: Treble clef, key signature of two sharps (F# and C#), quarter rest, eighth note G4, quarter note A4, eighth note B4, quarter note C5. Fingering: 17 20 for measure 117; 20 for measure 118; 20 20 for measure 119. Annotations include "full" above the notes and "Don't pick" above the rests.

120 $\text{♩} = 80$ 121 122

TAB 17 20 (17) 2 2 0 12 12 10 10 10 10

123 124 125

Hold bend Prebend Don't pick

TAB 13 13 17 17 17 17 17 15 17 19 17 19 17 17 17 (17)

126 127 128 129

Let ring Let ring

TAB 7 7 5 6 7 5 7 5 6 7 7 5 6 7 5 5 7 5 6

130 131

Let ring

TAB 7 7 5 6 7 5 7

132

TAB 5

133 134 135

let ring

TAB 5 5 5 4 7 5 5

Tremelo pick

let ring -----

T	13	12-15	13	12-15	13	12-15	13	12-15	13	12-15	13	12-15	13	12-15	15	(15)
A	14	14	14	14	14	14	14	14	14	14	14	14	14	14	12	(12)
B																

139

T
A
B

Whipping Post

1969

Allman Brothers Band

Elektrische gitaar 2

Standard tuning

♩ = 100

Musical notation for measures 1-5. Treble clef, key signature of two sharps (F# and C#), 6/8 time signature. Measure 1: whole rest. Measure 2: quarter rest. Measure 3: whole rest. Measure 4: quarter rest. Measure 5: quarter note G4, quarter note A4, quarter note B4, quarter note C5, quarter note B4, quarter note A4, quarter note G4. Tremolos are indicated above the notes in measures 5 and 6.

TAB: Measure 1: |. Measure 2: |. Measure 3: |. Measure 4: |. Measure 5: 7 5 7 7 5 7

Musical notation for measures 6-10. Measure 6: quarter note G4, quarter note A4, quarter note B4, quarter note C5, quarter note B4, quarter note A4, quarter note G4. Measure 7: quarter note G4, quarter note A4, quarter note B4, quarter note C5, quarter note B4, quarter note A4, quarter note G4. Measure 8: quarter note G4, quarter note A4, quarter note B4, quarter note C5, quarter note B4, quarter note A4, quarter note G4. Measure 9: quarter note G4, quarter note A4, quarter note B4, quarter note C5, quarter note B4, quarter note A4, quarter note G4. Measure 10: quarter rest. Tremolos are indicated above the notes in measures 7, 8, and 9. A 1/4 note rest is indicated above the notes in measures 6 and 9.

TAB: Measure 6: 7 5 7 7 5 7. Measure 7: 7 7 5 7 7 5 7. Measure 8: 7 5 7 5 7 5 7. Measure 9: 7 5 7 5 7 5 7. Measure 10: 7

Musical notation for measures 11-17. Measure 11: whole rest. Measure 12: whole rest. Measure 13: whole rest. Measure 14: whole rest. Measure 15: whole rest. Measure 16: whole rest. Measure 17: two chords: G4-B4-D5 and G4-B4-D5. Tremolos are indicated above the notes in measure 17.

TAB: Measure 11: |. Measure 12: |. Measure 13: |. Measure 14: |. Measure 15: |. Measure 16: |. Measure 17: 0 3 2 4 2 4

Musical notation for measures 18-24. Measure 18: chord G4-B4-D5. Measure 19: chord G4-B4-D5. Measure 20: chord G4-B4-D5. Measure 21: chord G4-B4-D5. Measure 22: chord G4-B4-D5. Measure 23: chord G4-B4-D5. Measure 24: chord G4-B4-D5. Tremolos are indicated above the notes in measures 18-24. Tempo marking: ♩ = 92.

TAB: Measure 18: 5 3 5 4 5 4. Measure 19: 0 2 2 4 2 4. Measure 20: 5 3 5 4 5 4. Measure 21: 0 2 2 4 2 4. Measure 22: 5 3 5 4 5 4. Measure 23: 0 2 2 4 2 4. Measure 24: 5 5 5 5 5 5

Musical notation for measures 25-28. Measure 25: chord G4-B4-D5. Measure 26: chord G4-B4-D5. Measure 27: chord G4-B4-D5. Measure 28: chord G4-B4-D5. Tremolos are indicated above the notes in measures 25-28. Tempo marking: ♩ = 91.

TAB: Measure 25: 7 7 7 7 7 7. Measure 26: 7 7 7 7 7 7. Measure 27: 9 9 9 10 10 10 10 10. Measure 28: 10 9 9 9 9 9

♩ = 90

Two guitars arr. for one

Two guitars arr. for one

Musical notation for measures 68-73. Treble clef, key signature of two sharps (F# and C#). Measure numbers 68, 69, 70, 71, 72, 73 are indicated above the staff.

T	5	3	0	3	5	3	0	5	5	5	5	7	7	7	7
A	5	4	2	4	5	4	2	5	5	5	5	7	7	7	7
B	5	4	2	4	5	4	2	5	5	5	5	5	5	5	5

Musical notation for measures 74-77. Treble clef, key signature of two sharps. Measure numbers 74, 75, 76, 77 are indicated. Tempo markings: ♩ = 96 *rall.* and ♩ = 90. Text: "Two guitars arr. for one".

T	7	7	7	7	7	8	9	9	9	10	10	10	10	10	10	10	10	9	9	9	9	14	12
A	7	7	7	7	7	8	9	9	9	9	9	9	9	9	9	9	9	9	9	9	9	14	12
B	5	5	5	5	5	6	7	7	7	7	7	7	7	7	7	7	7	7	7	7	7	14	12

Musical notation for measures 78-83. Treble clef, key signature of two sharps. Measure numbers 78, 79, 80, 81, 82, 83 are indicated. Text: "Two guitars arr. for one".

T	11	9	14-12	14-12	14	11	14-12	14	11	11	9	7	5	7	5
A	12	10	14-12	14-12	14	12	14-12	14	11	12	10	7	5	7	5
B															

Musical notation for measures 84-88. Treble clef, key signature of two sharps. Measure numbers 84, 85, 86, 87, 88 are indicated. Tempo markings: ♩ = 92 *accel.* and ♩ = 96. Text: "full", "sl.", "3x".

T	7	5	7	7	4	5	7	5	4	5	7	4	5	7	5	4	5
A																	
B																	

Musical notation for measures 89-91. Treble clef, key signature of two sharps. Measure numbers 89, 90, 91 are indicated. Text: "sl.", "P", "full".

T	8	8	10	8	8	10	8	10	10	10	10	10	10	10	10	10	10	10	8
A	7	7	7	7	5	7	8	9	8	9	8	10	9	8	10	8	10	10	8
B																			

Musical notation for measures 92-95. Treble clef, key signature of two sharps. Measure numbers 92, 93, 94, 95 are indicated. Text: "P", "sl.", "full", "1/2", "1/4".

T	10	8	10	8	10	8	8	7	5	7	7	5	7	5	5	8	5	5	7	5	5	8	7
A																							
B																							

Musical notation for measures 96-98. Treble clef, key signature of two sharps (F# and C#). Measure 96 contains six eighth notes with 'full' accents. Measure 97 contains a half note with a 'full' accent and a slur. Measure 98 contains a half note with a slur and a quarter note with a slur.

TAB: 5 7 7 7 7 7 7 | 7 5 5 4 7 5 5 4 7 | 5 5 4 7 5 5 4 6 5 4 6

Musical notation for measures 99-101. Measure 99 contains a half note with a slur and a quarter note with a slur. Measure 100 contains a half note with a slur and a quarter note with a slur. Measure 101 contains a half note with a slur and a quarter note with a slur.

TAB: 4 2 2 2 4 2 4 2 4 2 4 6 | 5 5 5 5 7 9 8 9 11 10 9 8 9 11 11

Musical notation for measures 102-105. Measure 102 contains a half note with a slur and a quarter note with a slur. Measure 103 contains a half note with a slur and a quarter note with a slur. Measure 104 contains a half note with a slur and a quarter note with a slur. Measure 105 contains a half note with a slur and a quarter note with a slur.

TAB: 10 12 10 12 12 12 12 12 | 10 13 10 12 10 8 9 7 | 5 7 7 7 7 7 7 5 | 0 0 0 2 2 2 2

Musical notation for measures 106-109. Measure 106 contains a half note with a slur and a quarter note with a slur. Measure 107 contains a half note with a slur and a quarter note with a slur. Measure 108 contains a half note with a slur and a quarter note with a slur. Measure 109 contains a half note with a slur and a quarter note with a slur.

TAB: 3 3 3 3 5 5 5 5 | 2 2 2 2 4 4 4 4 | 5 5 5 5 2 2 2 2 | 4 4 4 4 5 5 5 5

Musical notation for measures 110-113. Measure 110 contains a half note with a slur and a quarter note with a slur. Measure 111 contains a half note with a slur and a quarter note with a slur. Measure 112 contains a half note with a slur and a quarter note with a slur. Measure 113 contains a half note with a slur and a quarter note with a slur.

TAB: 7 7 7 7 9 9 9 9 | 11 11 11 11 12 12 12 12 | 13 13 13 13 14 14 14 | 10 12 (10) (12)

Musical notation for measures 114-118. Measure 114 contains a half note with a slur and a quarter note with a slur. Measure 115 contains a half note with a slur and a quarter note with a slur. Measure 116 contains a half note with a slur and a quarter note with a slur. Measure 117 contains a half note with a slur and a quarter note with a slur. Measure 118 contains a half note with a slur and a quarter note with a slur.

TAB: 10 12 (10) (12) | 10 12 | 10 12 10 14 | 10 12 (10) (12) | 10 12 (10) (12)

Don't pick

You Don't Love Me

1971

Allman Brothers Band

Slag gitaar

Moderate ♩ = 200

Verse

Musical notation for measures 1-4 of the verse. The top staff is in treble clef, 4/4 time, with a key signature of one sharp (F#). The bottom staff is a guitar tablature. Measure 1: Treble clef has a quarter rest, then quarter notes G4, A4, B4, C5. Tablature: 5 7 5 7 5. Measure 2: Treble clef has quarter notes D5, E5, F#5, G5. Tablature: 7 X 5 7 X 5. Measure 3: Treble clef has quarter notes G5, F#5, E5, D5. Tablature: 7 5. Measure 4: Treble clef has quarter notes C5, B4, A4, G4. Tablature: 5 7 5 7 5. A 1/4 note rest is indicated at the end of the line.

Musical notation for measures 5-8 of the verse. Measure 5: Treble clef has quarter notes G4, A4, B4, C5. Tablature: 5 5 7 5 7 5. Measure 6: Treble clef has quarter notes D5, E5, F#5, G5. Tablature: 7 X 5 7 X 5. Measure 7: Treble clef has quarter notes G5, F#5, E5, D5. Tablature: 7 5. Measure 8: Treble clef has quarter notes C5, B4, A4, G4. Tablature: 5 7 5 7 5. A 1/4 note rest is indicated at the end of the line.

Musical notation for measures 9-12 of the verse. Measure 9: Treble clef has quarter notes G4, A4, B4, C5. Tablature: 5 5 5 7 6. Measure 10: Treble clef has quarter notes D5, E5, F#5, G5. Tablature: 5 3 5 4 3 5 4. Measure 11: Treble clef has quarter notes G5, F#5, E5, D5. Tablature: 5 3 5 4 3 5 4. Measure 12: Treble clef has quarter notes C5, B4, A4, G4. Tablature: 5 3 5 4 3 5 4. A 1/4 note rest is indicated at the end of the line.

Musical notation for measures 13-16 of the verse. Measure 13: Treble clef has quarter notes G4, A4, B4, C5. Tablature: 3 5 4 3 5 4 3 5 4. Measure 14: Treble clef has quarter notes D5, E5, F#5, G5. Tablature: 7 5 7 5 7 5. Measure 15: Treble clef has quarter notes G5, F#5, E5, D5. Tablature: 7 X 5 7 X 5. Measure 16: Treble clef has quarter notes C5, B4, A4, G4. Tablature: 7 5 5 7 5 7 5. A 1/4 note rest is indicated at the end of the line.

Musical notation for measures 17-20 of the verse. Measure 17: Treble clef has quarter notes G4, A4, B4, C5. Tablature: 7 5 7 6 5 3. Measure 18: Treble clef has quarter notes D5, E5, F#5, G5. Tablature: 5 5 5 7 6. Measure 19: Treble clef has quarter notes G5, F#5, E5, D5. Tablature: 5 3 5 4 3 5 4. Measure 20: Treble clef has quarter notes C5, B4, A4, G4. Tablature: 5 3 5 4 3 5 4. A 1/4 note rest is indicated at the end of the line.

Musical notation for measures 21-24. Measure 21 includes a 7/8 time signature. The guitar part (TAB) shows fret numbers and string indicators (T, A, B) with 'X' marks for muted strings. Measure 23 includes a half note (H) and a quarter note (1/4).

Musical notation for measures 25-28. Measure 25 includes a half note (H). Measure 27 includes a quarter note (1/4). The guitar part (TAB) shows fret numbers and string indicators.

Musical notation for measures 29-32. Measure 29 includes a half note (H). Measure 32 includes a half note (H). The guitar part (TAB) shows fret numbers and string indicators.

Musical notation for measures 33-36. Measure 34 includes a half note (H). Measure 35 includes a half note (H). Measure 36 includes a quarter note (1/4). The guitar part (TAB) shows fret numbers and string indicators.

DA Solo

Musical notation for measures 37-40. Measure 37 includes a 7/8 time signature. Measure 38 includes a 7/8 time signature. Measure 39 includes a 7/8 time signature. Measure 40 includes a 7/8 time signature. The guitar part (TAB) shows fret numbers and string indicators.

Musical notation for measures 41-44. Measure 41 includes a half note (H). Measure 42 includes a half note (H). Measure 43 includes a half note (H). Measure 44 includes a quarter note (1/4). The guitar part (TAB) shows fret numbers and string indicators.

93 7 94 7 95 7 H 96 H

TAB 5 4 3 5 4 3 | 5 4 3 5 4 3 | 5 4 3 5 4 3 | 7 5 7 5 7 5

97 H 98 99 100

TAB 7 5 7 5 7 5 | 7 5 7 6 5 3 | 5 5 5 7 6 | 5 4 3 5 4 3

101 7 102 7 103 7 104 H

TAB 5 4 3 5 4 3 | 5 4 3 5 4 3 | 5 4 3 5 4 3 | 7 5 7 5 7 5

105 H 106 7 H 107 108

TAB 7 X 5 7 X 5 | 7 5 7 5 7 5 | 7 5 7 6 5 3 | 5 5 3 6

109 110 111 7 7 7 7 112

TAB 7 7 7 7 7 7 | 8 7 8 7 8 6 | 8 7 8 7 | 7 5 7 5

113 H 114 115 H 116

TAB 7 5 7 5 7 5 | 7 X 5 7 X 5 | 7 5 7 5 7 5 | 7 5 7 6 5 3

You Don't Love Me

1971

Allman Brothers Band

Elektrische gitaar 1

Standard tuning

Moderate ♩ = 200

Verse

DA Solo

1 35 36 7 7 7 7 *sl.* 37 *sl.*

3 5 5 5 8 8 8 5

38 *P* 39 7 *sl.* 40 7 3

7 5 7 8 5 5 10 10 10 10 8 5

41 42 # 43 *full* *full* *full*

10 11 10 11 12 (12) 10 12 11 10 11 10 10 X 10 X 12

44 45 46 7 3 3 3

12 12 10 11 10 14 13 14 15 15 15 15 15 15 13

Musical notation for measures 47-49. The top staff shows a treble clef with notes and slurs. The bottom staff shows guitar tablature with fret numbers and dynamic markings like *full*, *sl.*, and *P*.

Musical notation for measures 50-52. The top staff shows a treble clef with notes and slurs. The bottom staff shows guitar tablature with fret numbers and dynamic markings like *sl.*, *P*, and *sl.*.

Musical notation for measures 53-55. The top staff shows a treble clef with notes and slurs. The bottom staff shows guitar tablature with fret numbers and dynamic markings like *P* and $\frac{1}{2}$.

Musical notation for measures 56-58. The top staff shows a treble clef with notes, slurs, and triplets. The bottom staff shows guitar tablature with fret numbers and dynamic markings like *full*, *P*, *sl.*, and $\frac{1}{4}$.

Musical notation for measures 59-61. The top staff shows a treble clef with notes and slurs. The bottom staff shows guitar tablature with fret numbers and dynamic markings like *sl.*, *P*, and *P*.

Musical notation for measures 77-79. Treble clef, key signature of one sharp (F#). Measure 77 contains a slur over notes 7, 8, 9, 8 with a 'full' dynamic marking. Measure 78 contains notes 10, 8. Measure 79 contains notes 10, 8, 9, 8, 10, 8, 9 with 'P' (piano) dynamics and triplet markings.

TAB: 7 2 9 8 9 8 | 10 8 | 10 8 9 8 10 8 9

Musical notation for measures 80-82. Measure 80 contains notes 8, 10, 8 with 'P' dynamic. Measure 81 contains notes 10, 8, 9, 8 with 'sl.' (slur) and 'P' dynamic. Measure 82 contains notes 15, 17, 17, 17, 19, 19 with 'sl.' and 'full' dynamics.

TAB: 8 10 8 | 10 8 9 8 | 15 17 17 17 19 19 | 19 20 20 17

Musical notation for measures 83-85. Measure 83 contains notes 20, 17, 19 with 'P' dynamic. Measure 84 contains notes 17, 17, 20, 17, 19 with 'H P' (hammer-on/pull-off) and 'P' dynamic. Measure 85 contains notes 17, 20, 17, 19 with 'P' dynamic and a 1 1/2 fret bend.

TAB: 20 17 19 | 17 17 20 17 19 | 17 20 17 19 | 17 20 20

Musical notation for measures 86-88. Measure 86 contains notes 5, 7, 5, 7, 5 with 'sl.' dynamic. Measure 87 contains notes 7, 5, 7, 5. Measure 88 contains notes 5, 7, 8, 8, 5, 8 with 'full' dynamics and a 1/2 fret bend.

TAB: 5 7 5 7 5 | 7 5 7 5 | 5 7 8 8 5 8

Musical notation for measures 89-91. Measure 89 contains notes (5), (8), 8, 11 with 'full' dynamic. Measure 90 contains notes 8, 10, 13, 10, 10 with 'full' dynamics. Measure 91 contains notes 12, 15, 17, 20 with 'full' dynamics. A double bar line follows measure 91, with the number 54 below it.

TAB: (5) (8) 8 11 | 8 10 13 10 10 | 12 15 17 20

DB Solo

54

DA Solo

Musical notation for measures 145-147. The top staff shows a treble clef with a 7/8 time signature. Measure 145 starts with a quarter rest followed by a quarter note G4. Measure 146 contains a quarter note G4, a quarter note A4, and a quarter note B4. Measure 147 contains a quarter note C5, a quarter note B4, a quarter note A4, and a quarter note G4. The bottom staff shows guitar tablature with fret numbers: 10, 13, 12, 10, 11, 10, 12, 10, (10), 9, 9, 11, 10, 12, 11, 12, 13, 11. Dynamic markings include 'full' and 'sl.'.

Musical notation for measures 148-150. Measure 148 starts with a quarter rest followed by a quarter note G4. Measure 149 contains a quarter note G4, a quarter note A4, and a quarter note B4. Measure 150 contains a quarter note C5, a quarter note B4, a quarter note A4, and a quarter note G4. The bottom staff shows guitar tablature with fret numbers: 10, 13, 13, 14, 14, 14, 16, 0, 14, 13, 13, 15, 15, 15, 15, 15. Dynamic markings include 'full', 'sl.', and 'P'.

Musical notation for measures 151-153. Measure 151 starts with a quarter rest followed by a quarter note G4. Measure 152 contains a quarter note G4, a quarter note A4, and a quarter note B4. Measure 153 contains a quarter note C5, a quarter note B4, a quarter note A4, and a quarter note G4. The bottom staff shows guitar tablature with fret numbers: 15, 15, 13, 15, 13, 14, 15, 15, 15, 15, 15, 15, 15, 15, 15, 15, 15, 15, 17, 17, 17, 17, 20, 20. Dynamic markings include 'full', 'P', and 'sl.'.

Musical notation for measures 154-156. Measure 154 starts with a quarter rest followed by a quarter note G4. Measure 155 contains a quarter note G4, a quarter note A4, and a quarter note B4. Measure 156 contains a quarter note C5, a quarter note B4, a quarter note A4, and a quarter note G4. The bottom staff shows guitar tablature with fret numbers: 20, 20, 17, 17, 17, 20, 17, 17, 20, 20, 20, 20, 20, 20, 20, 20, 20, 20, 20, 11, 10. Dynamic markings include 'full', 'P', and 'sl.'.

Musical notation for measures 157-159. Measure 157 starts with a quarter rest followed by a quarter note G4. Measure 158 contains a quarter note G4, a quarter note A4, and a quarter note B4. Measure 159 contains a quarter note C5, a quarter note B4, a quarter note A4, and a quarter note G4. The bottom staff shows guitar tablature with fret numbers: 12, 11, 10, 12, 12, 10, (10), 4, 9, 8, 9, 8, 10, 8, 9, 8, 10, 8, 9. Dynamic markings include 'full', 'sl.', and 'P'.

Musical notation for measures 160-162. The top staff shows a treble clef with notes and slurs. The bottom staff shows guitar tablature with fret numbers and dynamic markings.

Measure 160: Treble clef, notes G4 (sl.), A4, B4, C5. Tab: 8 9 5 7 5 7 5 7. Markings: *sl.*, H.

Measure 161: Treble clef, notes G4, A4, B4, C5. Tab: 7 5 7 5 7. Markings: $\frac{1}{2}$, H.

Measure 162: Treble clef, notes G4, A4, B4, C5. Tab: 5 5 5 7 7. Markings: $\frac{1}{2}$, $\frac{1}{2}$, full.

Musical notation for measures 163-165. The top staff shows a treble clef with notes and slurs. The bottom staff shows guitar tablature with fret numbers and dynamic markings.

Measure 163: Treble clef, notes G4, A4, B4, C5. Tab: 7 7 7 7 7 5. Markings: full, full, full.

Measure 164: Treble clef, notes G4, A4, B4, C5. Tab: 7 5 7 5 7 5. Markings: full, $\frac{1}{4}$.

Measure 165: Treble clef, notes G4, A4, B4, C5. Tab: 8 (8) (8) 5 (5) 8. Markings: full, $\frac{1}{2}$, $\frac{1}{4}$, $\frac{1}{4}$.

Musical notation for measures 103-105. Treble clef, 7/8 time signature. Measure 103: quarter note G4, quarter note A4, quarter note B4, quarter note C5. Measure 104: quarter note B4, quarter note A4, quarter note G4, quarter note F4. Measure 105: quarter note E4, quarter note D4, quarter note C4, quarter note B3. Slurs and accents are present. Tremolos are shown above notes in measures 104 and 105.

TAB: 12 12 12 10 (10) 5-9 8 9 8 10 10 10

Musical notation for measures 106-108. Measure 106: quarter note G4, quarter note A4, quarter note B4, quarter note C5. Measure 107: quarter note B4, quarter note A4, quarter note G4, quarter note F4. Measure 108: quarter note E4, quarter note D4, quarter note C4, quarter note B3. Slurs and accents are present. Tremolos are shown above notes in measures 106, 107, and 108.

TAB: 8 10 8 10 8 10 8 10 8 10 8 10 8

Musical notation for measures 109-111. Measure 109: quarter note G4, quarter note A4, quarter note B4, quarter note C5. Measure 110: quarter note B4, quarter note A4, quarter note G4, quarter note F4. Measure 111: quarter note E4, quarter note D4, quarter note C4, quarter note B3. Slurs and accents are present. Tremolos are shown above notes in measures 109, 110, and 111.

TAB: (8) 10 10 (10) 10 8 10

Musical notation for measures 112-114. Measure 112: quarter note G4, quarter note A4, quarter note B4, quarter note C5. Measure 113: quarter note B4, quarter note A4, quarter note G4, quarter note F4. Measure 114: quarter note E4, quarter note D4, quarter note C4, quarter note B3. Slurs and accents are present. Tremolos are shown above notes in measures 112, 113, and 114.

TAB: 8 5 7 5 7 5 7 5 7 5 7 5 7 7 7

Musical notation for measures 115-117. Measure 115: quarter note G4, quarter note A4, quarter note B4, quarter note C5. Measure 116: quarter note B4, quarter note A4, quarter note G4, quarter note F4. Measure 117: quarter note E4, quarter note D4, quarter note C4, quarter note B3. Slurs and accents are present. Tremolos are shown above notes in measures 115, 116, and 117.

TAB: 5 5 7 7 5 7 5 7 5 7 5 8 5 7 5 8 7 5 7 9 8 9 11

Musical notation for measures 118-120. Measure 118: quarter note G4, quarter note A4, quarter note B4, quarter note C5. Measure 119: quarter note B4, quarter note A4, quarter note G4, quarter note F4. Measure 120: quarter note E4, quarter note D4, quarter note C4, quarter note B3. Slurs and accents are present. Tremolos are shown above notes in measures 118, 119, and 120.

TAB: 10 7 9 8 9 11 10 7 9 8 9 11 10 7 9 8 9 11 10 7 9 8 10 11

Musical notation for measures 121-123. Measure 121 features a slide (*sl.*) on the 10th fret. Measure 122 includes a tremolo effect. Measure 123 features a tremolo effect. The guitar tablature (TAB) below shows fret numbers: 10, 7, 9, 8, 9, 11, 10, 11, 10, 4, 9, 8, 9, 8, 10, 10, 10.

Musical notation for measures 124-126. Measure 124 features a slide (*sl.*) on the 10th fret. Measure 125 includes a tremolo effect. Measure 126 includes a tremolo effect, a palm mute (*P*), and a harmonic (*H*). The guitar tablature (TAB) below shows fret numbers: 8, 10, 8, 8, 10, 9, 8, 9, 8, 8, 8, 10, 9, 8, 9, 8, 8, 10, 8, 10, 10, 10.

Musical notation for measures 127-129. Measure 127 features a slide (*sl.*) on the 10th fret. Measure 128 includes a tremolo effect and a triplet of eighth notes. Measure 129 includes a tremolo effect. The guitar tablature (TAB) below shows fret numbers: (10), 8, 10, 8, 8, 10, 8, 10, 8, 8, 10, 10, 8, 8, 8, 10, 10, 8, 8, 10, 10.

Musical notation for measures 130-132. Measure 130 features a slide (*sl.*) on the 10th fret. Measure 131 includes a tremolo effect. Measure 132 includes a tremolo effect. The guitar tablature (TAB) below shows fret numbers: 8, 10, 8, 10, 8, 10, 10, 4, 9, 8, 9, 8, 10, 10.

Musical notation for measures 133-135. Measure 133 features a slide (*sl.*) on the 10th fret. Measure 134 includes a tremolo effect. Measure 135 includes a tremolo effect, a palm mute (*P*), and a harmonic (*H*). The guitar tablature (TAB) below shows fret numbers: 12, 8, 10, 8, 10, 9, 10, 9, 8, 7, 7, 7, 5, 7, 5, 7, 5, 5, 5.

Musical notation for measures 136-138. The top staff shows a treble clef with notes and slurs. The bottom staff shows guitar tablature with fret numbers and techniques like *sl.* and a triplet.

Musical notation for measures 139-141. The top staff shows a treble clef with notes and slurs. The bottom staff shows guitar tablature with fret numbers and techniques like *sl.* and a half note.

Musical notation for measures 142-144. The top staff shows a treble clef with notes and slurs. The bottom staff shows guitar tablature with fret numbers and techniques like *full* and a quarter note.

DA Solo
21
 Musical notation for measure 145, showing a treble clef and a whole note.

meer songs en solo's te spelen

- Songs & solo's | TABsPro applicaties | TabsPro Songs akkoorden
- Songs & solo's | TABsPro applicaties | TabsPro Solo's tabulaturen
- Songs & solo's | TABsPro applicaties | TabsPro Scores partituren
- Gitaar | Praktijk | Akkoordprogressies Barré Shapes
- Gitaar | Praktijk | Elektrische gitaar en ritmesectie
- Gitaar | Praktijk | Play Together | Modules: *Blues, Rock, Reggae, Funk & Jazz*
- Gitaar | Praktijk | Solo Master | Modules: *Funk (Neo)-Soul, (Smooth)-Jazz, Latin Rock & Ballads*
- Muziekgenres | Blues (LICKZ app)
- Muziekgenres | Rock (CHORDZ app)
- Programma's & downloads | E-boeken

backing tracks te gebruiken

- Backing & solo tracks algemeen | "JAMZ" serie (9 modules)

de basgitaar te leren kennen

- Basgitaar | Praktijk | Voorbeelden & oefeningen
- Basgitaar | Praktijk | V.o.X. visuele training
- Basgitaar | Praktijk | Stijlvoorbeelden met audio
- Basgitaar | Praktijk | Basgitaar & ritmesectie
- Programma's & downloads | E-boeken

En vergeet niet de grote hoeveelheid eenvoudig toegankelijke muziektheorie, om je nog sneller en efficiënter naar je muzikale doelen te brengen.

Het materiaal voor de website van **GuitarJan.com** wordt onder redactie van **Jan van den Hogen** samengesteld.

Jan is een amateur-gitarist die, zoals hij zelf aangeeft, niet al te best gitaar speelt, maar veel lol heeft in dat wat hij in ieder geval muzikaal voor het voetlicht weet te brengen. Hij is een pragmatisch denker, altijd zoekend naar de gemakkelijkste oplossingen en simpelste theoretische toepassingen binnen de complexe muziekliteratuur, zodat iedereen er van kan genieten.

